

Portable Utility Lights

42

4 Sources of Light Sources



LED 37

- 30,000+ hour lamp life
- Safety glass front lens cover
- NEMA 4 rated enclosure
- Can be used with pedestal, cart, and tripod mounts only.
- Compliant with RoHS 2 Directive (2011/65/EU).

LED 1 & 2

- Longest Lamp Life
- Lowest energy usage per lumens produced.
- 12 Watt LED bulbs (included)
- Shade remains Cool-to-the-Touch.

Fluorescent

- Uses compact, low energy use
- Long life 55 Watt Fluorescent bulbs (included)
- Shade remains Cool-to-the-Touch.

Quartz Halogen

- High light output
- Weatherproof aluminum die-cast light heads
- 500 Watt quartz bulbs (included).

6 Types of Bases and Mounts

Pedestal Base




- 16 gauge round steel tube construction
- Height adjustable from 5'-6" to 8'-6" high
- 18" heavy duty steel base

Cart Base



- 16 gauge round steel tube construction
- Height adjustable from 5' to 8' high
- 10" diameter wheels

Tripod Base



- 20 gauge round steel tube construction
- Height adjustable from 3' to 6'-6" high
- Base covers 46" diameter area

Floor Base



- 12 gauge steel base
- Handle included
- Base covers 16" diameter area

Clamp-On Mount



- Clamp secures light head to most surfaces up to 3"

Magnet Mount




- 210 lb. magnetic strength
- 1/4" steel arm
- Extends 6" from mounting surface

Light Selection Chart & Illumination Levels

LIGHT SOURCE:	QUARTZ HALOGEN		FLUORESCENT		LED		LED 37		
# OF LIGHT HEADS	1	2	1	2	1	2	1	2	
MAX. WATTAGE	500	1,000	55	110	12	24	37	74	
MAX. LUMENS	11,000	22,000	3,000	6,000	960	1,920	2,373	4,746	
AVG. BULB LIFE (HRS.)	2,000		10,000		50,000		>30,000		
WIRE GUARD INCLUDED	Yes		Yes		Yes		No		
BULB INCLUDED	Yes		Yes		Yes		Yes		
LIGHT SOURCE ILLUMINATION LEVELS									
Measured Footcandles & Distance from Light Source (open area)	5' ft.	74.4	137.3	20.0	35.8	224.5	456.8	448.1	896
	10' ft.	36.1	65.9	8.7	14.8	121.4	258.8	299	598
	20' ft.	13.2	24.6	3.1	5.1	29.0	64.0	71	142
	30' ft.	6.6	12.3	1.7	2.5	14.2	31.4	34	68

Task Lighting...



ATTENTION

Fluorescent and HID lamps contain mercury. Dispose of these lamps according to local, state, or federal laws. For further information on local, state, or other requirements for disposal of mercury-containing lamps, see <http://www.lamprecycle.com>.

Portable Utility Lights

43

Incandescent, Fluorescent, and LED Series

Features

- Chip resistant safety yellow & black powder coating finish for high visibility and durability
- 15' long 18/3 SJT, 120V cordset with NEMA 15-5 grounded plug
- Shade will swivel 300° horizontally and 210° vertically
- On/Off switch, bulb, and wire guard included on each light head
- Made in U.S.A. with domestic and foreign components

Lamp Specifications - LED & FL

- Aluminum shade is 9 3/8" long with 7 3/4" diameter opening and will swivel 300° horizontally and 210° vertically
- LED 1 & 2 models are designed with an acrylic lens cover over each of the 12 single Watt LED emitters. Constructed with narrow 15° angle beam generating 960 lumens per bulb.
- FL models include a 55W spiral fluorescent bulb and internal reflector for maximum illumination at shorter distances.
- ETL C/US Listed for indoor & semi-protected outdoor use

Lamp Specifications - LED-37

- Lexan housing
- Safety glass front lens cover
- NEMA 4 rated enclosure
- Can be used with dock arm, pedestal, cart, and tripod bases only.
- Push button on-off switch
- 15' power cord
- Compliant with RoHS 2 Directive (2011/65/EU), that of which includes the application exemptions outlined in Annex III of the directive.



Lamp Specifications - QH

- QH models include a 500 Watt quartz halogen bulb and weatherproof die cast aluminum light head with impact resistant lens
- Each shade size is 9" wide x 7 1/4" high x 9 3/4" deep
- ETL C/US listed for indoor & semi-protected outdoor use



Standard Models


MFG CATALOG NUMBER	MFG MODEL NUMBER	TYPE	DESCRIPTION	TOTAL MAX WATTS	# OF LIGHT HEADS	WT. (LBS)
04885402	LED-37-1*	LIGHTHEAD	LED	37	1	6
04885302	LED-37-2*			74	2	10
04873602	LED-1		LED	12	1	6
04873702	LED-2			24	2	9
04803002	FL-1		FLUORESCENT	55	1	5
04803402	FL-2			110	2	8
04802902	QH-1		QUARTZ HALOGEN	500	1	5
04803302	QH-2			1000	2	10
04802702	PED	MOUNT / BASE	PEDESTAL	----	----	31
04802802	CRT		CART	----	----	27
04802302	TRI		TRIPOD	----	----	9
04802602	FLR		FLOOR	----	----	4
04802402	CLP		CLAMP	----	----	2
04802502	MAG		MAGNET	----	----	3

*Cannot be used with clamp-on mount

Individual Portable Light Components - Replacement Bulbs

MFG CATALOG NUMBER	MFG MODEL NUMBER	DESCRIPTION	WATTS	USED WITH	WT. (LBS)
04850502	SSE-55	Fluorescent Bulb	55	ALL FL Light heads	1
04708502	LED-12	LED Bulb	12	ALL LED Light heads	1

LED Light Head with Mount



MFG CATALOG NUMBER	MFG MODEL NUMBER	DESCRIPTION	WATTS	WT. (LBS)
04888402	M-LED-37-1	LED with Magnet Mount	37	8
04888602	F-LED-37-1	LED with Floor Mount	37	9