SL Series Selection Table

Catalog Number	Output 1	Output 2	Output 3	Case
SLS-05-030-1T	5 V @ 3 A *[2]	–	–	A
SLS-05-060-1T	5 V @ 6 A *[2]	–	–	B1
SLS-05-090-1T	5 V @ 9 A *[2]	–	–	C
SLS-05-120-1T	5 V @ 12 A *[2]	–	–	I2
SLS-12-017T[1]	12 V @ 1.7 A[2] or 15 V @ 1.5 A	–	–	A
SLS-12-034T	12 V @ 3.4 A[2]	–	–	B1
SLS-12-051T	12 V @ 5.1 A[2]	–	–	C
SLS-12-068T	12 V @ 6.8 A[2]	–	–	I2
SLS-15-045T	15 V @ 4.5 A[2]	–	–	C
SLS-15-060T	15 V @ 6 A[2]	–	–	I2
SLS-24-012T	24 V @ 1.2 A v	–	–	A
SLS-24-024T	24 V @ 2.4 A[2]	–	–	B2
SLS-24-036T	24 V @ 3.6 A[2]	–	–	C
SLS-24-048T	24 V @ 4.8 A[2]	–	–	I2
SLS-24-072T	24 V @ 7.2 A[2]	–	–	.
SLS-24-120T	24 V @ 12.0 A[2]	–	–	L
SLD-12-1010-12T[1]	12 V @ 1 A or 15 V @ .8 A	-12 V @ 1 A or -15 V @ .8	–	H1
SLD-12-1818-12T[1]	12 V @ 1.8 A or 15 V @ 1.5 A	-12 V @ 1.8 A or -15 V @ 1.5 A	–	D
SLD-12-3434-12T	12 V @ 3.4 A[2]	-12 V @ 3.4 A[2]	–	I3
SLD-15-3030-15T	15 V @ 3 A[2]	-15 V @ 3 A[2]	–	I3
SLD-12-6034-05T	5 V @ 6 A *[2]	12 V @ 3.4 A[2]	–	I1
SLD-12-3015-05T	5 V @ 3 A *[2]	12 V@ 1.5 A	–	C1
SLT 12-20404-12T	5 V @ 2 A *[2]	12 V @ .4 A or 15 V @ .4 A	-12 V @ .4 A or -15 V @ .4 A	H2
SLT 12-31010-12T	5 V @ 3 A *[2]	12 V @ 1 A[2] or 15 V @ .8 A	-12 V @ 1 A[2] or -15 V @ .8 A	F
SLT 12-61818-12T	5 V @ 6A *[2]	12 V @1.8 A or 15 V @1.5 A	-12 V @ 1.8 A or -15 V @ 1.5 A	G2
9 ` O \ @ Y V ^ K Q O : \ Y ^ O M ^ Y \ 9 @ :				
SLO-12-000-1	6.2 V to 34 V Adjustable @ 8 A	) R U & D V H V % W K U R X J K		J1 .
SLO-12-000-TB	6.2 V to 34 V Adjustable @ 8 A	) R U & D V H $ R U & D V H V % W K U R X J K (when used with a cover)		J2

Notes:

* With Built-In OVP

1. 12/15 Volt models are factory set for 12 Volt operation. 15 Volt operation L V Û H O G D G M X V W D E O H
2. With Remote Sense (R.S.)

Dimensions - inches (mm)

Case A

Case B

Cover Options

Catalog Number	. O] M \ S Z ^ S Y X	Catalog Number	. O] M \ S Z ^ S Y X
SLCASA-CVR	Cover for Case A	SLCASI-CVR	Cover for Cases I1, I2, & I3
SLCASB-CVR	Cover for Case B	SLCASK-CVR	& R Y H U I R U & D V H .
SLCASC-CVR	Cover for Case C	SLCASL-CVR	Cover for Case L

Note:

Covers are sold separately. When used, derate the power supply by 15% of its rated value.

© December 2018

Linear Open Frame DC Power Supplies
Silver Line Instruction Manual
Model: SLD-12-3434-12T

Features

- Easy installation with strip terminal
- Tight regulation: 0.05% Line; 0.05% Load
- Full Output Ratings to +50°C
- OVP Option for 12V
- Foldback Current Limiting Overload Protection with Automatic Recovery
- Multi-Tap AC Inputs
- 100% Four-Hour Burn-in
- Limited Warranty for two years
- UL Recognized

&6 &HUWLIHG

*HHUDO6SHFLFDWLRV

Voltage/Current Ratings		
Model Number	Output 1	Output 2
SLD-12-3434-12T	+12V/3.4A[1]	-12V/3.4A[1]
1. Outputs are isolated from one another.		
Operating Temperature Range	0 to +50°C (Derate to 40% at +70°C)	
7HPSHUDWUH&RHIILFLHWW7SLFDO	+/- 0.01% / °C	
Stability	Within +/- 0.05% (For 24 hours after warm-up)	
Vibration	Per MIL-STD-810C, Method 514	
Shock	Per MIL-STD-810C, Method 516	
EMI/RFI	Linear power supplies have inherently low conducted and radiated noise levels. For most system applications, these power supplies will meet the requirements of FCC Class "B" and VDE 0871 for Class "B" equipment without additional RLVHOWHUL	
Cooling	Forced air. 20 CFM required for full rating Derate 30% for convection cooling.	
,SW6SHFLFDWLRV		
Multi Input (all units)	100/120/220/230/240 VAC selectable +/- 10% except 230 VAC is +15%, -6%	
Frequency Range	47-63 Hz (Typical is 60 Hz. Derate output 10% at 50 Hz)	
Transient Response Time	50 µsec at 50% load change	
Fuse Requirements	Units are *not* fused internally. For safe operation, user must provide input line fuse as per values given in table.	
2WSW6SHFLFDWLRV		
Line Regulation	0.05% for +/- 10% change	
Load Regulation	0.05% for 50% change	
Ripple	3.0 mV maximum peak-to-peak	
DC Output Adjustment Range	+/- 5% minimum	
Overvoltage Protection	OVP is optionally available	
Remote Sensing	Refer to the Input AC Connections chart for the output(s) with remote sensing.	
Overload Protection	125 to 150% foldback current limit	

Input AC Connections

For use at	Connect	Apply AC to:	Primary Fuse
100 VAC	1-3, 2-4	1 & 5	2.5A / 125V
120 VAC	1-3, 2-4	1 & 4	2.5A / 125V
220 VAC	2-3	1 & 5	1.25A / 250V
230 VAC	2-3	1 & 4	1.25A / 250V
240 VAC	2-3	1 & 4	1.25A / 250V

*Note: Unit is shipped for 120V input from factory.

Mechanical Dimensions: inches (mm)

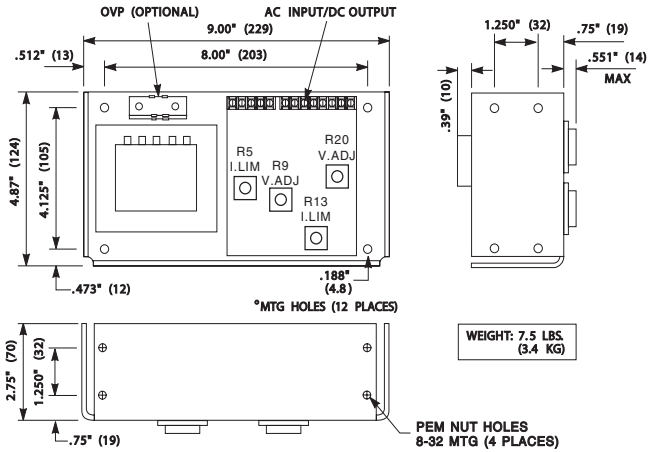

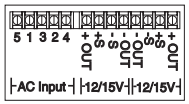

Case I3

Note: The DC outputs can be adjusted with V. ADJ.
I. LIM is factory set on all models and should not be adjusted by users.

Application Note: User needs to provide earth ground to power supply with either solder to Tab or using washer and nut assembly.

The SLS power supply is shipped from the factory with metal shorting straps connected between WH287 DG6WHUPLDOVDGWH287 DG6WHUPLDOV 7LVVWUDSSLJFRJUDWLR allows the output of the SLS to be taken from either pair of terminals. This is the VWDGDUGFRJUDWLR

The **remote sense** feature is enabled by removing the shorting straps and connecting the individual OUT and S terminals to the appropriate points of the load. If an OVP circuit is used it should be connected to the + OUT and (-) OUT terminals. The OVP should **never** be connected to the + S, - S terminals without the use of the shorting straps. In all cases it is critical that the terminal screws be UPOWLJWHHG.

Contact Technical Services at 1-800-377-4384 or tech@sola-hevi-duty.com with any questions.
Visit our website at www.solaheviduty.com

Serie SL - Lineales de Salida Sencilla & Múltiple Manual de la Instrucción

Modelo: SLD-12-3434-12T

Características

- Terminales de conexión fáciles de instalar.
- De salida ajustable de 12V a 15V
- Tight regulation: 0.05% Line; 0.05% Load
- Multi-Tap AC Las Entradas
- 100% Cuatro Hora Burn-in
- Dos años de garantía.
- UL Reconocido
- OVP Option 12V
- Foldback Current Limiting Protección contra Sobrecarga con Automático Recupera

(VSHFLFDFLRHV

ROWDMH/DV&DOLFDFLRHVEWDOHV		
Número de Catálogo	Salida 1	Salida 2
SLD-12-3434-12T	+12V/3.4A[1]	-12V/3.4A[1]
[1] Las salidas se aíslan del uno al otro.		
Rango de Operación de Temperatura	0 to +50°C (Ajuste al 40% a +70°C)	
&RHFLHWHGH7HPSHUDWUDtSLFR	+/- 0.01% / °C	
Estabilidad	Después del calentamiento inicial, ±.5%	
Vibración	De acuerdo con MIL-STD-810C, Método 514	
Golpes	De acuerdo con MIL-STD-810C, Método 516	
EMI/RFI	Las fuentes de alimentación lineales tienen inherentemente bajos niveles de ruido conducido y radiado. Para la mayoría de las aplicaciones en sistemas estas cumplen con los requerimientos de FCC Clase B y VDE 0871 para Clase B.	
Enfriamiento	De aire forzado. 20 CFM requeridos para el grado completo reducen la capacidad normal del 30% para refrescarse de la convección.	
Entrada		
Voltaje de Entrada	100/120/220/230/240 VAC selectable +/- 10% except 230 VAC is +15%, -6%	
Frecuencia de Entrada	47-63 Hz (Típico es 60 Hz. La producción de Derate 10% en 50 Hz)	
Tiempo de Respuesta a Transientes	50 µsec at 50% load change	
Funda los Requisitos	Las unidades no se funden internamente. Para la operación segura, el usuario debe proporcionar fusible de entrada de línea como por valores se rindió tabla.	
Salida		
Regulación de Línea	0.05% para un cambio del 10%	
Regulación de la carga	0.05% para un cambio del 50%	
Rizo	3.0 mV máximo Pico-a-Pico	
Rango de Ajuste de CD de Salida	+/- 5% Mínimo	
Protección de Sobrevoltaje	OVP is optionally available	
Protección contra Sobrecarga	125 to 150% foldback automático de limitación de corriente	
Sensores Remotos	Todas unidades listaron tiene la capacidad de sensores remotos.	

Entrada AC Conexiones

Para el uso en:	Conecte	Aplique AC a:	El fusible primario
100 VAC	1-3, 2-4	1 & 5	2.5A / 125V
120 VAC*	1-3, 2-4	1 & 4	2.5A / 125V
220 VAC	2-3	1 & 5	1.25A / 250V
230 VAC	2-3	1 & 4	1.25A / 250V
240 VAC	2-3	1 & 4	1.25A / 250V

* La nota: La unidad se envía para la entrada 120V de la fábrica.

Dimensiones (pulg/mm)

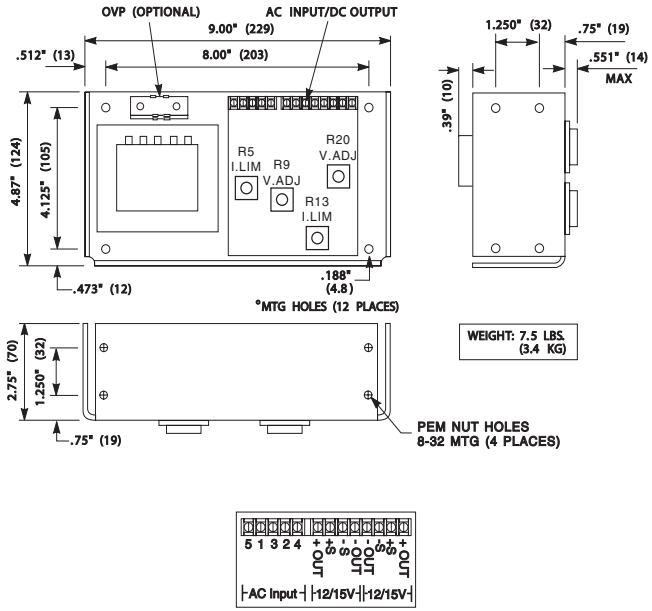

Caja I3

La nota: La salida de la C.C. se puede ajustar con el ajuste del V. ADJ.
,1DDVLGRMDGDHODIDEULFDRVHGHEHDMVWDUSRUORVVDULRV

La Nota de la aplicación: Las necesidades de Usuario a proporcionar la tierra el suelo para accionar el suministro con o soldadura qa la Etiqueta o utilizar arandela y asamblea de nuez.

La planta SLS se envía de fábrica con bandas metálicas de cortocircuito conectadas entre ORVWHUPLDOHV287DOLGDGORVWHUPLDOHV287 6(\WDERUJUDFLy de bandas permite la salida desde la SLS desde cualquier par de terminales, y es la FRJUDFLyHVWiGDUDEDLyGHVHVRUUHPRWRVHDFWLYDODUWLDODUWLDODVEDGDVGH cortocircuito y conectar los terminales individuales de salida (OUT) y S con los puntos pertinentes de la carga. Si se utiliza un circuito OVP, deberá conectarse con los terminales + OUT y (-) OUT. El circuito OVP no debe conectarse nunca con los terminales + S, - S sin las bandas de cortocircuito. En todos los casos es esencial ajustar los tornillos del WHUPLDOHVPHPHWH

P/N A272-011
Rev. 2 (April 21, 2006)

Contacte los Servicios Técnicos en 1-847-268-6000 o tech@sola-hevi-duty.com con cualquiera preguntan.
Visite nuestro sitio web en www.solaheviduty. com

EGS Electrical Group SOLA/HEVI-DUTY

Linear Open Frame DC Power Supplies
Silver Line Instruction Manual
Model: SLD-12-6034-05T

Features

- (DVLQVWDOODWLRQZLWKWHUPLQDOVWULS
- Tight regulation: 0.05% Line; 0.05% Load
- Full Output Ratings to +50°C
- OVP Option 12V
-)ROGEDFN&XUUHQW/LPLWLQJ2YHUORDG3URWHFWLRQZLWK$XWRPDWLF5HFRYHU\
- Multi-Tap AC Inputs
- 100% Four-Hour Burn-in
- 3OHDVHVHHHQFORVHG"**Terms & Conditions and Sales & Policies & Procedures**"
- 8/5HFRJQL]HG
- &6$&HUWLILHG

*HQHUDO6SHFLILFDWLRQV

Voltage/Current Ratings		
Model Number	Output 1	Output 2
SLD-12-6034-05T	+5V/6.0A[1]	+12V/3.4A[1]
[1] Outputs are isolated from one another.		
Operating Temperature Range	0 to +50°C (Derate to 40% at +70°C)	
7HPSHUDWXUH&RHIILFLHQW7\SLFDO	+/- 0.01% / °C	
6WDELOLW\	Within +/- 0.05% (For 24 hours after warm-up)	
Vibration	Per MIL-STD-810C, Method 514	
6KRFN	Per MIL-STD-810C, Method 516	
EMI/RFI	/LQHDUSRZHUVXSSOLHVJHQHUDWHOLWWOHRUQRFRQGXFWHGDQGUDGLDWHGQRLVHHOHPHQWV)RUPRVWV\VWHPDSSOLFDWLRQVWKHVHSRZHUVXSSOLHVZLOOPHHWWKHUHTXLUHPHQWV RI)&&&ODVV%DQGRU&ODVV%HTXLSPHQWZLWKRXWDGGLWLRQDO QRLVHFRQWUROV	
Cooling	)RUFHGDLU&)0UHTXLUHGIRUIXOOUDWLQJ&RQYHFWLRQFRROLQJ	
,QSXW6SHFLILFDWLRQV		
Multi Input (all units)	9$&VHOHFWDEOHHOHFWULFDOO\VHHSDJH	
)UHTXHQF\5DQJH	+]7\SLFDOLV+]UHDWHRXWSXWDW+]	
Transient Response Time	VHFWRUHFRYHUIRUDORDGFKDQJH	
)XVH5HTXLUHPHQWV	Units are *not fused.* A user supplied fuse is required. Use fuse as per values given in table.	
2XWSXW6SHFLILFDWLRQV		
Line Regulation	IRUFKDQJH	
Load Regulation	IRUFKDQJH	
Ripple	P9PD[LPXPSHDNWRSHDN	
DC Output Adjustment Range	+/- 5% minimum	
2YHUYROWDJH3URWHFWLRQ	293LVRSWLRQDOO\DYDLODEOH	
Remote Sensing	Refer to Figure 1 for the output(s) with remote sensing.	
2YHUORDG3URWHFWLRQ	WRIROGEDFNFXUUHQWOLPLW	

Output Adjustment

6WHS 1: &KHFNLQSXWFRQQHFWLRQ

6WHS 2: &RQQHFWLQSXWFRQQHFWLRQDVVKRZQEHORZ

Step 3: Use VR2 to adjust +V. Adj. to +5V.

Step 4: Use VR4 to adjust +V. Adj. to +12V

EMERSON Industrial Automation

Input AC Connections

For use at	Connect	Apply AC to:	Primary Fuse
100 VAC	1-3, 2-4	1 & 5	2.5A / 125V
120 VAC*	1-3, 2-4	1 & 4	2.5A / 125V
220 VAC	2-3	1 & 5	1.25A / 250V
230 VAC	2-3	1 & 4	1.25A / 250V
240 VAC	2-3	1 & 4	1.25A / 250V

1RWH8QLWVVKLSSHGIURPIDFWRU\

Mechanical Dimensions: inches (mm)

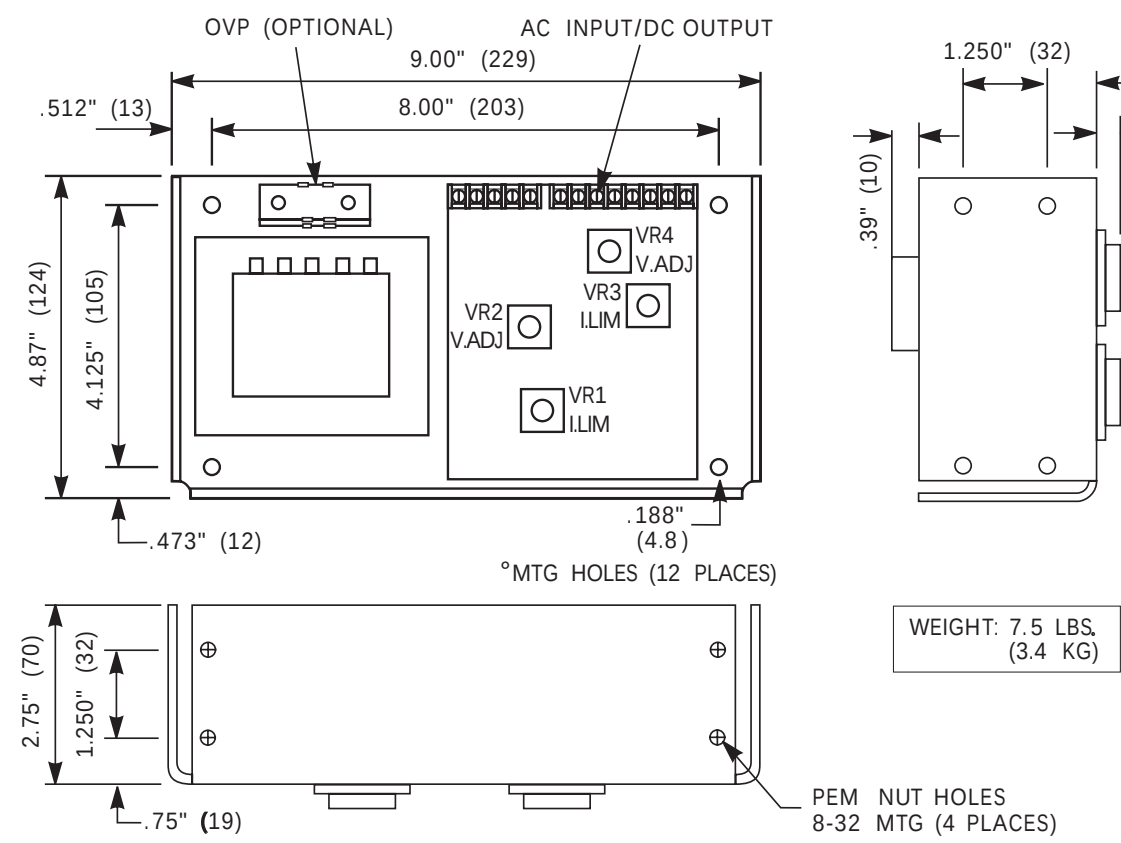

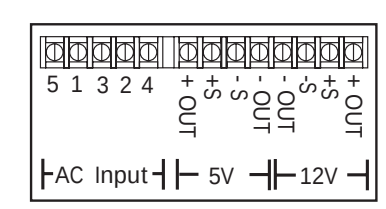

Case I1

Note: **I. LIM is factory set on all models and should not be adjusted by users.**

Application Note: **8QOHVVVSHFLILHGSRZHUVXSSOLHVDUHVROG** **7DEOHXQLWVRQ** **XVHFEO**

7KH6/SRZHUVXSSOLHVVKLSSHGIURPWKHIDFWRU\ZLWKHDWVRUWLQWUDSVFRQQHFWHGEHWZHHQ WKH287DQ6WHUPLQDOVDQWKH287DQ6WHUPLQDOV7KLVVWUDSSLQJFRQGLWLRQ DOORZVWKHRXWSXWRIWKH6/6WREHWDNHQIURPHLWKHUSDLURIWHUPLQDOVZLWKWKH VWDQGDUGFRQGLWLRQ

The **remote sense** ... **never** ...

Contact Technical Services at 1-800-377-4384 or tech@sola-hevi-duty.com with any questions.
Visit our website at www.solaheviduty.com

Serie SL - Lineales de Salida Sencilla & Múltiple Manual de la Instrucción
Modelo: SLD-12-6034-05T

Características

‡ 7HUPLQOHVGHFRQWUROFLOHVGHLQWDODU
• Tight regulation: 0.05% Line; 0.05% Load
‡ /DVFDOLEDFDLRQVGHVDOLGDDC
• OVP Option 15V
‡)ROGEDFN&&UHQ/LPLWDLRRWHFFLRQ&&UD
6REUHFDUDFDRQVRPiWLFR5HFXSHUD

• Multi-Tap AC Las Entradas
• 100% Cuatro Hora Burn-in
‡ 6tUDVHFRQDWDUT**érminos y Condiciones, y Políticas y Procedimientos de Ventas**”
‡ 8/5HFRQFLGR
‡ &6&HUWLEDGR

(VSHFLEDFLRQ

[illegible]		
Número de Catálogo	Salida 1	Salida 2
SLD-12-6034-05T	+5V/6.0 A[1]	+12V/3.4A[1]
[1] Las salidas se aíslan del uno al otro.		
5DQJRGH2SHUDFLRQH7HPSHUDWXUD	0 to +50ºC (Ajuste al 40% a +70ºC)	
&RHILHQWHGH7HPSHUDWXUD7tSLFR	+/- 0.01% / ºC	
Estabilidad	HVSHFLFDFLRQHVDPLHQWRLQFLDO“	
,QEUDFLRQ	HDFKUHUGRFRQ/67&0pWRGR	
Golpes	HDFKUHUGRFRQ/67&0pWRGR	
EMI/RFI	/DVIKXHQWHVGHDOLPHQWDFLRQHDOHVWLHQHQ&RUHQWHPHQWHEDMRVQLMOHVGH UXGRFRQFKLGRUDGLDGR3DUDODPDRUtDGHODVDSOLFDFLRQHVHQLVWHPDVHVWDV FRSOHRQRVUHTXHULPLHQWRVGH)&&&ODVH%&SDUD&ODVH%	
Enfriamiento	HDLUHIRUDGR&)0UHTXHULGRVSDUDHOUDGRFRPSOHWRUHGXHQDFDSDFLGDG QUPDOGHOSDUDUHIUHVFDUVHGHDFRQFFLQ	
Entrada		
Voltaje de Entrada	&VHOHFWDEOHHFHSWRLV	
)UHFXHQLDGH(QWUDGD	47-63 Hz (7tSLFRHVJDSURGXFLQHHUDWHHG	
Tiempo de Respuesta a Transientes	VHFDWORDGFXR	
)XQDORV5HTXVLWRV	/DVXGGDHVRVHHQHQWHUQPHQWH3DUDORRSHUDFLQXXDXHOXXULRGHH SURSRUFLRQUIXLEOEGHHHQWUDGGDHOtQDFRPRSRUDORUHVVHULQLWDEOD	
Salida		
5DQDFLyQ	**SDUDQDPELRO**	
5HJDFLyQDFDO	0.05% SDUDQDPELRGHO	
Rizo	P9iLPR3LFRD3LFR	
Rango de Ajuste de CD de Salida	+/- 5% Mínimo	
3URWHFFLQH6REUHFRWDMH	7RGDVODVVDOLGDVGHRWOLQOHKQ9LQWHUUGGDFRPRQVWiQDUHODMXWHHV 99HVWiGLVSRQEOHORSFLRQOPHQWHHQWURVWLSRV	
Presentir de telemando	29LVRSWLRQOODDOODEOH	
3URWHFFLQRQVUD6REUHFDUD	WRIROGEDFNDXWRPiWLFRGHOLPLWDFLQHFRUULHQWH	
Sensores Remotos	7RGDVQGGDGHVOLVWDUQWLHQODFDSDFLGDGGHVHQRUHVUHPRWRV	

El Ajuste de Salida

pQDVRRHEDODVFRQFRQQG&&
Dé un paso 2: &RQFWHDODHQWUDGGDH&&VHQRVSRQUDEDMR
pQDVR8WLOLFH9SDUDDMXXWDUQGMWR9
pQDVR8WLOLFH9SDUDDMXXWDUQGMWR9

Entrada AC Conexiones

Para el uso en:	Conecte	Aplique AC a:	El fusible primario
100 VAC	1-3, 2-4	1 & 5	2.5A / 125V
120 VAC*	1-3, 2-4	1 & 4	2.5A / 125V
220 VAC	2-3	1 & 5	1.25A / 250V
230 VAC	2-3	1 & 4	1.25A / 250V
240 VAC	2-3	1 & 4	1.25A / 250V

/DQWD/DXGGDGVHHQDSDUDODHQUDGGHGHODIiEULFD

Dimensiones (pulg/mm)

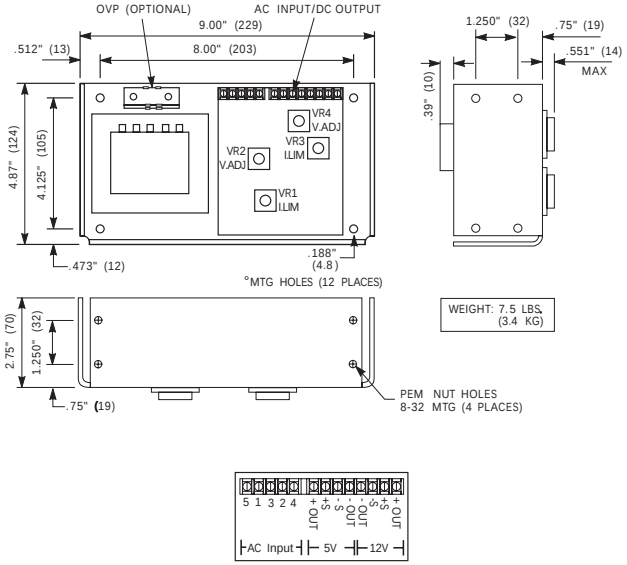

Caja I1

La nota: ,/,0&VVLGRVMDGDHQDIIDEULFDRQVHGHEHDMXWDUSURORVXXULRV

La Nota de la aplicación: **/DVHQWLOLDDDURDSHSRFLRQDDHVHVRSDDDFFLRQHVRLQVW FRQVRODDTDOD(WRRWOLDDDQDDDVDPEOHQ**

/DSODQWD6/VHHQGHIiEULFDFRQDQDVPHWiOLFDVGHFRUWRFLUXWRFRQFWDGDVHQWU ORVWHUPLQOHV287VDOLGD6ORVWHUPLQOHV2876(VWDFRQDFLQ GHEDQDVSHUPLWHDDVDOLGDGHVGHOD6/6GHVGHFXOTXHUSDUGHWHUPLQOHVHVOD FRQDFLQVWiQDU/DIXLQHVHQRUUHPRWRVHDFWLDDOUHWLUDUODVEDQDVGH FRUWRFLUXWRFRQFWDUORVWHUPLQOHVLQLXGXOHVGHVDOLGD2876FRQRVSXQRV SHUWLQHQWHVGHODFDUD6LVHXWLOLDQLUXFXWR29GHEHUiFRQFWDUVHFRQRVWHUPLQOH 287287(OFLUFXWR29QGHEHFRQFWDUVHQDFRQRVWHUPLQOHV66 VLQDVEDQDVGHFRUWRFLUXWR(QRGRVORVFDVRVHVHVHQLDODDMXWDUORVWRUQO WHUPLQOLPHPHQH

Contacte los Servicios Técnicos en 1-847-268-6000 o tech@sola-hevi-duty.com con cualquiera preguntan.
Visite nuestro sitio web en www.solaheviduty. com

Contacte los Servicios Técnicos en 1-847-268-6000 o tech@sola-hevi-duty.com con cualquiera preguntan.
Visite nuestro sitio web en www.solaheviduty. com

Linear Open Frame DC Power Supplies
Silver Line Instruction Manual
Model: SLD-15-3030-15T

Features

- ‡ (DVLQ WOOODWRQ WUSLQO
- Tight regulation: 0.05% Line; 0.05% Load
- Full Output Ratings to +50°C
- OVP Option 15V
- ‡)ROGEDFN&XUHQ/LPLWLQ0UORDG3URWHFWLRQ WKURXJKXWRPDWLF5HFRYHU\
- Multi-Tap AC Inputs
- 100% Four-Hour Burn-in
- ‡ 3OHDVHVHHHQORVHFRQ**ditions & Conditions and Sales & Policies & Procedures**"
- ‡ 8/5HFRQ1HG
- ‡ &6&SHUWLI\HG

3RO6HOHFWLRQ

Voltage/Current Ratings		
Model Number	Output 1	Output 2
SLD-15-3030-15T	+15V/3.0A[1]	-15V/3.0A[1]
[1.] Outputs are isolated from one another.		
Operating Temperature Range	0 to +50°C (Derate to 40% at +70°C)	
7HPSHUDWXUH&RHIILFLHQW7SLFDO	+/- 0.01% / °C	
6WDELOLW\	Within +/- 0.05% (For 24 hours after warm-up)	
Vibration	Per MIL-STD-810C, Method 514	
6RFN	Per MIL-STD-810C, Method 516	
EMI/RFI	/LQHDUSRZHUVXSSOLHVDUHQRWORRZRQFWHGDQGUGLDWHGQLVHOHHMOV)RUPRVWVVWHPDSSOLFDWLRQVWKHVSRZHUVXSSOLHVZOOPHHWWKHUHTXLUHPHQWV RI)&&&ODVV%DQGRU&ODVV%HTXLSPHQWZRXWDGGLWLRQO QLVHQWHULQ		
Cooling	)RUFHGDLU&)0UHTXLUHGIRUIXOOUDWLQ8UDWWHIRUFRQFWLRQRROLQ		
,QSXW6SHFLFDWLRQ		
Multi Input (all units)	8VHOHFWDEOHHFHSWLV		
)UHTXHQ5DQ	+]7SLFDOV+]HUDWRWSXWDW+]		
Transient Response Time	VHFDWORDGFXQ		
)XH5HTXLUHPHQWV	Units are *not* [illegible] fuse as per values given in table.		
2XWSXW6SHFLFDWLRQ		
Line Regulation	IRUFXQ		
Load Regulation	IRUFXQ		
Ripple	P7PD[LPXPSHDNWRSHDN		
DC Output Adjustment Range	+/- 5% minimum		
2XUFRWDH3URWHFWLRQ	29LVRSWLRQOODV7OLDEOH		
Remote Sensing	Refer to Figure 1 for the output(s) with remote sensing.		
2XUORDG3URWHFWLRQ	WRIROGEDFNFXUHQVOLPLW		

Input AC Connections

For use at	Connect	Apply AC to:	Primary Fuse
100 VAC	1-3, 2-4	1 & 5	2.5A / 125V
120 VAC*	1-3, 2-4	1 & 4	2.5A / 125V
220 VAC	2-3	1 & 5	1.25A / 250V
230 VAC	2-3	1 & 4	1.25A / 250V
240 VAC	2-3	1 & 4	1.25A / 250V

1RW [illegible]

Mechanical Dimensions: inches (mm)

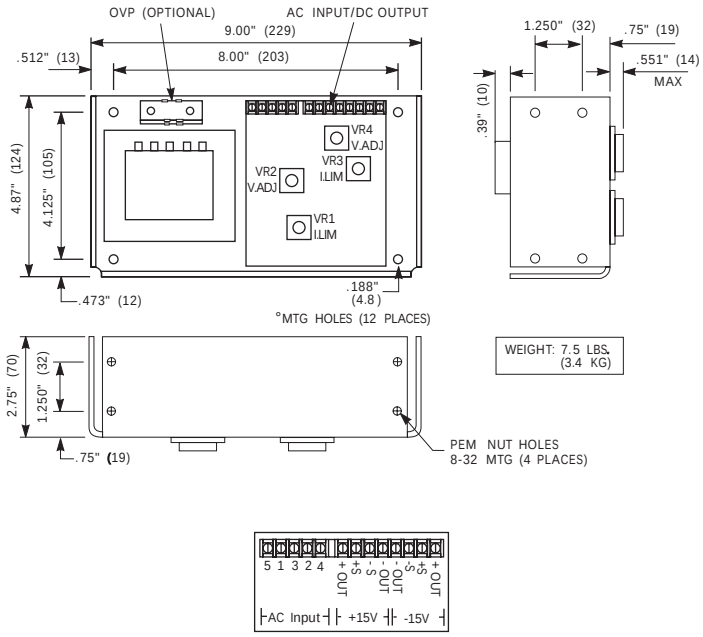

Case I3

1RW [illegible]
I. LIM is factory set on all models and should not be adjusted by users.

Application Note: [illegible]

7H6/SRZHUVXSSOLVVLSSHGIURPWKHIDFWRUZWRHWDOVRUWLQWUDSVFRQFWHGEHWZHQ WKH287DQ6WHUPLQOVDQWKH287DQ6WHUPLQOV7KVVWUDSSLQ DQWLQ DOORZWKHRWSXWRIWKH6/6WREHWDNHQURPHLWKUSDLURIWHUPLQOVWKH VWDQDUGFRQ DWLQ

The **remote sense** [illegible] **never** [illegible]

Serie SL - Lineales de Salida Sencilla & Múltiple Manual de la Instrucción
Modelo: SLD-15-3030-15T

EGS Electrical Group SOLA/ HEVI-DUTY

EMERSON. Industrial Automation

Características

- ‡7HUPLQDOHVGHFRQH[LRQFLOHVGHLQVWDODU
- Tight regulation: 0.05% Line; 0.05% Load
- ‡/DVFDOLFDFLRQHVGHVDOLGDDC
- OVP Option 15V
- ‡)ROGEDFN&XUUHQW/LPLWLQJ3URWHFFLRQWUD 6REUHFDUJDFRQWRPiWLFR5HFXSHUD
- Multi-Tap AC Las Entradas
- 100% Cuatro Hora Burn-in
- ‡ 6tUDVHFRQVXOWDU **Términos y Condiciones, y Políticas y Procedimientos de Ventas**”
- ‡ 8/5HFRQRFLGR
- ‡ &6&HUWLFDGR

(VSHFLFDFLRQ

9ROWDMHV&DOLFDFLRQHVGHVDOLGD		
Número de Catálogo	Salida 1	Salida 2
SLD-15-3030-15T	+15V/3.0 A[1]	-15V/3.0A[1]
[1] Las salidas se aíslan del uno al otro.		
5DQJRGH2SHUDFLRQGH7HPSHUDWXUD	0 to +50ºC (Ajuste al 40% a +70ºC)	
&RHFLHQWHGH7HPSHUDWXUD7tSLFR	+/- 0.01% / ºC	
Estabilidad	HVSXpVGHOFDOHQWDPLHQWRLQLFLDO“	
9LEUDFLRQ	HDFXHUGRFRQ0/67&0pWRGR	
Golpes	HDFXHUGRFRQ0/67&0pWRGR	
EMI/RFI	/DVIXHQWHVGHDOLPHQWDFLyQOLQHDOHVWLHQHQLQKHUHQWHPHQWHEDMDVHPLVLRQHVGH UXLGRFRQGXFLGRUDGLDGR3DUDODPD\RUtDGHODVDSOLFDFLRQHVHVWRVVLVWHPDVHVWDV FXPSOHQFRQORVUHTXHULPLHQWRVGH)&&&ODVH%\(1SDUD&ODVH%	
Enfriamiento	HDLUHIRU]DGR&)0UHTXHULGRVSDUDHOUDQJRFRPSOHWRUHGXFHQFDSDFLGDG QRUPDOGHOSDUDUHIUHVFDUVHGHODFRQYHFFLRQ	
Entrada		
Voltaje de Entrada	8VHOHFWDEOHH[FHSWR8LV	
)UHFXHQFLDGH(QWUDGD	47-63 Hz (7tSLFRHV]DSURGXFFLyQHUDWHHQ]	
Tiempo de Respuesta a Transientes	VHFDWRDODGFDUJD	
)XQDORV5HTXLVLWRV	/DVXQGDGHVQRVHIXQFLRQHQWHUPHQWH3DUDODRSHUDFLyQDUDHOWXDOXULRGHEH SURSRUFLRQDUXQIXVLEOHGHHQWUDGDGHOtQHDFRQSURSRUFLRQHVHULQLQWDEOHOD	
Salida		
5HJXODFLyQGHOtQHD	**SDUDDPEOLRGH**	
5HJXODFLyQGHFDUJD	0.05% SDUDFDPELRGHO	
Rizo	PYSLFRPR3LFRD3LFR	
Rango de Ajuste de CD de Salida	+/- 5% Mínimo	
3URWHFFLyQGH6REUHYROWDMH	7RGDVODVVDOLGDVGHYROWDMHPD\RUGH9LQWHJUDGDFRQSURWHFFLRQDUHODMXVWHHV 99HVWiGLVSRQLEOHRSFLRQDOPHQWHHQRWURVWLSRV	
Presentir de telemando	29LVRSWLRQDOOD\YLDEOH	
3URWHFFLRQFRQWUD6REUHFDUJD	WRIROGEDFNDXWRPiWLFRGHOLPLWDFLyQGHFRUULHQWH	
Sensores Remotos	7RGDVXQGDGHVOLVWDURQWLHQHODFDSDFLGDGGHVHQVRUHVUHPRWRV	

Entrada AC Conexiones

Para el uso en:	Conecte	Aplique AC a:	El fusible primario
100 VAC	1-3, 2-4	1 & 5	2.5A / 125V
120 VAC*	1-3, 2-4	1 & 4	2.5A / 125V
220 VAC	2-3	1 & 5	1.25A / 250V
230 VAC	2-3	1 & 4	1.25A / 250V
240 VAC	2-3	1 & 4	1.25A / 250V

/DQRWDLQGLFDSDUDODQRUPDGHIiEULFD

Dimensiones (pulg/mm)

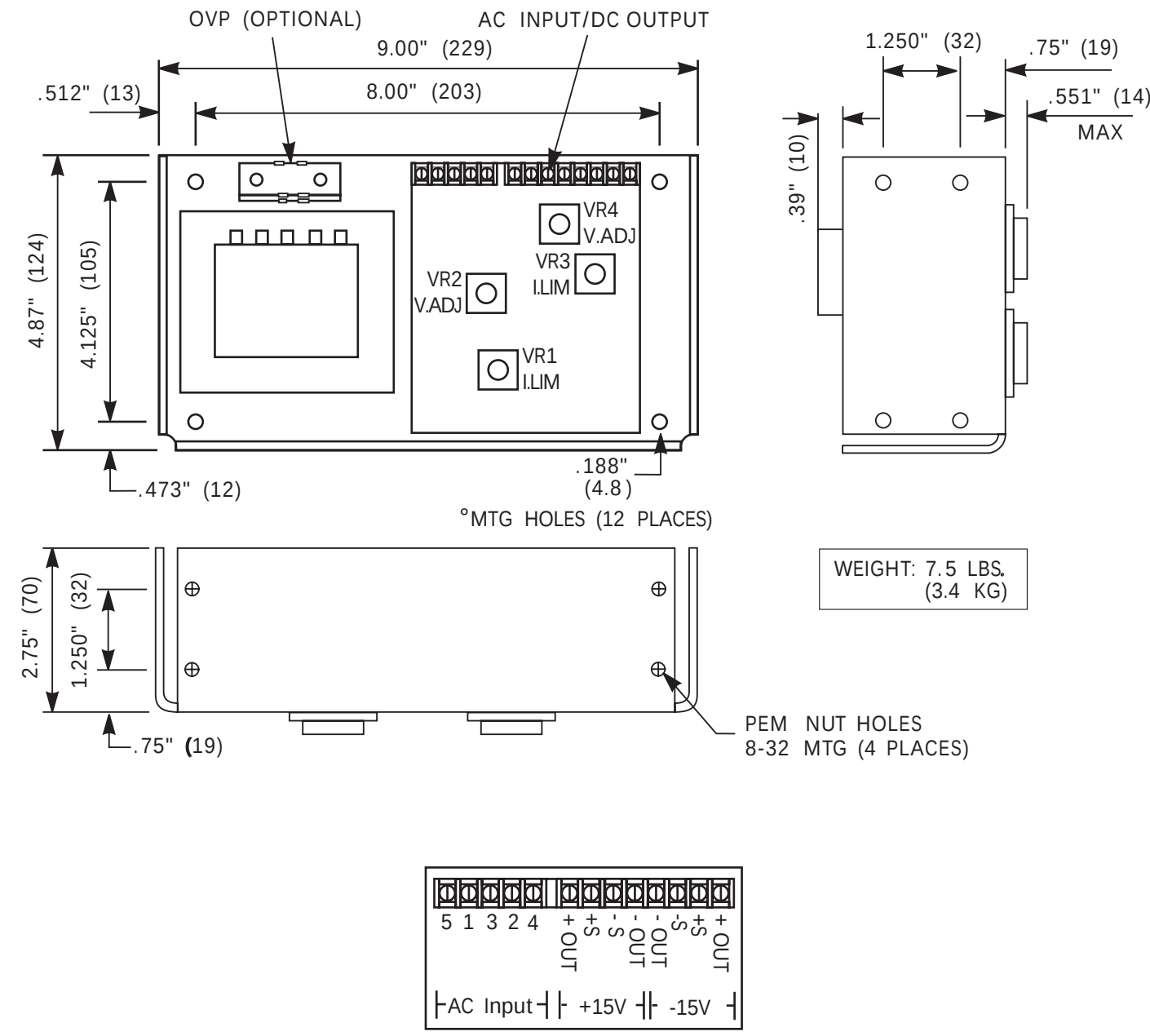

Caja I3

/DQRWD /DVDOLGDGHOD&&VHSXHGHDMXVWDUFRQHODMXVWHGHO9 ,/0LQVWDODGRSDUDGHQDIiEULFDQRVHGHEHDMXVWDUSRUORVXVXDULRV

La Nota de la aplicación: **/DVHULHDUDXVRVHSXHGHDSOLFDUVHHQODVHULHDFRQWUDDSOLFDFLRQHVFRQVROD HQVXHOGDODVDOLGDGHDFRQVREPDO**

/DSODQWD6/HVHQODGHIiEULFDFRQDPHWiOLFDVGHFRUWRFLUFXLWRFRQHFWDGDVHQWUH ORVWHUPLQDOHV287DOLGD6ORVWHUPLQDOHV2876(VWDFRQIDFLyQ GHEDQDVSHUPLWHODVDOLGDGHVGHOD6/6GHVGHFDOXLHUSDUWHGHWHUPLQDOHVHODS FRQIDFLyQHVWiQDU/DFRQH[LyQHVHQWUHPRWRVHDFWLYDUODVHDOHWLUDUODVEDQDVGH FRUWRFLUFXLWRFRQHFWDUORVWHUPLQDOHVHQVLQLGDOHVGHVDOLGD2876RQRVSXQWRV SHUWLQHQWHVGHODFDUJD6LVHXWLOL]DFLUFXLWR29GHEHUiFRQHFWDUVHFRQRVWHUPLQDOHV 287287(OFLUFXLWR29QRGHEHFRQHFWDUVHDFRQRVWHUPLQDOHV66 VLQDEDQDVGHFRUWRFLUFXLWR(QWRGRVORVFDVRVHVHQODDMXVWDUORVWRUQLOORV WHUPLQDOLUPHPHQWH

P/N A272-032

Rev. 3 (August 17, 2007)

Contacte los Servicios Técnicos en 1-847-268-6000 o tech@sola-hevi-duty.com con cualquiera preguntan.
Visite nuestro sitio web en www.solaheviduty. com

Silver Line Overvoltage: Protection Option (OVP) Model:SLO-12-000-1 Instruction Manual

Features

- For use with 5 to 28V outputs
- Full Ratings to +50°C
- Please see enclosed "**Terms & Conditions and Sales & Policies & Procedures**"

This unit is to be used on any Sola Silver Line Linear Power Supply where there is no factory provided Overvoltage Protection (OVP). [illegible] OVP). These OVP[illegible] allow the current to exceed the maximum current rating of this OVP. Please note that only the Silver Line of Sola Power Supplies have mounting holes designed for these OVPs.

Maximum Current Rating		
Model	**Intermittent Rating**	**Continuous Rating**
62	9SV	9SV

Output Voltage	Recommended Trigger Voltages
5	
8$	
8$	33

The above table indicates Sola's recommended trigger voltage set point for different output voltages. [illegible]

The OVP module comes complete with mounting hardware and hookup leads. To connect the OVP to your Silver Line Series Power Supply, see your Power Supply User's Manual for the recommended [illegible] module completely clockwise. Without your load(s) connected, apply power, then adjust the output [illegible] OVP module counter clockwise until the output of the supply drops suddenly. Remove the input power [illegible] supply and adjust the output voltage to the nominal voltage rating. The OVP trip level is now set. You may wish to set the OVP potentiometer in place with an electrical grade varnish such as glyptol.

- Your load is now protected against an overvoltage condition that could destroy the load.
- Should you experience a situation where the OVP triggers, remove input power! Check for any failures.
- If the input fuse to the supply is blown, it is a good indication that there is a failure to the power supply itself.

[illegible] power supply and OVP will be ready for another OVP situation. This is called a nuisance trip. It is not uncommon and does not indicate a failure of the OVP module. Instead, it has done its job and protected your circuit. Nuisance tripping is generally caused by voltage spikes created by the load. If it continually occurs, check your load for noise generating conditions and correct them.

Under all conditions, removal of input power is necessary to reset the OVP.

Mechanical Dimensions: inches (mm)

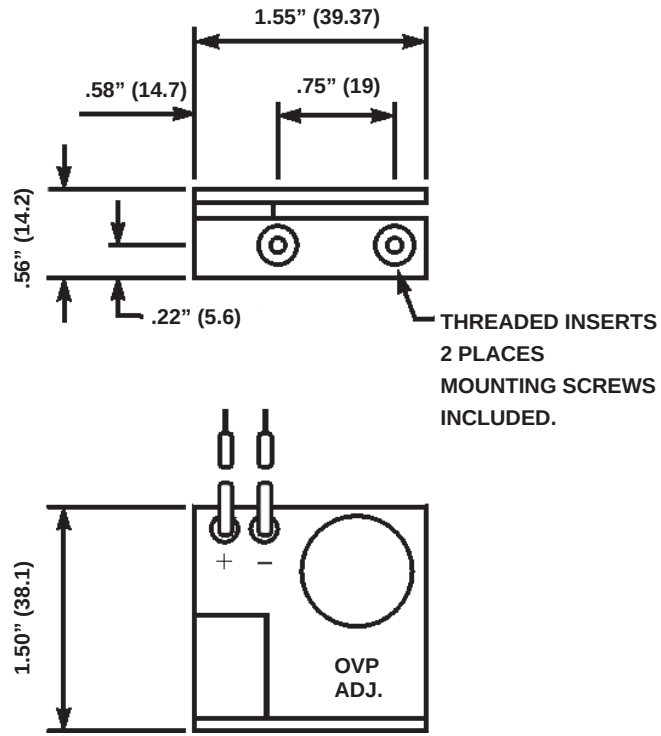

Case J1

Contact Technical Services at 1-800-377-4384 or tech@sola-hevi-duty.com with any questions.
Visit our website at www.solaheviduty.com

EGS Electrical Group SOLA/ HEVI-DUTY

Opción de Protección contra Sobretensiones (OVP) para la Línea Silver Modelo: SLO-12-000-1 Manual de Instrucciones

Características

- Para uso con salidas de 5 a 28V
- Cargas plenas hasta +50°C
- Sírvase consultar "**Términos y Condiciones, y Políticas y Procedimientos de Ventas**"

(VWHSURGXFWRHVWiGLVHxDGRSDUD
TXHVHDFRQHFWDGRDOD29SDUDSURWHJHUOD
HQWUDGDVDOLGDVGHVHUGDxDGDV29 QSDUDOD
29SURSRUFLRQDSURWHFFLyQFRQWUD
sobrecargas y cortocircuitos, que impedirá que la corriente exceda la máxima capacidad de corriente
GHOD29 3RUIDYRUREVHUYHTXHHOYROWDMHGHOLPLWHDFLyQ
(OpFWULFRDOWHUQDFLyQHQWUHHOHVSDFLRGHOD29

Grado Actual Máximo		
Modelo	**Grado Intermitente**	**Continuo Grado**
62	$SV	$SV

Voltaje De la Salida	Voltajes De Disparador Recomendados
5	
8$	
8$	33

La tabla que se muestra arriba indica los voltajes de disparo recomendados por Sola para los diferentes
YROWDMHVGHVDOLGDVGHQWUDGDpVWHUPLQDFRPRyQR29 LQVWDOD
VLWXDUHQWUHHDWHUPLQDOHVSRVLWLYRVGHODVSURSRUFLRQDQGRSURWHFFLyQFRQWUD
sobretensiones (OVP) para ambas salidas individuales.

El módulo OVP se suministra completo con los herrajes de montaje y los conductores de conexión. Para
FRQHFWDUOD29)LMHDVHJXUDGRHOPyGXORHQWUHODVWHUPLQDOHV
8VDQGRHOPyGXORGHVDOLGDGHODIXHQWHGHDOLPHQWDFLyQFRQHFWDU
HOFDEOHURMRDOWHUPLQDOSRVLWLYRGHODVDOLGDGHODIXHQWH
SRVLWLYDHOFDEOHQHJURDOWHUPLQDOQHJDWLYRGHODVDOLGD
FRQHFWDUODOD29 VDQGRXQGHVWRUQLOODGRUJLUHHOSRWHQFLyPHWUR
completamente en el sentido de las agujas del reloj (hacia la derecha). Sin ninguna carga conectada, conecte la alimentación eléctrica, luego ajuste el voltaje de salida de la fuente de alimentación eléctrica.
$MXVWHHOQLYHOGHFRUWHGHOD29DOSRWHQFLyPHWUR
sentido contrario a las agujas del reloj hasta que la salida de la fuente de alimentación eléctrica caiga repentinamente. Corte la alimentación de entrada para la fuente de alimentación y gire ligeramente
HODMXVWHGHOSRWHQFLyPHWURHQHOVHQWLGRGHODVDJXMDV

Reenergice la fuente de alimentación y ajuste el voltaje de salida a la capacidad nominal de voltaje. El
QLYHOGHGLVSDURGHOD29HVWiDKRUDDMXVWDGRSURWHMDHOSRWHQFLyPHWUR
OVP con un esmalte de grado eléctrico, como glyptol.

- Su carga ahora está protegida contra una condición de sobretensión que podría destruir la carga.
- Si experimenta una situación donde la OVP se dispara, ¡corte la alimentación eléctrica de entrada! Revise para ver si hay averías.
- Si el fusible de entrada para la fuente de alimentación está quemado, es una buena indicación que la fuente de alimentación eléctrica en sí está averiada.

Si no descubre ningún fallo o avería, reenergice la fuente de alimentación eléctrica. Si el voltaje de suministro regresa al valor nominal, la fuente de alimentación eléctrica y la OVP estarán listas para otra
VLWXDFLyQ(VWRHVFRQRFHPRVDUHDOLGDGQRVHSRGUiUHSDUDU
indica un fallo o avería del módulo OVP. Más bien, ha funcionado como debe ser y ha protegido su
FLUFXLWRDVHVDLVXDFLyQVLQRSUREDEOHPHQWHVHSURGXMRXQDVREUHWHQVLyQHQVXFDUJD
carga. Si suceden continuamente, vea si hay condiciones de generación de ruido presentes en su carga y corríjalas.

Bajo toda condición, es necesario cortar la alimentación eléctrica de entrada para reponer la OVP.

Dimensiones Mecánicas: pulgadas (milímetro)

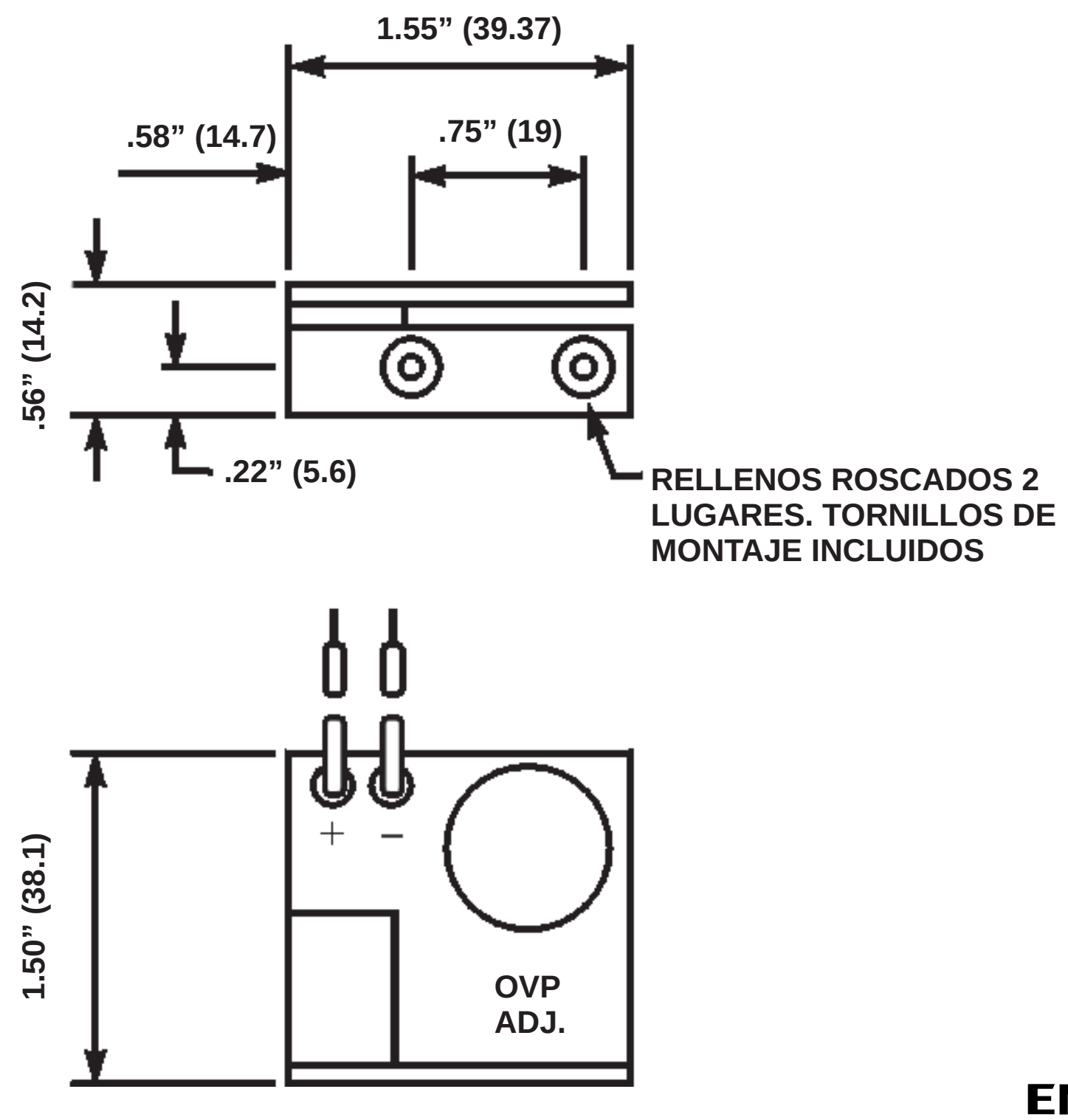

Caja J1

EMERSON Industrial Automation

P/N A272-017
Rev. 4 (August 17, 2007)

Contacte los Servicios Técnicos en 1-847-268-6000 o tech@sola-hevi-duty.com con cualquiera preguntan.
Visite nuestro sitio web en www.solaheviduty. com

Silver Line Overvoltage: Protection Option (OVP) Model:SLO-12-000-TB Instruction Manual

Features

- For use with 5 to 28V outputs
- Full Ratings to +50°C
- Please see enclosed "**Terms & Conditions and Sales & Policies & Procedures**"

This unit is to be used on any Sola Silver Line Linear Power Supply where there is no factory provided Overvoltage Protection (OVP) [illegible] OVP). These OVP [illegible] allow the current to exceed the maximum current rating of this OVP. Please note that only the Silver Line of Sola Power Supplies have mounting holes designed for these OVPs.

Maximum Current Rating		
Model	Intermittent Rating	Continuous Rating
[illegible]	[illegible]	[illegible]

Output Voltage	Recommended Trigger Voltages
5	[illegible]
[illegible]	[illegible]
[illegible]	[illegible]
[illegible]	[illegible]
[illegible]	[illegible]
[illegible]	33

The above table indicates Sola's recommended trigger voltage set point for different output voltages. [illegible]

The OVP module comes complete with mounting hardware and hookup leads. To connect the OVP to your Silver Line Series Power Supply, see your Power Supply User's Manual for the recommended [illegible] module completely counter clockwise. Without your load(s) connected, apply power, then adjust the [illegible] on the OVP module clockwise until the output of the supply drops suddenly. Remove the input power to [illegible] the supply and adjust the output voltage to the nominal voltage rating. The OVP trip level is now set. You may wish to set the OVP potentiometer in place with an electrical grade varnish such as glyptol.

- Your load is now protected against an overvoltage condition that could destroy the load.
- Should you experience a situation where the OVP triggers, remove input power! Check for any failures.
- If the input fuse to the supply is blown, it is a good indication that there is a failure to the power supply itself.

[illegible] power supply and OVP will be ready for another OVP situation. This is called a nuisance trip. It is not uncommon and does not indicate a failure of the OVP module. Instead, it has done its job and protected your circuit. Nuisance tripping is generally caused by voltage spikes created by the load. If it continually occurs, check your load for noise generating conditions and correct them.

Under all conditions, removal of input power is necessary to reset the OVP.

Mechanical Dimensions: inches (mm)

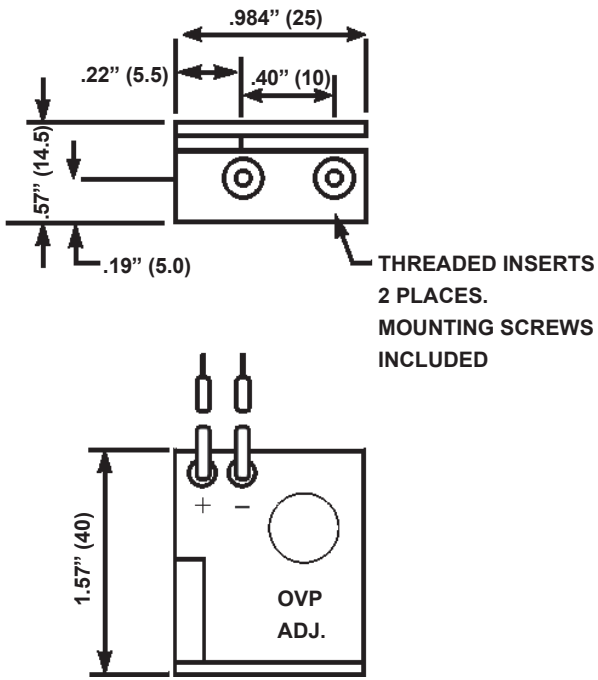

Case J2

Contact Technical Services at 1-800-377-4384 or tech@sola-hevi-duty.com with any questions.
Visit our website at www.solaheviduty.com

EGS Electrical Group SOLA/ HEVI-DUTY

Opción de Protección contra Sobretensiones (OVP) para la Línea Silver Modelo: SLO-12-000-TB Manual de Instrucciones

Características

- Para uso con salidas de 5 a 28V
- Plenas cargas hasta +50ºC
- Sírvase consultar “**Términos y Condiciones, y Políticas y Procedimientos de Ventas**”

(VSURRTJjFy(pt16R□
TB3EyR6RURV23RSRUVPVU
iERVVVVVPVB23 RSRU(VV□
23SUTEypESEyRSRSEU
sobrecargas y cortocircuitos, que impedirá que la corriente exceda la máxima capacidad de corriente
GW23RUIYRUREVEYHyOROVLBG3DOYHUjWHSLPWDLy□
(OpFWULFDOWDLRULFLRVBRWDVkVSDWD29 □

Grado Actual Máximo		
Modelo	**Grado Intermitente**	**Continuo Grado**
27□	PSV	PSV

Voltaje De la Salida	Voltajes De Disparador Recomendados
5	□
□	□
□	□
□	□
8/□	□
8/□	33

La tabla que se muestra arriba indica los voltajes de disparo recomendados por Sola para los diferentes
YROWDMHVDLDBSDUDpVWHUPLDFRPPyOR29 LGYLG□
VLWBWUHDWDUPLDHSRVLWLYDWLYRSURSRUFLRDiDFLySURWHFLyFRWUD
sobretensiones (OVP) para ambas salidas individuales.

El módulo OVP se suministra completo con los herrajes de montaje y los conductores de conexión.
3DDFHWDOD29)WGLPWDLy(OpFWULFDBLBOYHUFRVOWD□
0DB8VDLR8)WGLPWDLy(OpFWULFDSDYHFiOHDDVWDOLy□
UHFRPS&FWHFRGWRUHREWUPLDWLYBHFRGWRUEOD□
HWUPLDSRVLWLYDHUBRPSUREDTHRVFRGWRUHSRVLWLYRWLYR□
9DWWiFRFWBVDRVFRGWRUHSPyOR29 LUHSRWFLyPWUR5□
HPyOR29FRPSOWDWWLGFRWUDLRDVDVSUHRMDLDTLHG□
ninguna carga conectada, conecte la alimentación eléctrica, luego ajuste el voltaje de salida de la
IWGLPWDLyQpFWULFDVWDLYBOFDVWDB29BVSDHVWH
OWDW5HPyOR29HVWLGDDVSUHRMDWDDOLGDH
de alimentación eléctrica caiga repentinamente. Corte la alimentación de entrada para la fuente de
DLPWDLyiUHUHWDLDTLHUBWLGFRWUDLRDVDVSUHRMD□
SRWFLyPWUR5HPyOR29□

Reenergice la fuente de alimentación y ajuste el voltaje de salida a la capacidad nominal de voltaje. El
LYHOVSDUR29RUWiWWDFLB4LMDSRVLFLyDSRWFLyPWUR□
OVP con un esmalte de grado eléctrico, como glyptol.

- Su carga ahora está protegida contra una condición de sobretensión que podría destruir la carga.
- Si experimenta una situación donde la OVP se dispara, ¡corte la alimentación eléctrica de entrada! Revise para ver si hay averías.
- Si el fusible de entrada para la fuente de alimentación está quemado, es una buena indicación que la fuente de alimentación eléctrica en sí está averiada.

Si no descubre ningún fallo o avería, reenergice la fuente de alimentación eléctrica. Si el voltaje de suministro regresa al valor nominal, la fuente de alimentación eléctrica y la OVP estarán listas para otra
VLWDLy29(VWRVFRFRPRGVSDLMVWLFB(VWHLSRGVSDRVHUDRR□
indica un fallo o avería del módulo OVP. Más bien, ha funcionado como debe ser y ha protegido su
FLUFLWRRVGVSDRVLMVWLFBVHDPWHFRGVSRUOVSLFRVWLyFUBVSRUOD
carga. Si suceden continuamente, vea si hay condiciones de generación de ruido presentes en su carga y corríjalas.

0RWRDRGFLyHFHDLRFRUWDODLPWDLyDpFWULFDWUSDDSRUHOD29 □

Dimensiones Mecánicas: pulgadas (milímetro)

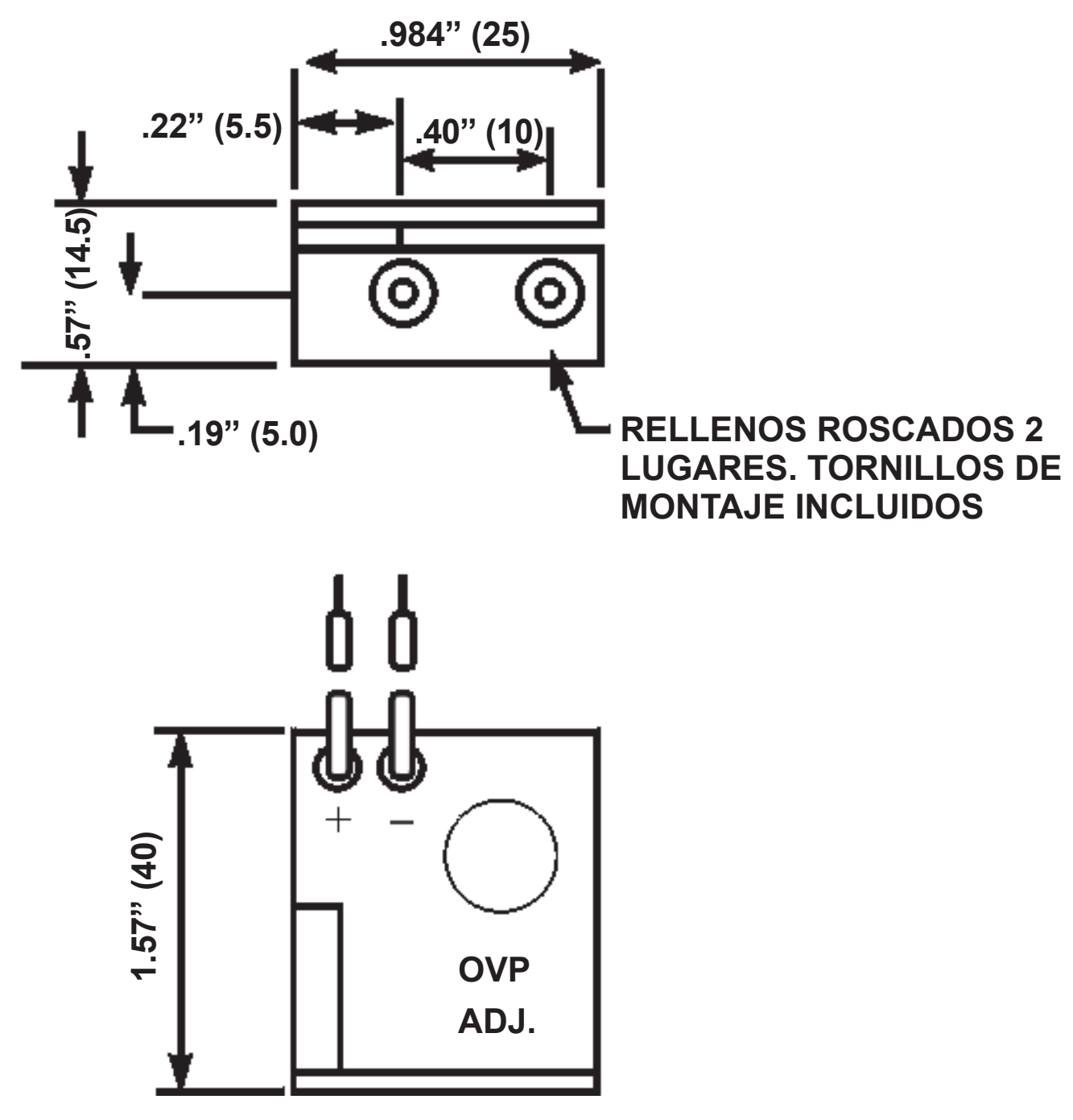

Caja J2

EMERSON Industrial Automation

P/N A272-018
Rev. 5 (November 1, 2007)

Contacte los Servicios Técnicos en 1-847-268-6000 o tech@sola-hevi-duty.com con cualquiera preguntan.
Visite nuestro sitio web en www.solaheviduty. com

Linear Open Frame DC Power Supplies
Silver Line Instruction Manual
Models: SLS-05-030-1T, SLS-12-017T, SLS-24-012T

SOLA/HEVI-DUTY

EGS Electrical Group

EMERSON Industrial Automation

Features

- (DVLQWDOODWLRQZLWKWULSWHUPLQDO
- Adjustable output
- Tight regulation: 0.05% Line; 0.05% Load
- Full Output Ratings to +50°C
- Built in OVP on 5 Volt Outputs
- OVP Option for 12V, 15V and 24V
-)ROGEDFN&XUUHQW/LPLWLQJ2YHUORDG3URWHFWLRQZLWK $XWRPDWLF5HFRYHU\
- Multi-Tap AC Inputs
- 100% Four-Hour Burn-in
- 3OHDVHVHHHQFORVHG"**Terms & Conditions and Sales & Policies & Procedures**"
- 8/5HFRJQL]HG
- &6$&HUWLILHG
- &(0DUNHG
- &%&HUWLILHG

6SHFLILFDWLRQV

Voltage/Current Ratings	
Model Number	Output
SLS-05-030-1T	5V/3.0A
SLS-12-017T	+12V/1.7A or +15V/1.5A
SLS-24-012T	+24V/1.2A
Operating Temperature Range	0 to +50°C (Derate to 40% at +70°C)
7HPSHUDWXUH&RHIILFLHQW7\SLFDO	+/- 0.01% / °C
6WDELOLW\	Within +/- 0.05% (24 hours after warm-up)
Vibration	Per MIL-STD-810C, Method 514
6KRFN	Per MIL-STD-810C, Method 516
EMI/RFI	/LQHDUSRZHUVXSSOLHVGHOLYHUYHU\ORZOHYHOVRIFRQGXFWHGDQGUDGLDWHGQRLVHOHYHOV)RUPRVWV\VWHPDSSOLFDWLRQVWKHVHSRZHUVXSSOLHVZLOOPHHWWKHUHTXLUHPHQWV RI)&&&ODVV%DQGRU&ODVV%HTXLSPHQWZLWKRXWDGGLWLRQDO QRLVHQWHULQJ
Cooling	)RUFHGDLU&)0UHTXLUHGIRUIXOOUDWLQJ'HUDWHIRUFRQYHFWLRQFRROLQJ
,QSXW6SHFLILFDWLRQV	
Multi Input (all units)	9$&VHOHFWDEOHH[FHSW9$&LV
)UHTXHQF\5DQJH	+]7\SLFDOLV+]HUDWHRXWSXWDW+]
Transient Response Time	VHFDWORDGFKDQJHVIRURXWSXWVUDWHGXSWR$ VHFDWORDGFKDQJHVIRURXWSXWVUDWHGDQGRYHU
)XVH5HTXLUHPHQWV	Units are *not* IXVHGLQWHUQDOO\8VHU.../XVH fuse as per values given in table.
2XWSXW6SHFLILFDWLRQV	
Line Regulation	IRUFKDQJH
Load Regulation	IRUFKDQJH
Ripple	P9SHDNWRSHDN[PD[LPXP
DC Output Adjustment Range	+/- 5% minimum
2YHUYROWDJH3URWHFWLRQ	$OORXWSXWVLQFOXGHEXLOWLQ29DVVWDQGDUGVHWWLQJ9 29VLRSWLRQDOO\DYDLODEOHRQWKHURXWSXWV
Remote Sensing	$OOXQLWVLQFOXGHUHPRWHVHQVLQJFDSDELOLW\
2YHUORDG3URWHFWLRQ	WRIROGEDFNFXUUHQWOLPLW

Installation

8W	&KHFNLQSXWFRQQHFWLRQ
8W	&RQQHFWLRQVDFFRUGLQJWRWDEOHEHORZ
1RWH	6FDQQHGDWDRUQDQGXWLQJ9

Input AC Connections (See Case A)

For use at	Connect	Apply AC to:	Primary Fuse	Primary Fuse
			SLS-05-030-1T	SLS-12-017T SLS-24-012T
100 VAC	1-3, 2-4	1 & 5	0.5A / 125V	1.0A / 125V
120 VAC*	1-3, 2-4	1 & 4	0.5A / 125V	1.0A / 125V
220 VAC	2-3	1 & 5	0.25A / 250V	0.5A / 250V
230 VAC	2-3	1 & 4	0.25A / 250V	0.5A / 250V
240 VAC	2-3	1 & 4	0.25A / 250V	0.5A / 250V

1RWHLVVKLSSHGIURPPDQXIDFWXUHU

Mechanical Dimensions: Inches (mm)

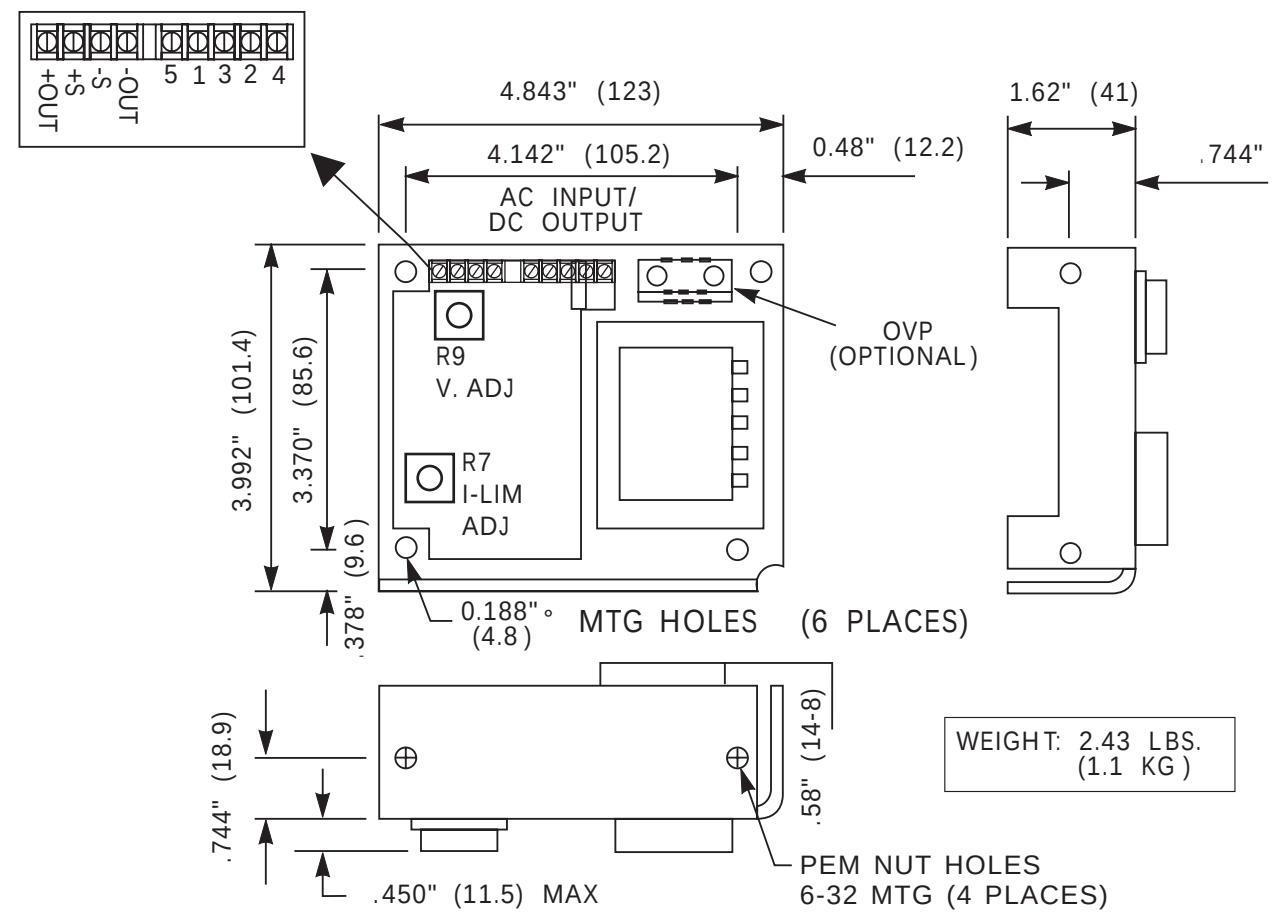

Case A

1RWH 7ROHUDQFHV&RQWDFWDQGPRXQWLQJ
R7 I. LIM is factory set and should not be adjusted by users.

Application Note: **8QLWVSHFLILFDWLRQVSRZHUVXSSO\FRQWURO 7DEOHLQVHQ DVVHPEO**

7KH6/6SRZHUVXSSOLHVVKLSSHGIURPWKHIDFWRU\ZLWKRHWDOVRUWLQJVWUDSVFRQQHFWHGEHWZHHQ WKH287DQG6WHUPLQDOVDQGWKH287DQG6WHUPLQDOV7KLVVWUDSSLQJFRQILJXUDWLRQ DOORZVWKHRXWSXWRIWKH6/6WREHWDNHQIURPHLWKHUSDLURIWHUPLQDOVZLWKWKH VWDQGDUGFRQILJXUDWLRQ

The **remote sense** **IHDWXUHHQDEOHVEHWWHUORDGUHJXODWLRQDWDUHPRWH LQYROO28WDWLRQVWRSSHUDWHIRUDORDG29FLUFXLWVXEVW VKRXOGFRQQHFWHGDW28WHUPLQDOV729VKRXOG** **never** **EHFRQQHFWHG WRWHUPLQDOVZKHQIRUWHUPLQDOV,QDOOFDVHVLWLVFULWLFDOWKDW WHUPLQDOVFDQEH FRQQHFWHG.**

Contact Technical Services at 1-800-377-4384 or tech@sola-hevi-duty.com with any questions.
Visit our website at www.solaheviduty.com

Contact Technical Services at 1-800-377-4384 or tech@sola-hevi-duty.com with any questions.
Visit our website at www.solaheviduty.com

EGS Electrical Group SOLA/ HEVI-DUTY

Serie SL - Lineales de Salida Sencilla & Múltiple Manual de la Instrucción Modelos: SLS-05-030-1T, SLS-12-017T, SLS-24-012T

Características

- ‡7HUPLQDOHVGHFRQH[LRQFLOHVGHLQVWDODU
- De salida ajustable
- Tight regulation: 0.05% Line; 0.05% Load
- ‡/DVFDOLGDFDOLGDVGHVDOLGDDC
- ‡29LQWHUQDGHQRGHORVGHRSFLRQDOHQRV PRGHORVGH9
- ‡)ROGEDFN&XUHQW/LPLW3URWHFFLRQWUD 6REUHFDUJDFRQDXWRPiWLFR5HFXSHUD
- Multi-Tap AC Las Entradas
- 100% Cuatro Hora Burn-in
- ‡6tUDVHFRQVXOWDU "**Términos y Condiciones, y Políticas y Procedimientos de Ventas**" adjunto.
- ‡5HFRQRFLGRSRU8/
- ‡&HUWLILFDGR&6$
- Aprovado en CE
- ‡&HUWLILFDGR&%

(VSHFLILFDFLRQ

)RUDMHV&DOLILFDFLRQHV(VWDOH	
1PHURGHPRGHOR	Salida
SLS-05-030-1T	5V/3.0A
SLS-12-017T	+12V/1.7A or +15V/1.5A
SLS-24-012T	+24V/1.2A
5DQJRGH2SHUDFLyQGH Temperatura	0 to +50ºC (Ajuste al 40% a +70ºC)
&RHILFLHQWHGH7HPSHUDWXUD7tSLFR	+/- 0.01% / ºC
Estabilidad	HQWURGHKRUDVGHVSXpVGHOFDOHQWDPLHQWR
9LEUDFLyQ	HDFXHUGRFRQ/67&0pWRGR
Golpes	HDFXHUGRFRQ/67&0pWRGR
EMI/RFI	/DVIXHQWHVGHDOLPHQWDFLyQOLQHDOHVWLHQHQLQKHUHQWHPHQWHEDMRVQLYHOHVGHUXLGR FRQGXFLGRUDGLDGR3DUDODPDRUtDGHODVDSOLFDFLRQHVQLVWHPDVHVWDVFXPSOHQ FRQORVUHTXHULPLHQWRVGH)&&&ODVH%\(1SDUD&ODVH%
Enfriamiento	HDLUHIRUDGR&)0UHTXHULGRVSDUDHOUDGRFRPSOHWRUHGHFKHQDSDFLGDG RUPDOGHOSDUDUHIUHVFDUVHGHODFRQYHFFLyQ
Entrada	
Voltaje de Entrada	9VHOHFWDEOHHFHSWRLV
)UHFXHQFLDGH(QWUDGD	47-63 Hz (7tSLFRHV]DSURGXFFLyQHQHUDWHHQ]
Tiempo de Respuesta a Transientes	50 VHF HQDFDUJDFDPELDSDUDSURGXFFLRQHVDORUDGGHDVWD$ VHFHQDFDUJDFDPELDSDUDSURGXFFLRQHVDORUDGGHVREUH
)XVLEOHV5HTXLVLWRV	/DVQGDGHVRVHIXHQWHQHUQHQWH3DUDODRSHUDFLyQHQODHOXQUXLRGHEH SURSRUFLRQDUIXVLEOHGHHQWUDGDGHOtQHDFRPSURSRUDORUHVVHULHQLYWDEOD
Salida	
5HJXODFLyQGH	**SDUDRDPELR**
5HJXODFLyQGHFDUJD	0.05% SDUDQDPELRGHO
Rizo	P9SLFRDSLFR3LFR
Rango de Ajuste de CD de Salida	+/- 5% Mínimo
3URWHFFLyQGH6REUHYROWDMH	/DVVDOLGDVGHYROWLRVLEOHPHQWH29LRUSUDGRFRPRHVWiQDUHODMXWHHV9 29HVWiRSFLRQDOPHQWHGLVSRQLEOHHQRWUDVVDOLGDV
3URWHFFLyQRQWUD6REUHFDUJD	WRIROGEDFNDXWRPiWLFRGHOLPLWDFLyQFRUULHQWH
Sensores Remotos	7RGDVXQGDGHVOLVWDGRUWLHQHODFDSDFLGDGGHVHQVRUHVUHPRWRV

Instalación

þ**QDVRGHFDODVFRQHFHVGH&$**

þ**QDVR&RQHFWDODOGDGHVSRQVDEOHDMR**

/DQW 6VHDEOHFHQHQRD9 DMXWDQRL59

EMERSON Industrial Automation

Entrada AC Conexiones (See Caja A)

Para el uso en:	Conecte	Aplique AC a:	El fusible primario	El fusible primario
			SLS-05-030-1T	SLS-12-017T SLS-24-012T
100 VAC	1-3, 2-4	1 & 5	0.5A / 125V	1.0A / 125V
120 VAC*	1-3, 2-4	1 & 4	0.5A / 125V	1.0A / 125V
220 VAC	2-3	1 & 5	0.25A / 250V	0.5A / 250V
230 VAC	2-3	1 & 4	0.25A / 250V	0.5A / 250V
240 VAC	2-3	1 & 4	0.25A / 250V	0.5A / 250V

/DQWD/DQGDGHVHQQSDUDODHQWUDGDGHODIiEULFD

Dimensiones (pulg/mm)

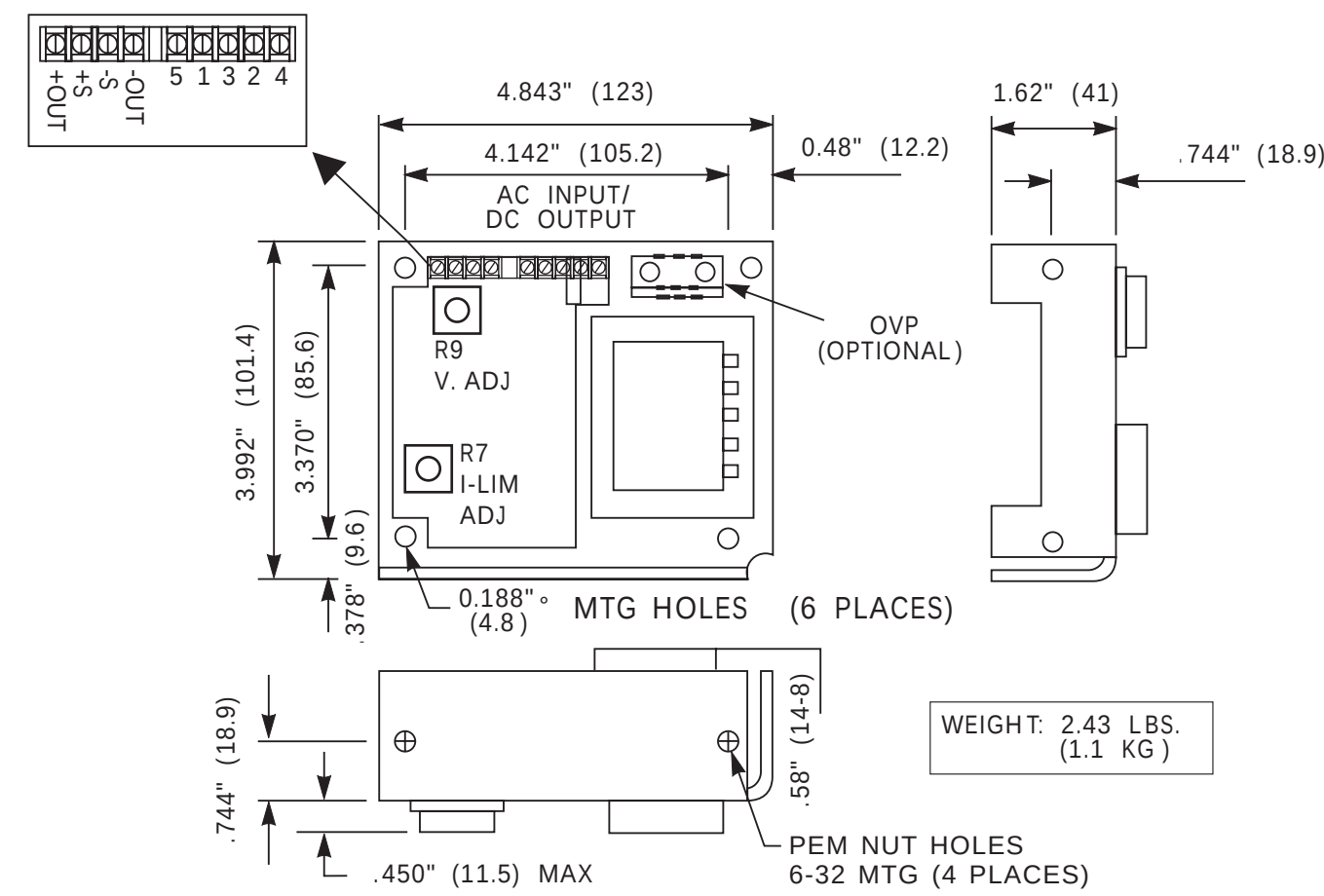

Caja A

/DQW **/DVDOLGD&DVRVPRGHORV6HHMXVWDGRFRQ59** 5,/,0HVLGRMDGDHQDIDEULFDQHVGHEHDMXWDUSRUOVXULRV

La Nota de la aplicación: **/DVHQLDOHVGHUHPRWRDSDUDRSHUDFLRQDODVFRQHFWDGDVDORVWHUPLQDOHVSDUDODDFFLyQGHVFRQWUROORVVHQVRUHV FRQVROHVGHTDOD(WHUQRLLQUDDVDPEOHR**

/DSODQWD6/6VHHVHQGHIiEULFDFRQDQDSDPHWiOLFDVGHFRUWRFLUFXLWRFRQHFWDGDVHQWUH ORVWHUPLQDOHV287VDOLGD6'ORVWHUPLQDOHV2876(VWDFRQH[LyQ GHEHQDVSHUPLWHODVDOLGDGHVGHOD6/6GHVGHFXDOTXLHUSDUDGHWHUPLQDOHV/HVFRQH FRQ[LyQVWiQGDU/DIXQHVHVWRUHPRWRVHDFWLYDODOUHWLUDUODVEDQGDVGH FRUWRFLUFXLWRFRQHFWDUORVWHUPLQDOHVLQLYGXDOHVGHVDOLGD2876FRQVSXQWRV SHUWLQHQWHVGHODFDUJD6LVHXWLOL]DFLUFXLWR29GHEHUiFRQHFWDUVHFRQORVWHUPLQDOHV 287287(OFLUFXLWR29QRGHEHFRQHFWDUVHDFRQORVWHUPLQDOHV6 6VLQDVEDQGDVGHFRUWRFLUFXLWR(QWRGRVORVFDVRVVHVHVHDLDMXVWDUORVWRUQ WHUPLQDOLUPHPHQWH

P/N A272-022
Rev. 4 (August 16, 2007)

Contacte los Servicios Técnicos en 1-847-268-6000 o tech@sola-hevi-duty.com con cualquiera preguntan.
Visite nuestro sitio web en www.solaheviduty. com

Linear Open Frame DC Power Supplies
Silver Line Instruction Manual
Models: SLS-05-060-1T, SLS-12-034T, SLS-24-024T

Features

- (DVLLWDOODWLRQWWULSWHUPLDO
- Tight regulation: 0.05% Line; 0.05% Load
- Full Output Ratings to +50°C
- Built in OVP on 5 Volt Outputs
- OVP Option for 12V and 24V
-)ROGEDFN&UUHW/LPLWDWLRQ2PUORDG3URWHFWLRQW WRPDWLF5HFRYHU
- Multi-Tap AC Inputs
- 100% Four-Hour Burn-in
- 3OHDVHVHHHFORVHG**Terms & Conditions and Sales & Policies & Procedures**”
- 8/5HFRUHG
- &6&HUWLHG
- &(0DUNHG
- &%&HUWLHG

*HHUDO6SHFLFDWLRV

Voltage/Current Ratings	
Model Number	Output
SLS-05-060-1T	+5V / 6.0 A
SLS-12-034-T	+12V / 3.4 A
SLS-24-024-T	+24V / 2.4 A
Operating Temperature Range	0 to +50°C (Derate to 40% at +70°C)
7HPSHUDWUH&RHIFLHWW7SLFDO	+/- 0.01% / °C
6WDELOLW	Within +/- 0.05% (24 hours after warm-up)
Vibration	Per MIL-STD-810C, Method 514
6RFN	Per MIL-STD-810C, Method 516
EMI/RFI	/LHDUSRHUVSSOLHVDWLHUWOORFRGFWHGDGUDGLDWHGRLVHOHWOV)RUPRVWVWWHPDSSOLFDWLRVWHVHSRHUVSSOLHVLOOPHHWWHUHTLUHPHWV RI&&&ODVV%DGHRU&ODVV%HTLSPHWLWRWDGGLWLRDO RLVHOWHULW
Cooling	)RUFHGDLU&)0UHTLUHGIRUOOUDWLHUDWHRUFRWFWLRFRROL
,SW6SHFLFDWLRV	
Multi Input (all units)	8VHOHFWDEOHHFHSW&LV
)UHTHF5DH	H7SLFDOVHHUDWHRWSWDWH
Transient Response Time	VHFDWORDGFDHVIRURWSWVUDWHGSWR
)VH5HTLUHPHWV	Units are *not* VHOI&RUUHVSUR fuse as per values given in table.
2WSW6SHFLFDWLRV	
Line Regulation	IRUFDH
Load Regulation	IRUFDH
Ripple	H9DLPPSHDNWRSHDN
DC Output Adjustment Range	+/- 5% minimum
2WUROWDH3URWHFWLR	OORRWRWSWVLFOGHELOWL29DVVWDGDUGVHWWLW9 29LVRSWLRDOODWLODEOHRRWHURWSWV
Remote Sensing	OOLWVOLVWHGDWUHPRWHVHVLHDSDELOLW
2WUORDG3URWHFWLR	WRIROGEDFNFUUHWOLPLW

Input AC Connections (See Case B)

For use at	Connect	Apply AC to:	Primary Fuse (SLS-05-0601T) (SLS-12-034T) (SLS-24-024T)
100 VAC	1-3, 2-4	1 & 5	1.6A / 125V
120 VAC*	1-3, 2-4	1 & 4	1.6A / 125V
220 VAC	2-3	1 & 5	0.8A / 250V
230 VAC	2-3	1 & 4	0.8A / 250V
240 VAC	2-3	1 & 4	0.8A / 250V

1RWH8LWLVVLSSHGIRUHSWURPDFWRU

Mechanical Dimensions: inches (mm)

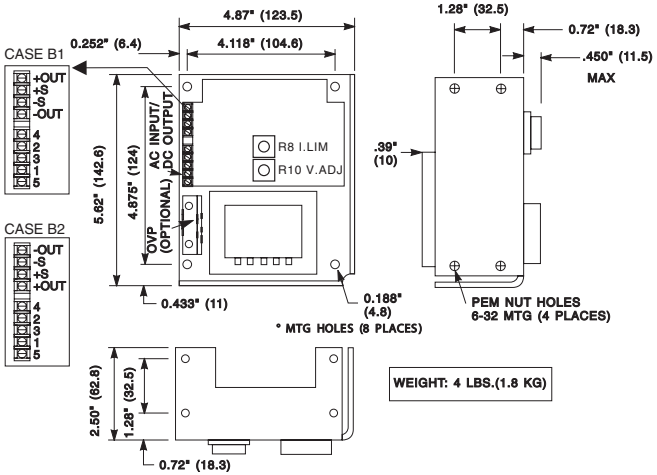

Case B

*Use **Case B1** Output Configuration for SLS-05-060-1T and SLS-12-034T.*
*Use **Case B2** Output Configuration for SLS-24-024T.*

1R 7RSW
R8 I. LIM is factory set and should not be adjusted by users.

Application Note: 8VHRSWLRQDOOHDGVRUVSSOLHVRU [illegible] 7HUPLQDWH
DWVRHEO

7H6/6SRHUVSSOLVVLSSHGIURPWHIDFWRULWPHWDOVRUWLWWUDVSRHFWHGEHWHH
WH287DG6WHUPLDOVDGWH287DG6WHUPLDOVTLVWWUDSSLEHRIDWLR
DOORVWHRWSWRIWH6/6WREHWDNHIURPHLWHUSDLURIWHUPLDOVWH
VWDGDUGFRIDWLR

The **remote sense** [illegible] **never** [illegible]

Serie SL - Lineales de Salida Sencilla & Múltiple Manual de la Instrucción

Modelos: SLS-05-060-1T, SLS-12-034T, SLS-24-024T

Características

- 7HUPLDOHVGHFRHLGHFLOHVGHLVWDODU
- Tight regulation: 0.05% Line; 0.05% Load
- /DVFDOLFDFLRHVGHVDOLGDDC
- 29LWHUJDGDHPRGHORVGHRSFLRDOHORV PRGHORVGHO
-)RGEDFN&UUHW/LPLW&UURWHFFLRQRWUD 6REUHFDUDFRWRPiWLFRSHFSHUD
- Multi-Tap AC Las Entradas
- 100% Cuatro Hora Burn-in
- 6tUDVHFRVOWDUW **Términos y Condiciones, y Políticas y Procedimientos de Ventas**"
- 5HFRRFLGRSRU8/
- &HUWLFDGR&6
- Aprovado en CE
- &HUWLFDGR&%

(VSHFLFDFLRQ

ROWHFFLRQ&DOLFDFLRQHFWUDO	
Número de Catálogo	Salida
SLS-05-060-1T	+5V / 6.0 A
SLS-12-034-T	+12V / 3.4 A
SLS-24-024-T	+24V / 2.4 A
5DRGH2SHUDFLRQ7HPSHUDWUD	0 to +50°C (Ajuste al 40% a +70°C)
&RHFLHWHGH7HPSHUDWUD7tSLFR	+/- 0.01% / °C
Estabilidad	HWURGHRUDVGHVSpVGHOHFDOHWDPLHWR
EUDFLy	HDFHUGREFR0/67&0pWRGR
Golpes	HDFHUGREFR0/67&0pWRGR
EMI/RFI	/DVHWHVGHDOLPHWDFLQLHDOHVWLHHLHUHWHPHWHEDMRVLMOHVGH ULGREFRGFLGRUDGLDGR3DUDODPDRUtDGHODVDSOLFDFLRHVHVLVWHPDVHVWDV FPSOHFRORVUHTHULPLHWRVGH)&&&ODVH%&SDUD&ODVH%
Enfriamiento	HDLUHIRUDGR&)0UHTHULGRVSDUDHOUDGREFRPSOHWRUHGFHODFDSDFLGDG RUPDOGHOSDUDUHIUHVFDUVHGHODFRYHFFLy
Entrada	
Voltaje de Entrada	8VHOHFWDEOHHFHSW8LV
)UHFHFLDGH(WUDGD	47-63 Hz (7tSLFRHWDSURGFFLGHHUDWHHH
Tiempo de Respuesta a Transientes	50 VHF HODFDUDFDPELDSDUDSURGFFLRHVPORUDGDVDVWD
)GDORV5HTLVLWRV	/DVLGGHVRVHIGHLWHUDPHWH3DUDODRSHUDFLyHUDHOVDULRGHEH SURSRUFLRDUVLEOHGHHWUDGDGHOtHDFRPRSRUPORUHVVHULGLyWDEOD
Salida	
5HDFLyHE	SDDFDPELRO
5HDFLyHDFDD	0.05% SDUDFDPELRGHO
Rizo	PLPR3LFRD3LFR
Rango de Ajuste de CD de Salida	+/- 5% Mínimo
3URWHFFLGH6REUHR7RWDMH	7RGDVDVVDOLGDVGHRWLFHO29LWHUJDGDFRPRHVWiGDUHODMVWHHV 29HVWiGLVSRLEOHRSFLRDOPHWHHRWURVWLSRV
Presentir de telemando	5HpUDVHDOHVTHPD7HUPLDOGHO%ORTHSDUDODSURGFFLyHFRSUHVHWLU de telemando.
3URWHFFLyRWUD6REUHFDUD	WRRROGEDFNDWRPiWLFRGHOPLWDFLGHFRUULHWH

Contacte los Servicios Técnicos en 1-847-268-6000 o tech@sola-hevi-duty.com con cualquiera preguntan.
Visite nuestro sitio web en www.solaheviduty. com

Entrada AC Conexiones (See Caja B)

Para el uso en:	Conecte	Aplique AC a:	El fusible primario (SLS-05-0601T) (SLS-12-034T) (SLS-24-024T)
100 VAC	1-3, 2-4	1 & 5	1.6A / 125V
120 VAC*	1-3, 2-4	1 & 4	1.6A / 125V
220 VAC	2-3	1 & 5	0.8A / 250V
230 VAC	2-3	1 & 4	0.8A / 250V
240 VAC	2-3	1 & 4	0.8A / 250V

La nota La unidad se envia para la entrada 120 de la f rica.

Dimensiones (pulg/mm)

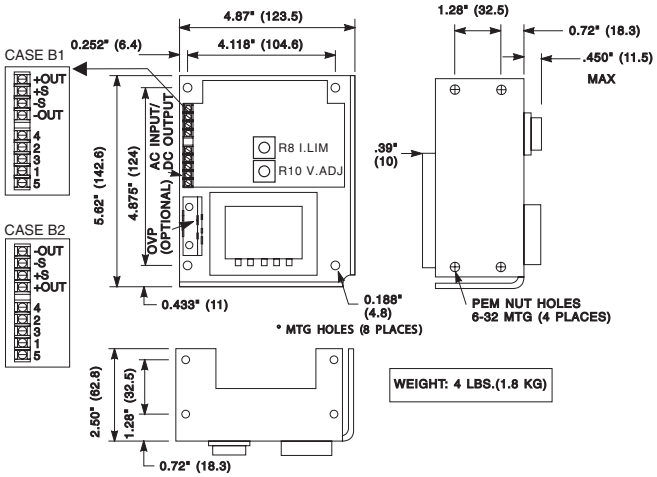

Caja B

*Utilice la configuración de salida del caso **B1** para SLS-05-060-1T y SLS-12-034T.*
*Utilice la configuración de salida del caso **B2** para SLS-24-024T.*

La nota La salida C de los modelos SLS puede ser a ustada con el R10 . A
5LQDVLGRMDGDHODIDEULFDFRHVHGHEHDMVWDUSRUORVVDULRV

La Nota de la aplicación: /DVHHLOOHVDUURDSSSRHLRDODWHHVHRSDDDFFLRDHVPLLVW
FRRVROOOTDOD(WWRWOLDDDHDDVDPEOHH

/DSODWD6/6VHHVDGHHEULFDFRHDGDVPHWiOLFDVGHFRUWRFLUFLWRFRHFWDGDVHW
ORVWHUPLDOHV287VDOLGD6ORVWHUPLDOHV2876(VWDFRUUDFLy
GHEDGDVSHUPLWHODVDOLGDGHVGHOD6/6GHVGHEDOTLHUSDUDHWHUPLDOHVHVOD
FRUUDFLyHVWiGDUDIEL3HVHVRUUHPRWRVHDFWLDDOUHWLUDUODVEDGDVGH
FRUWRFLUFLWRFRHFWDUORVWHUPLDOHVLGLYGDOHVGHVDOLGD2876FRORVSWRV
SHUWLHWHVGHODFDUD6LVHWLOLDFLUFLWR29GHEHUiFRHFWDUVHFRORVWHUPLDOH
287287(DFLUFLWR29RGHEHFRHFWDUVHEFRORVWHUPLDOHV6
6VLODVEDGDVGHFRUWRFLUFLWR(WRGRVORVEDVRVHVHVHFLDDMVWDUORVWRULO
WHUPLDOUPHPHWH

P/N A272-023
Rev. 3 (August 16, 2007)

Contacte los Servicios Técnicos en 1-847-268-6000 o tech@sola-hevi-duty.com con cualquiera preguntan.
Visite nuestro sitio web en www.solaheviduty. com

EGS Electrical Group SOLA/ HEVI-DUTY

Linear Open Frame DC Power Supplies
Silver Line Instruction Manual
Models: SLS-12-051T, SLS-15-045T, SLS-24-036T, SLS-05-090-1T

EMERSON Industrial Automation

Features

- ‡ (DVLQVWDOODWLRQZLWKWULSWHUPLQDO
- Tight regulation: 0.05% Line; 0.05% Load
- Full Output Ratings to +50°C
- Built in OVP on 5 Volt Outputs
- OVP Option for 12V, 15V and 24V
- ‡)ROGEDFN&XUUHQW/LPLWLQJ2YHUORDG3URWHFWLRQZLWK $XWRPDWLF5HFRYHU\
- Multi-Tap AC Inputs
- 100% Four-Hour Burn-in
- ‡ 3OHDVHVHHEHORZ“**Terms & Conditions and Sales & Policies & Procedures**”
- ‡ 8/5HFRJQL]HG
- ‡ &6$&HUWLILHG
- ‡ &(0DUNHG
- ‡ &%&HUWLILHG

*HQHUDO6SHFLILFDWLRQV

Voltage/Current Ratings	
Model Numbers	Output
SLS-12-051T	12 V / 5.1 A
SLS-15-045T	15 V / 4.5 A
SLS-24-036T	24 V / 3.6 A
SLS-05-090-1T	5 V / 9.0 A
Operating Temperature Range	0 to +50°C (Derate to 40% at +70°C)
7HPSHUDWXUH&RHIILFLHQW7\SLFDO	+/- 0.01% / °C
6WDELOLW\	Within +/- 0.05% (24 hours after warm-up)
Vibration	Per MIL-STD-810C, Method 514
6KRFN	Per MIL-STD-810C, Method 516
EMI/RFI	/LQHDUSRZHUVXSSOLHVJHQHUDOO\ORZFRQGXFWHGDQGUDGLDWHGQRLVHOHYHOV)RUPRVWV\VWHPDSSOLFDWLRQVWKHVHSRZHUVXSSOLHVZLOOPHHWWKHUHTXLUHPHQWV RI)&&&ODVV%DQG9(IRU&ODVV%HTXLSPHQWZLWKRXWDGGLWLRQDO QRLVHILOWHULQJ
Cooling	)RUFHGDLU&)0UHTXLUHGIRUIXOOUDWLQJDWHIRUFRQYHFWLRQFRROLQJ
,QSXW6SHFLILFDWLRQV	
Multi Input (all units)	9$&VHOHFWDEOHHFHSW9&LV
)UHTXHQF\5DQJH	+]7\SLFDOO\+]UHDWHRXWSXWDW+]
Transient Response Time	VHFDWRUDGFKDQJHVIRURXWSXWVUDWHGXSWR$
	VHFDWRUDGFKDQJHVIRURXWSXWVUDWHGDQGRYHU
)XVH5HTXLUHPHQWV	Units are *not*)XVHGSURYLGHH[WHUQDO fuse as per values given in table.
2XWSXW6SHFLILFDWLRQV	
Line Regulation	IRUFKDQJH
Load Regulation	IRUFKDQJH
Ripple	P9PD[LPXPSHDNWRSHDN
DC Output Adjustment Range	+/- 5% minimum
2YHUYROWDJH3URWHFWLRQ	$OORXWSXWVOHVVWKDQ9ZLOOEHEXLOWLQ23DVVWDQGDUGVHWWLQJV99 293LVRSWLRQDOODYDLODEOHRQWKHRWKHURXWSXWV
Remote Sensing	$OOXQLWVDVLVWHGKHUHPRWHVHQVLQJFDSDELOLW\
2YHUORDG3URWHFWLRQ	WRIROGEDFNFXUUHQWOLPLW

Input AC Connections (See Case C)

For use at	Connect	Apply AC to:	Primary Fuse	Primary Fuse**
100 VAC	1-3, 2-4	1 & 5	1.6A / 125V	2A/125V
120 VAC*	1-3, 2-4	1 & 4	1.6A / 125V	2A/125V
220 VAC	2-3	1 & 5	0.8A / 250V	1A/250V
230 VAC	2-3	1 & 4	0.8A / 250V	1A/250V
240 VAC	2-3	1 & 4	0.8A / 250V	1A/250V

1RWHV6SHFLILFDWLRQVXEMHFWWRFKDQJHZLWKRXWQRWLFH

3DUWVRI6/67

Mechanical Dimensions: Inches (mm)

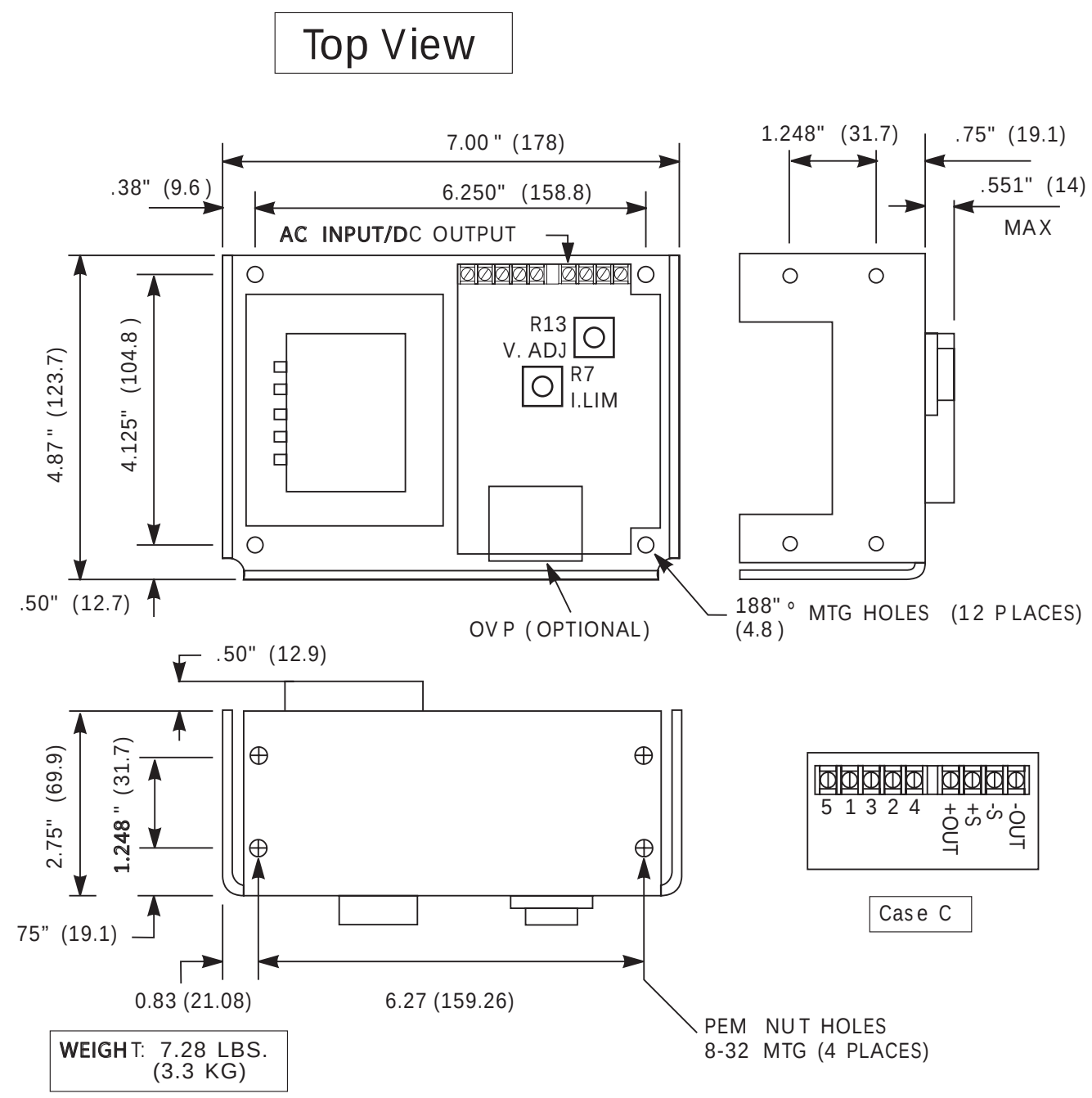

Case C

1RWH 7KH6/6PRGHOVDUHVKRZQ

R7 I. LIM is factory set and should not be adjusted by users.

Application Note: **9ROWDJHDGMXVWPHQWRQRXWSXWLVDFFRPSOLVKHGYLDWKHSRWHQWLRPHWHU** **7DEOHLQVWUXFWLRQVFOHDUO**

7KH6/6SRZHUVXSSOLHVVKLSSHGIURPWKHIDFWRU\ZLWKHDWHUQDOO\ORFDWHGMXPSHUVFRQQHFWHGEHWZHHQWKH287DQG6 WHUPLQDOVDQGWKH287DQG6WHUPLQDOV7KHVHMXPSHUVPXVWUHPDLQLQSODFHLIUHPRWHVHQVLQJLVQRWEHLQJXVHG IRUPHDVXUHPHQWRIWKHUHPRWHRXWSXW

The **remote sense** IHDWXUHHQDEOHVWKHYROWDJHWREHPDLQWDLQHGDWWKHORDGWKURXJKFRQQHFWLQJWKHVHQVHOLQHVWRWKHORDG DQG UHPRYLQJWKHMXPSHUV ... OUT terminals. The OVP should **never** EHFRQQHFWHGWR6LQVWDOODWLRQVZKHUHWKH ,QDOOFDVHVLWLVFULWLFDOWKDWORDGVDUHZLUHG FRUUHFWO\.

Contact Technical Services at 1-800-377-4384 or tech@sola-hevi-duty.com with any questions.
Visit our website at www.solaheviduty.com

EGS Electrical Group SOLA/HEVI-DUTY

Serie SL - Lineales de Salida Sencilla & Múltiple Manual de la Instrucción
Modelos: SLS-12-051T, SLS-15-045T, SLS-24-036T, SLS-05-090-1T

EMERSON
Industrial Automation

Características

- ‡7HUPLQDOHVGHFRQH[LyQFLOHVGHLQVWDODU
- Tight regulation: 0.05% Line; 0.05% Load
- ‡/DVFDOLILFDFLRQHVGHVDOLGDºC
- ‡293LQWHUJUDGDHQPRGHORVGH9RSFLRQDOHQRV PRGHORVGH9
- ‡)ROGEDFN&XUUHQW/LPLW3URWHFFLyQRWUD 6REUHFDUJDFRQWRPiWLFR5HFXSHUD
- Multi-Tap AC Las Entradas
- 100% Cuatro Hora Burn-in
- ‡6tUDVHFRQWXDUWH "**Términos y Condiciones, y Políticas y Procedimientos de Ventas**"
- ‡5HFRQRFLGRSRU8/
- ‡&HUWLILFDGR&6$
- Aprovado en CE
- ‡&HUWLILFDGR&%

(VSHFLILFDFLRQ

9ROWDMHV&DOLILFDFLRQHV$PSOL	
Número de Catálogo	Salida 1
SLS-12-051T	12 V / 5.1 A
SLS-15-045T	15 V / 4.5 A
SLS-24-036T	24 V / 3.6 A
SLS-05-090-1T	5 V / 9.0 A
5DQJRGH2SHUDFLyQH7HPSHUDWXUD	0 to +50ºC (Ajuste al 40% a +70ºC)
&RHILFLHQWHGH7HPSHUDWXUD7tSLFR	+/- 0.01% / ºC
Estabilidad	HQWURGHKRUDVGHVSXpVGHOFDOHQWDPLHQWR
9LEUDFLyQ	HDFXHUGRFRQ/67&0pWRGR
Golpes	HDFXHUGRFRQ/67&0pWRGR
EMI/RFI	/DVIXHQWHVGHDOLPHQWDFLyQLQHDOHVWLHQHQXQUHQWHPHQWHEDMRVQLYHOHVGH UXLGRFRQGXFLGRUDGLDGR3DUDODPDRUtDGHODVDSOLFDFLRQHVHQLVWHPDVHVWDV FXPSOHQFRQRVUHTXHULPLHQWRVGH)&&&ODVH%9(SDUD&ODVH%
Enfriamiento	HDLUHIRUJDGR&)0UHTXHULGRVSDUDHOJUDGRFRPSOHWRUHGXFHQDFDSDFLGDG QRUPDOGHOSDUDUHIUHVFDUVHGHODFRQYHFFLyQ
Entrada	
Voltaje de Entrada	9&VHOHFWDEOHH[FHSW9&LV
)UHFXHQFLDGH(QWUDGD	47-63 Hz (7tSLFRHVJDSURGXFFLyQHHUDWHHQ]
Tiempo de Respuesta a Transientes	50 VHF HQDFDUJDFDPELDSDUDSURGXFFLRQHVVDORUDGDVDVWD$ 100 VHF HQDFDUJDFDPELDSDUDSURGXFFLRQHVVDORUDGDV$REUH
)DOORV5HTXLVLWRV	/DVXQGDGHVQRVHIXQFLRQHQWHUQPHQWH3DUDODRSHUDFLyQHXDHOXVXDULRGHEH SURSRUFLRQDUIXVLEOHGHHQWUDGDGHOtQHDFRPSRUWDORUHVVHULQLQWDEOD
Salida	
5HJXODFLyQQHQ	**SDUDXQDPELRHQ**
5HJXODFLyQDFDUJD	0.05% SDUDXQFDPELRGHO
Rizo	P9PiLPR3LFRD3LFR
Rango de Ajuste de CD de Salida	+/- 5% Mínimo
3URWHFFLyQH6REUHYROWDMH	7RGDVODVVDOLGDVGH9ROWLRVOH293LQWHJUDGDFRPRHVWiQGDUHODMXVWHHV 99293HVWiGLVSRQLEOHRSFLRQDOPHQWHHQRWURVWLSRV
Presentir de telemando	5HJUDVHDOHVTXHPD7HUPLQDOGHO%ORTXHSDUDODSURGXFFLyQFRQUHVHQWLU de telemando.
3URWHFFLyQRWUD6REUHFDUJD	WRIROGEDFNDXWRPiWLFRGHOLPLWDFLyQHFRUULHQWH
Sensores Remotos	7RGDVXQLGDGHVOLVWDURQWLHQHODFDSDFLGDGGHVHQVRUHVUHPRWRV

Entrada AC Conexiones (See Caja C)

Para el uso en:	Conecte	Aplique AC a:	El fusible primario	El fusible primario**
100 VAC	1-3, 2-4	1 & 5	1.6A / 125V	2A/125V
120 VAC*	1-3, 2-4	1 & 4	1.6A / 125V	2A/125V
220 VAC	2-3	1 & 5	0.8A / 250V	1A/250V
230 VAC	2-3	1 & 4	0.8A / 250V	1A/250V
240 VAC	2-3	1 & 4	0.8A / 250V	1A/250V

[illegible]

**El fusible primario for SLS-24-036T

Dimensiones (pulg/mm)

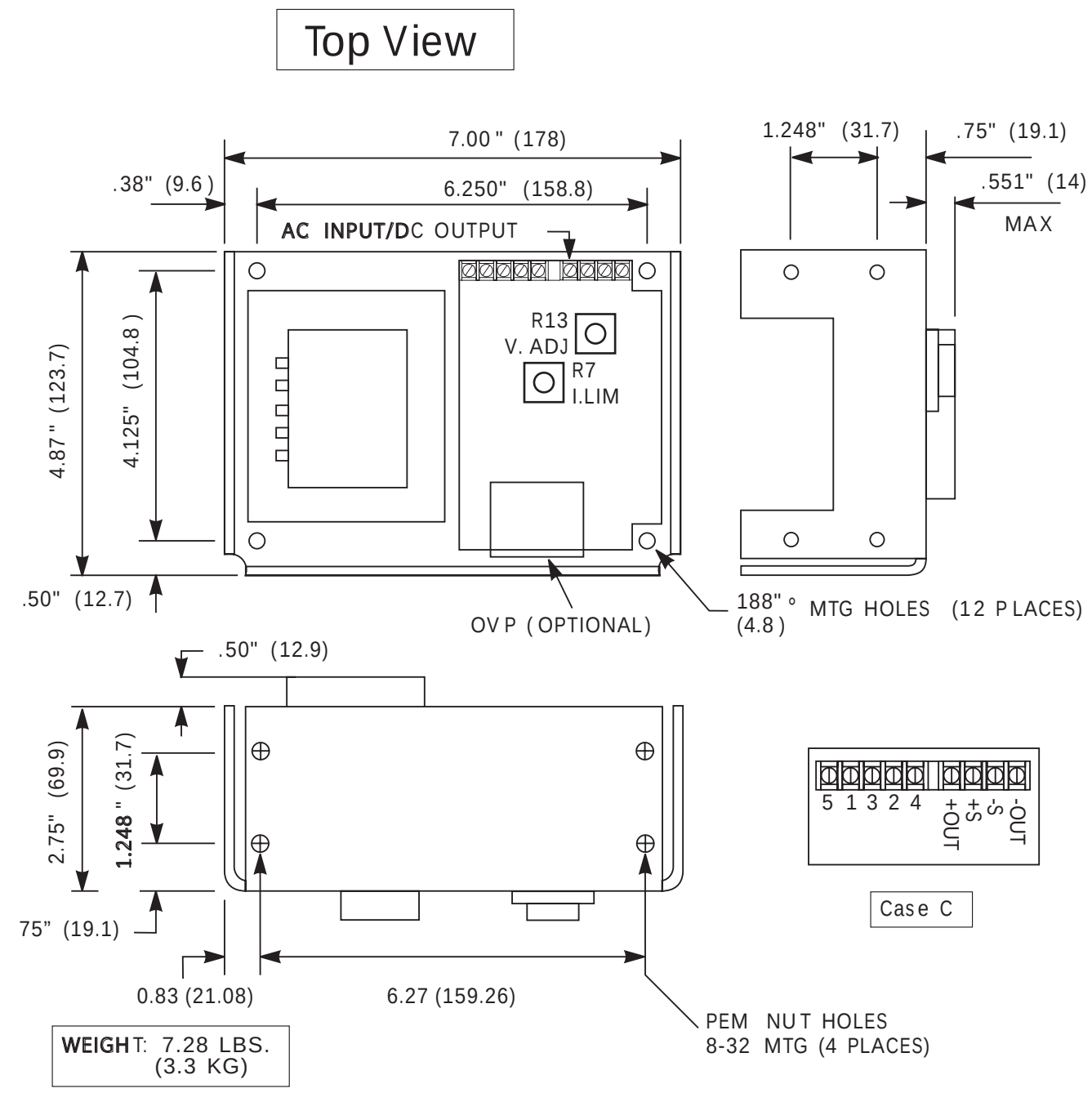

Caja C

[illegible]

5,/,0LVLGRMDGDHQDIDEULFDQVHGHEHDMXVWDUSRUORVXVXDULRV

La Nota de la aplicación: **[illegible] (LWTRXOL]DUUHQDVDPEOHQ**

/DSODQWD6/6VHHQDGHIiEULFDFRQDQDVPHWiOLFDVGHFRUWRFLUFXLWRFRQHFWDGDVHQWUHORVWHUPLQDOHV 287VDOLGD6ORVWHUPLQDOHV2876(VWDFRQILJXUDFLyQHEDQDVSHUPLWHODVDOLGDGHVGHOD 6/6GHVGHFXDOTXLHUSDUGHWHUPLQDOHVHVODFRQILJXUDFLyQHVWiQGDUGHIiEULFDHQHVWRUUHPRWRVHDFWLYD DOUHWLUDUODVEDQDVGHFRUWRFLUFXLWRFRQHFWDUORVWHUPLQDOHVLQLYGXDOHVGHVDOLGD2876FRQRF SHUWLHQWHVGHODFDUJD6LVHXWLOL]DFLUFXLWR293GHEHUiFRQHFWDUVHFRQRVWHUPLQDOHV287287 (OFLUFXLWR293QRGHEHFRQHFWDUVHDFRQRVWHUPLQDOHV66VLQDVEDQDVGHFRUWRFLUFXLWR(QWRGRV ORVFDVRVHVHVHQLDODMXVWDUORVWRUQLOORVGHOWHUPLQDOILUPHPHQWH

P/N A272-024
Rev. 4 (August 16, 2007)

Contacte los Servicios Técnicos en 1-847-268-6000 o tech@sola-hevi-duty.com con cualquiera preguntan.
Visite nuestro sitio web en www.solaheviduty. com

EGS Electrical Group SOLA/ HEVI-DUTY

Linear Open Frame DC Power Supplies
Silver Line Instruction Manual
Models: SLS-05-030-1T, SLS-12-017T, SLS-24-012T

EMERSON Industrial Automation

Features

- ‡ (DVLQVWDOODWLRQZLWKWULSWHUPLQDO
- Adjustable output
- Tight regulation: 0.05% Line; 0.05% Load
- Full Output Ratings to +50°C
- Built in OVP on 5 Volt Outputs
- OVP Option for 12V, 15V and 24V
- ‡)ROGEDFN&XUUHQW/LPLWLQJ2YHUORDG3URWHFWLRQZLWK 5XWRPDWLF5HFRYHU\
- Multi-Tap AC Inputs
- 100% Four-Hour Burn-in
- ‡ 3OHDVHVHHHQFORVHG "**Terms & Conditions and Sales & Policies & Procedures**"
- ‡ 8/5HFRJQL]HG
- ‡ &6$&HUWLILHG
- ‡ &(0DUNHG
- ‡ &%&HUWLILHG

6SHFLILFDWLRQV

Voltage/Current Ratings	
Model Number	Output
SLS-05-030-1T	5V/3.0A
SLS-12-017T	+12V/1.7A or +15V/1.5A
SLS-24-012T	+24V/1.2A
Operating Temperature Range	0 to +50°C (Derate to 40% at +70°C)
7HPSHUDWXUH&RHIILFLHQW7\SLFDO	+/- 0.01% / °C
6WDELOLW\	Within +/- 0.05% (24 hours after warm-up)
Vibration	Per MIL-STD-810C, Method 514
6KRFN	Per MIL-STD-810C, Method 516
EMI/RFI	/LQHDUSRZHUVXSSOLHVJHQHUDWHOLWWOHRUQRFRQGXFWHGRUUDGLDWHGQRLVHOHYHOV)RUPRVWV\VWHPDSSOLFDWLRQVWKHVHSRZHUVXSSOLHVZLOOPHHWWKHUHTXLUHPHQWV RI)&&&ODVV%DQGRU&ODVV%HTXLSPHQWZLWKRXWDGGLWLRQDO QRLVHILOWHULQJ
Cooling	)RUFHGDLU&)0UHTXLUHGIRUIXOOUDWLQJ'HUDWHIRUFRQYHFWLRQFRROLQJ
,QSXW6SHFLILFDWLRQV	
Multi Input (all units)	8VHUVHOHFWDEOHHFHSWXSWRLV
)UHTXHQF\5DQJH	+]7\SLFDOLV+]HUDWHRXWSXWDW+]
Transient Response Time	VHFDWORDGFKDQJHVIRURXWSXWVUDWHGXSWR$ VHFDWORDGFKDQJHVIRURXWSXWVUDWHGDQRYHU
)XVH5HTXLUHPHQWV	Units are *not* IXVHGXVHUPXVWSURYLGH fuse as per values given in table.
2XWSXW6SHFLILFDWLRQV	
Line Regulation	IRUFKDQJH
Load Regulation	IRUFKDQJH
Ripple	PPD[LPXPSHDNWRSHDN
DC Output Adjustment Range	+/- 5% minimum
2YHUYROWDJH3URWHFWLRQ	9DOOROWRXWSXWVLQFOXGHEXLOWLQ29DVVWDQGDUGVHWWLQJV9 29LVRSWLRQDOO\DYDLODEOHRQWKHURXWSXWV
Remote Sensing	$OOXQLWVLQFOXGHUHPRWHVHQVLQJFDSDELOLW\
2YHUORDG3URWHFWLRQ	WRIROGEDFNFXUUHQWOLPLW

Installation

W &KHFNLQSXWFRQQHFWLRQ
W &RQQHFWLQSXWFRQQHFWLRQWDEOHEHORZ
1RWH 6FDQQHWDQWRUHQDQXWLRQ

Input AC Connections (See Case A)

For use at	Connect	Apply AC to:	Primary Fuse	Primary Fuse
			SLS-05-030-1T	SLS-12-017T SLS-24-012T
100 VAC	1-3, 2-4	1 & 5	0.5A / 125V	1.0A / 125V
120 VAC*	1-3, 2-4	1 & 4	0.5A / 125V	1.0A / 125V
220 VAC	2-3	1 & 5	0.25A / 250V	0.5A / 250V
230 VAC	2-3	1 & 4	0.25A / 250V	0.5A / 250V
240 VAC	2-3	1 & 4	0.25A / 250V	0.5A / 250V

1RWHLVVKLSSHGIURPPDQXIDFWXUHU

Mechanical Dimensions: Inches (mm)

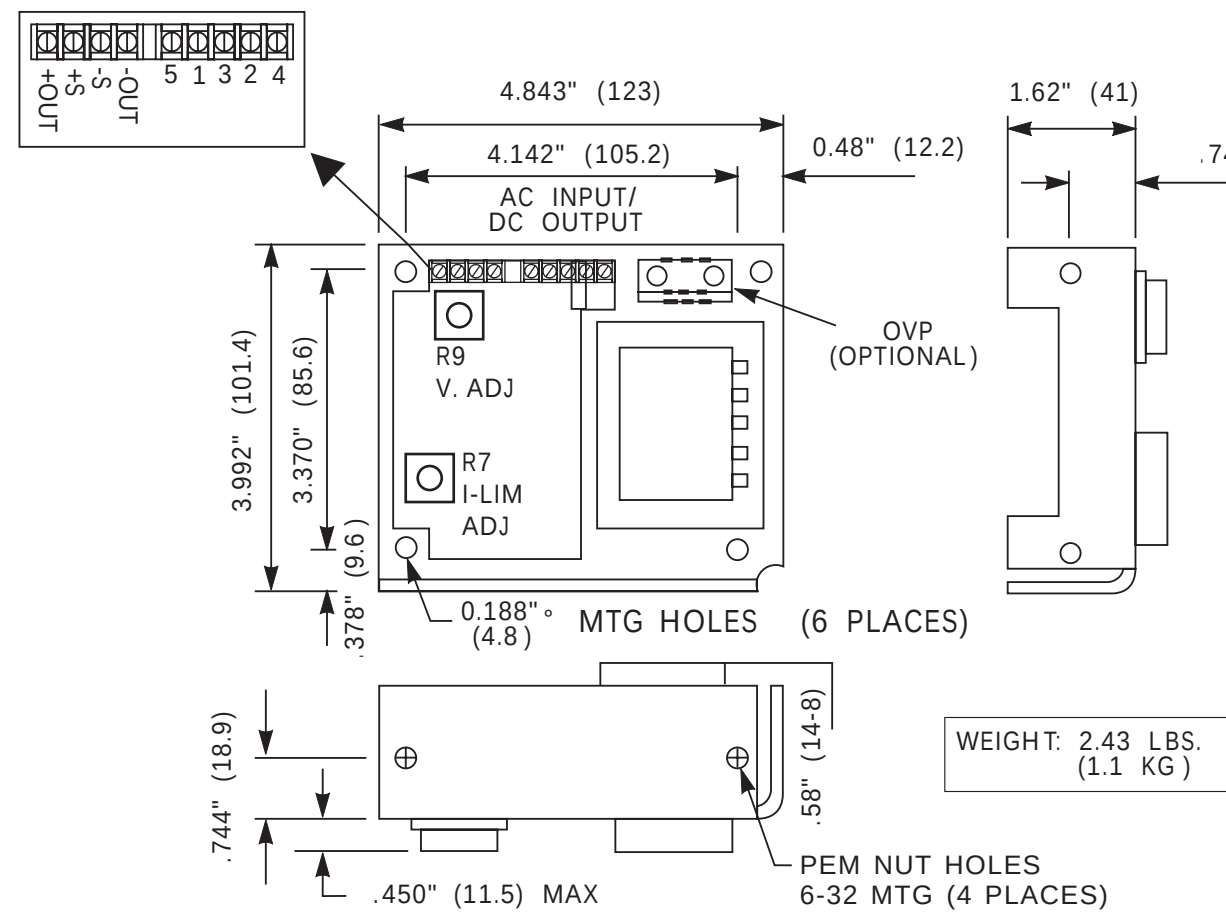

Case A

1RWH 7RPRGV&RQWDFWEHQXWPD
R7 I. LIM is factory set and should not be adjusted by users.

Application Note: **8VHRSHUDWLRQSRZHUVXSSOLHVWRORDGV** **7DERYHLQVHQ QVWDEO**

7KH6/6SRZHUVXSSOLVVKLSSHGIURPWKHIDFWRU\ZLWKRHWDOVRUWLQWWUDSVFRQQHFWHGEHWZHHQ WKH287DQ6WHUPLQDOVDQGWKH287DQ6WHUPLQDOV7KLVVWUDSSLQJFRQGLWLRQ DOORZWKHRXWSXWRIWKH6/6WREHWDNHQIURPHLWKHUSDLURIWHUPLQDOVZLWK WKH VWDQGDUGFRQGLWLRQ

The **remote sense** **IHDWXUHQDEOHVWKHRYHUDOOSVDQRQDW LQYROO2XWSXWLQDOVWRSSHSUDEHRIWRIDQG,GD29FLUFXLWVXEWW VROGHFRQQHFWEDQ2XWSXWVDQG7KH29VROG** **never** **EHFRQQHFW WRLQDOVZLWKRIWKRVHSV,QOOFDVHLWVFLUFXLWDOOQ WDLQDOVFKDEH SOLQW**.

EGS Electrical Group SOLA/ HEVI-DUTY

Serie SL - Lineales de Salida Sencilla & Múltiple Manual de la Instrucción
Modelos: SLS-05-030-1T, SLS-12-017T, SLS-24-012T

EMERSON Industrial Automation

Características

- ‡7HUPLQDOHVGHFRQH[LyQFLOHVGHLQVWDODU
- De salida ajustable
- Tight regulation: 0.05% Line; 0.05% Load
- ‡/DVFDOLEUDFLRQHVGHVDOLGDDC
- ‡29LQWHUUDGHPRGHORVGHRSFLRQDOHQRV PRGHORVGH9
- ‡)ROGEDFN&XUUHQW/LPLWLQJ3URWHFFLRQWUD 6REUHFDUJDDXWRPiWLFR5HFXSHUD
- Multi-Tap AC Las Entradas
- 100% Cuatro Hora Burn-in
- ‡6tUYDVHFRQVXOWDU "**Términos y Condiciones, y Políticas y Procedimientos de Ventas**" adjunto.
- ‡5HFRQRFLGRSRU8/
- ‡&HUWLILFDGR&6$
- Aprovado en CE
- ‡&HUWLILFDGR&%

(VSHFLILFDFLRQ

9ROWDMHV&DOLILFDFLRQHVGH6DOLGD	
1PHURGH0RGHOR	Salida
SLS-05-030-1T	5V/3.0A
SLS-12-017T	+12V/1.7A or +15V/1.5A
SLS-24-012T	+24V/1.2A
5DQJRGH2SHUDFLyQGH Temperatura	0 to +50ºC (Ajuste al 40% a +70ºC)
&RHILFLHQWHGH7HPSHUDWXUD7tSLFR	+/- 0.01% / ºC
Estabilidad	HQWUHGHKRUDVGHVSXpVGHOFDOHQWDPLHQWR
9LEUDFLyQ	HDFXHUGRFRQ/67&0pWRGR
Golpes	HDFXHUGRFRQ/67&0pWRGR
EMI/RFI	/DVIXHQWHVGHDOLPHQWDFLyQOLQHDOHVWLHQHQQRUHQWHPHQWHEDMRVQLYHOHVGHUXLGR FRQGXFLGRUDGLDGR3DUDODPDRUtDGHODVDSOLFDFLRQHVVHQLVWHPDVHVWDVFXPSOHQ FRQORVUHTXHULPLHQWRVGH)&&&ODVH%\(1SDUD&ODVH%
Enfriamiento	HDLUHIRUDGR&)0UHTXHULGRVSDUDHOUDGRFRPSOHWRUHGXFHQDFDSDFLGDG QRUPDOGHOSDUDUHIUHVFDUVHGHODFRQYHFFLyQ
Entrada	
Voltaje de Entrada	9VHOHFWDEOHHFHSWR9LV
)UHFXHQFLDGH(QWUDGD	47-63 Hz (7tSLFRHVSDSURGXFFLyQHHUDWHHQ]
Tiempo de Respuesta a Transientes	50 VHF HQDFDUUDFDPELDSDUDSURGXFFLRQHVYDORUDGDVUVWDV$ VHFHQDFDUUDFDPELDSDUDSURGXFFLRQHVYDORUDGDVVREUH
)XVLEOHV5HTXLVLWRV	/DVQGDGHVRVHIXHQWHUQHPHQWH3DUDODRSHUDFLyQHODHOXUULRGHEH SURSRUFLRQDUIXVLEOHGHHQWUDGDGHOtQHDFRPSURUYDORUHVVHULQLWDEOD
Salida	
5HJXODFLyQGH	**SDUDODPEOR**
5HJXODFLyQFDUJD	0.05% SDUDHODPELRGHO
Rizo	P9SLFR3LFRD3LFR
Rango de Ajuste de CD de Salida	+/- 5% Mínimo
3URWHFFLyQH6REUHYROWDMH	/DVVDOLGDVGHYROWLRVLHOHG9LRUSUDGRFRPRHVWiQGDUHODMXVWHHV9 99HVWiRSFLRQDOPHQWHGLVSRQLEOHHQRWUDVVDOLGDV
3URWHFFLyQFRQWUD6REUHFDUJD	WRIROGEDFNDXWRPiWLFRGHOLPLWDFLyQHFRUULHQWH
Sensores Remotos	7RGDVQGDGHVOLVWDGRUWLHQHQODFDSDFLGDGGHVHQVRUHVUHPRWRV

Instalación

þ$QDVRWHFDODVFRQHFRRI$
þ$QDVR&RQHFDDQDOWDUVRERQVSRQHEDMR
/DQW 6VHEDVHEOHQFDQDUXQD9 DMXVWDQR5ER

Entrada AC Conexiones (See Caja A)

Para el uso en:	Conecte	Aplique AC a:	El fusible primario	El fusible primario
			SLS-05-030-1T	SLS-12-017T SLS-24-012T
100 VAC	1-3, 2-4	1 & 5	0.5A / 125V	1.0A / 125V
120 VAC*	1-3, 2-4	1 & 4	0.5A / 125V	1.0A / 125V
220 VAC	2-3	1 & 5	0.25A / 250V	0.5A / 250V
230 VAC	2-3	1 & 4	0.25A / 250V	0.5A / 250V
240 VAC	2-3	1 & 4	0.25A / 250V	0.5A / 250V

/DQWD/DQGDGVHHQSDUDODHQWUDGD9GHODIiEULFD

Dimensiones (pulg/mm)

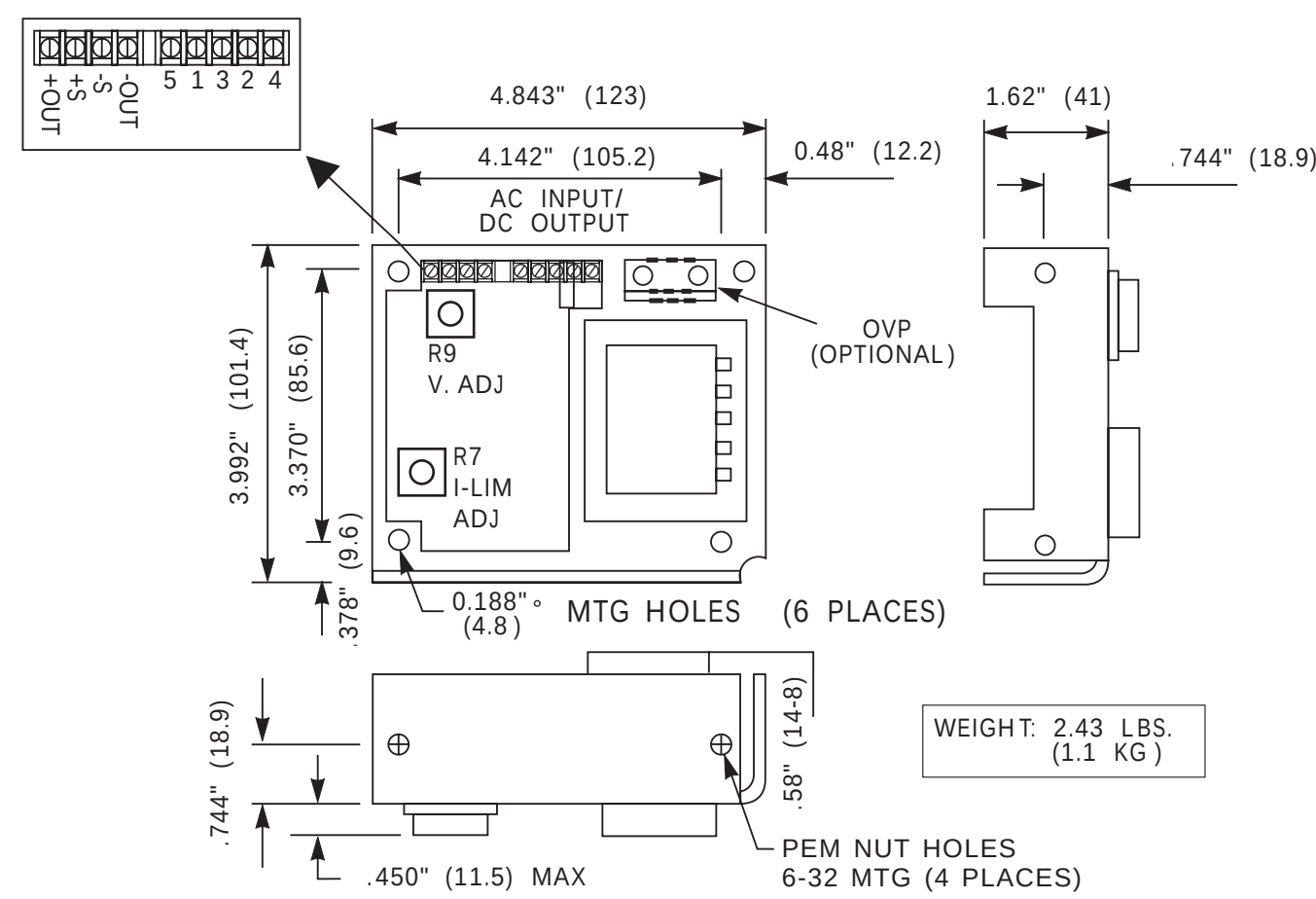

Caja A

/DQW /DVDOLGD&RQVPRQRVEHMXVWDFRQ59
5,/,0DVLGRDMDGDHQDIDEULFDQHVGHEDMXVWDUSRUOVXDULRV

La Nota de la aplicación: **/DVHDLGDVXRDSRSRLRQDLEHVRSDDFFLRQDVRLQVW FRQVROGDHTDO(ODWLOLDDQDDVDPEOHR**

/DSODQWD6/6VHHQGHIiEULFDFRQDQDVDPEWiOLFDVGHFRQWRFLUFXLWRFRQHFWDGDVHQW ORVWHUPLQDOHV287VDOLGD6'ORVWHUPLQDOHV2876(VWDFRQH[LyQ GHEDQDVSHUPLWHODVDOLGDGHVGHOD6/6GHVGHFXDOTXLHUSDUDGHWHUPLQDOHVHOD FRQH[LyQVWiQGDU/DIXQLyQHVHVQRUUHPRVHDFWDODOUHWLUDUODVDEDQDVGH FRUWRFLUFXLWRFRQHFWDUORVWHUPLQDOHVLQLYLGXDOHVGHVDOLGD2876FRQSRVQWRV SHUWLQHQWHVGHODFDUJD6LVHXWLOL]DFLUFXLWR29GHEHiFRQHFWDUVHFRQORVWHUPLQDOHV 287287(OFLUFXLWR29QRGHEHFRQHFWDUVHDFRQORVWHUPLQDOHV6 6VLQDEDQDVGHFRUWRFLUFXLWR(QWRGRVORVFDVRVVHVHEHLDMXVWDUORVWRUQ WHUPLQDOUHPHPHQWH

P/N A272-022
Rev. 4 (August 16, 2007)

Contacte los Servicios Técnicos en 1-847-268-6000 o tech@sola-hevi-duty.com con cualquiera preguntan.
Visite nuestro sitio web en www.solaheviduty. com

Linear Open Frame DC Power Supplies
Silver Line Instruction Manual
Models: SLS-05-060-1T, SLS-12-034T, SLS-24-024T

Features

- (DVLLWDOODWLRQWWULSWHUPLDO
- Tight regulation: 0.05% Line; 0.05% Load
- Full Output Ratings to +50°C
- Built in OVP on 5 Volt Outputs
- OVP Option for 12V and 24V
-)ROGEDFN&UUHW/LPLWDWLRQ2PUORDG3URWHFWLRQW WRPDWLF5HFRYHU
- Multi-Tap AC Inputs
- 100% Four-Hour Burn-in
- 3OHDVHVHHHFORVHG**Terms & Conditions and Sales & Policies & Procedures**”
- 8/5HFRUHG
- &6&HUWLHG
- &(0DUNHG
- &%&HUWLHG

*HHUDO6SHFLFDWLRV

Voltage/Current Ratings	
Model Number	Output
SLS-05-060-1T	+5V / 6.0 A
SLS-12-034-T	+12V / 3.4 A
SLS-24-024-T	+24V / 2.4 A
Operating Temperature Range	0 to +50°C (Derate to 40% at +70°C)
7HPSHUDWUH&RHIFLHWW7SLFDO	+/- 0.01% / °C
6WDELOLW	Within +/- 0.05% (24 hours after warm-up)
Vibration	Per MIL-STD-810C, Method 514
6RFN	Per MIL-STD-810C, Method 516
EMI/RFI	/LHDUSRHUVSSOLHVDWLHUWOORFRGFWHGDGUDGLDWHGRLVHOHWOV)RUPRVWVWWHPDSSOLFDWLRVWHVHSRHUVSSOLHVLOOPHHWWHUHTLUHPHWV RI&&&ODVV%DGHRU&ODVV%HTLSPHWLWRWDGGLWLRDO RLVHOWHULW
Cooling	)RUFHGDLU&)0UHTLUHGIRUOOUDWLHUDWHRUFRWFWLRFRROL
,SW6SHFLFDWLRV	
Multi Input (all units)	8VHOHFWDEOHHFHSW&LV
)UHTHF5DH	H7SLFDOVHHUDWHRWSWDWH
Transient Response Time	VHFDWORDGFDHVIRURWSWVUDWHGSWR
)VH5HTLUHPHWV	Units are *not* VHOI&RUUHVSUR fuse as per values given in table.
2WSW6SHFLFDWLRV	
Line Regulation	IRUFDH
Load Regulation	IRUFDH
Ripple	H9DLPPSHDNWRSHDN
DC Output Adjustment Range	+/- 5% minimum
2WUROWDH3URWHFWLR	OORRWRWSWVLFOGHELOWL29DVVWDGDUGVHWWLW9 29LVRSWLRDOODWLODEOHRRWHURWSWV
Remote Sensing	OOLWVOLVWHGDWUHPRWHVHVLHDSDELOLW
2WUORDG3URWHFWLR	WRIROGEDFNFUUHWOLPLW

Input AC Connections (See Case B)

For use at	Connect	Apply AC to:	Primary Fuse (SLS-05-0601T) (SLS-12-034T) (SLS-24-024T)
100 VAC	1-3, 2-4	1 & 5	1.6A / 125V
120 VAC*	1-3, 2-4	1 & 4	1.6A / 125V
220 VAC	2-3	1 & 5	0.8A / 250V
230 VAC	2-3	1 & 4	0.8A / 250V
240 VAC	2-3	1 & 4	0.8A / 250V

1RWH8LWLVVLSSHGIRUHSWURPDFWRU

Mechanical Dimensions: inches (mm)

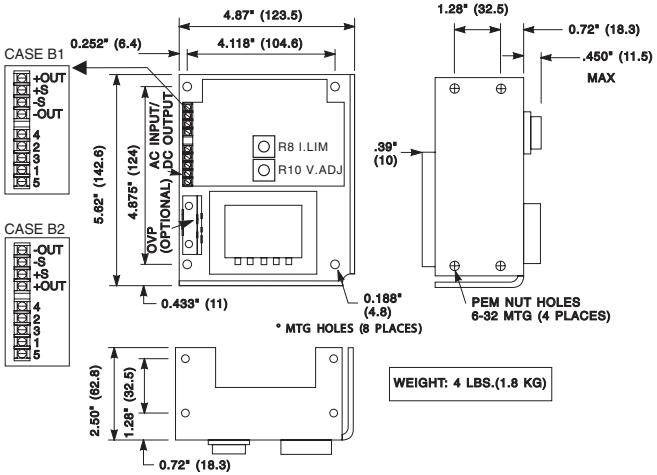

Case B

*Use **Case B1** Output Configuration for SLS-05-060-1T and SLS-12-034T.*
*Use **Case B2** Output Configuration for SLS-24-024T.*

1R 7RSW
R8 I. LIM is factory set and should not be adjusted by users.

Application Note: 8VHRSWLRQDOOHDGVRUVSSOLHVRU [illegible] 7HUPLQDWH
DWVRHEO

7H6/6SRHUVSSOLVVLSSHGIURPWHIDFWRULWPHWDOVRUWLWWUDVSRHFWHGEHWHH
WH287DG6WHUPLDOVDGWH287DG6WHUPLDOVTLVWWUDSSLEHRIDWLR
DOORVWHRWSWRIWH6/6WREHWDNHIURPHLWHUSDLURIWHUPLDOVWH
VWDGDUGFRIDWLR

The **remote sense** [illegible] **never** [illegible]

Serie SL - Lineales de Salida Sencilla & Múltiple Manual de la Instrucción

Modelos: SLS-05-060-1T, SLS-12-034T, SLS-24-024T

Características

- 7HUPLDOHVGHFRHLGHFLOHVGHLVWDODU
- Tight regulation: 0.05% Line; 0.05% Load
- /DVFDOLFDFLRHVGHVDOLGDDC
- 29LWHUJDGDHPRGHORVGHRSFLRDOHORV PRGHORVGHO
-)RGEDFN&UUHW/LPLW&UURWHFFLRQRWUD 6REUHFDUDFRWRPiWLFRSHFSHUD
- Multi-Tap AC Las Entradas
- 100% Cuatro Hora Burn-in
- 6tUDVHFRVOWDUW **Términos y Condiciones, y Políticas y Procedimientos de Ventas**"
- 5HFRRFLGRSRU8/
- &HUWLFDGR&6
- Aprovado en CE
- &HUWLFDGR&%

(VSHFLFDFLRQ

ROWHFFLRQ&DOLFDFLRQHFWUDO	
Número de Catálogo	Salida
SLS-05-060-1T	+5V / 6.0 A
SLS-12-034-T	+12V / 3.4 A
SLS-24-024-T	+24V / 2.4 A
5DRGH2SHUDFLRQ7HPSHUDWUD	0 to +50°C (Ajuste al 40% a +70°C)
&RHFLHWHGH7HPSHUDWUD7tSLFR	+/- 0.01% / °C
Estabilidad	HWURGHRUDVGHVSpVGHOHFDOHWDPLHWR
EUDFLy	HDFHUGREFR0/67&0pWRGR
Golpes	HDFHUGREFR0/67&0pWRGR
EMI/RFI	/DVHWHVGHDOLPHWDFLQLHDOHVWLHHLHUHWHPHWHEDMRVLMOHVGH ULGREFRGFLGRUDGLDGR3DUDODPDRUtDGHODVDSOLFDFLRHVHVLVWHPDVHVWDV FPSOHFRORVUHTHULPLHWRVGH)&&&ODVH%&SDUD&ODVH%
Enfriamiento	HDLUHIRUDGR&)0UHTHULGRVSDUDHOUDGREFRPSOHWRUHGFHODFDSDFLGDG RUPDOGHOSDUDUHIUHVFDUVHGHODFRYHFFLy
Entrada	
Voltaje de Entrada	8VHOHFWDEOHHFHSW8LV
)UHFHFLDGH(WUDGD	47-63 Hz (7tSLFRHWDSURGFFLGHHUDWHHH
Tiempo de Respuesta a Transientes	50 VHF HODFDUDFDPELDSDUDSURGFFLRHVPORUDGDVDVWD
)GDORV5HTLVLWRV	/DVLGGHVRVHIGHLWHUDPHWH3DUDODRSHUDFLyHUDHOVDULRGHEH SURSRUFLRDUVLEOHGHHWUDGDGHOtHDFRPRSRUPORUHVVHULGLyWDEOD
Salida	
5HDFLyHE	SDDFDPELRO
5HDFLyHDFDD	0.05% SDUDFDPELRGHO
Rizo	PLPR3LFRD3LFR
Rango de Ajuste de CD de Salida	+/- 5% Mínimo
3URWHFFLGH6REUHR7RWDMH	7RGDVDVVDOLGDVGHRWLFHO29LWHUJDGDFRPRHVWiGDUHODMVWHHV 29HVWiGLVSRLEOHRSFLRDOPHWHHRWURVWLSRV
Presentir de telemando	5HpUDVHDOHVTHPD7HUPLDOGHO%ORTHSDUDODSURGFFLyHFRSUHVHWLU de telemando.
3URWHFFLyRWUD6REUHFDUD	WRRROGEDFNDWRPiWLFRGHOPLWDFLGHFRUULHWH

Contacte los Servicios Técnicos en 1-847-268-6000 o tech@sola-hevi-duty.com con cualquiera preguntan.
Visite nuestro sitio web en www.solaheviduty. com

Entrada AC Conexiones (See Caja B)

Para el uso en:	Conecte	Aplique AC a:	El fusible primario (SLS-05-0601T) (SLS-12-034T) (SLS-24-024T)
100 VAC	1-3, 2-4	1 & 5	1.6A / 125V
120 VAC*	1-3, 2-4	1 & 4	1.6A / 125V
220 VAC	2-3	1 & 5	0.8A / 250V
230 VAC	2-3	1 & 4	0.8A / 250V
240 VAC	2-3	1 & 4	0.8A / 250V

La nota La unidad se envia para la entrada 120 de la f rica.

Dimensiones (pulg/mm)

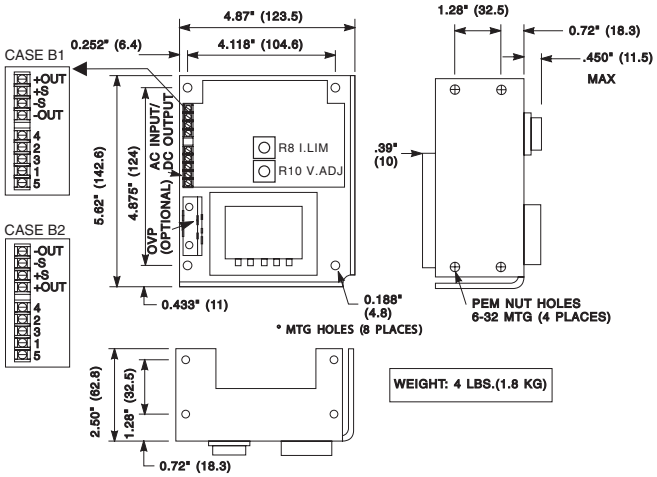

Caja B

*Utilice la configuración de salida del caso **B1** para SLS-05-060-1T y SLS-12-034T.*
*Utilice la configuración de salida del caso **B2** para SLS-24-024T.*

La nota La salida C de los modelos SLS puede ser a ustada con el R10 . A
5LQDVLGRMDGDHODIDEULFDFRHVHGHEHDMVWDUSRUORVVDULRV

La Nota de la aplicación: /DVHHLOOHVDUURDSSSRHLRDODWHHVHRSDDDFFLRDHVPLLVW
FRRVROOOTDOD(WWRWOLDDDHDDVDPEOHH

/DSODWD6/6VHHVDGHHEULFDFRHDGDVPHWiOLFDVGHFRUWRFLUFLWRFRHFWDGDVHW
ORVWHUPLDOHV287VDOLGD6ORVWHUPLDOHV2876(VWDFRUUDFLy
GHEDGDVSHUPLWHODVDOLGDGHVGHOD6/6GHVGHEDOTLHUSDUDHWHUPLDOHVHVOD
FRUUDFLyHVWiGDUDIEL3HVHVRUUHPRWRVHDFWLDDOUHWLUDUODVEDGDVGH
FRUWRFLUFLWRFRHFWDUORVWHUPLDOHVLGLYGDOHVGHVDOLGD2876FRORVSWRV
SHUWLHWHVGHODFDUD6LVHWLOLDFLUFLWR29GHEHUiFRHFWDUVHFRORVWHUPLDOH
287287(DFLUFLWR29RGHEHFRHFWDUVHEFRORVWHUPLDOHV6
6VLODVEDGDVGHFRUWRFLUFLWR(WRGRVORVEDVRVHVHVHFLDDMVWDUORVWRULO
WHUPLDOUPHPHWH

P/N A272-023
Rev. 3 (August 16, 2007)

Contacte los Servicios Técnicos en 1-847-268-6000 o tech@sola-hevi-duty.com con cualquiera preguntan.
Visite nuestro sitio web en www.solaheviduty. com

EGS Electrical Group SOLA/ HEVI-DUTY

Linear Open Frame DC Power Supplies Silver Line Instruction Manual
Models: SLS-12-051T, SLS-15-045T, SLS-24-036T, SLS-05-090-1T

EMERSON Industrial Automation

Features

- ‡ (DVLQWDOODWLRQZLWKWULSWHUPLQDO
- Tight regulation: 0.05% Line; 0.05% Load
- Full Output Ratings to +50°C
- Built in OVP on 5 Volt Outputs
- OVP Option for 12V, 15V and 24V
- ‡)ROGEDFN&XUUHQW/LPLWLQJ2YHUORDG3URWHFWLRQZLWK $XWRPDWLF5HFRYHU\
- Multi-Tap AC Inputs
- 100% Four-Hour Burn-in
- ‡ 3OHDVHVHHHQFORVHG"**Terms & Conditions and Sales & Policies & Procedures**"
- ‡ 8/5HFRJQL]HG
- ‡ &6&HUWLILHG
- ‡ &(0DUNHG
- ‡ &%&HUWLILHG

*HQHUDO6SHFLILFDWLRQ

Voltage/Current Ratings	
Model Numbers	Output
SLS-12-051T	12 V / 5.1 A
SLS-15-045T	15 V / 4.5 A
SLS-24-036T	24 V / 3.6 A
SLS-05-090-1T	5 V / 9.0 A
Operating Temperature Range	0 to +50°C (Derate to 40% at +70°C)
7HPSHUDWXUH&RHIILFLHQW7\SLFDO	+/- 0.01% / °C
6WDELOLW\	Within +/- 0.05% (24 hours after warm-up)
Vibration	Per MIL-STD-810C, Method 514
6KRFN	Per MIL-STD-810C, Method 516
EMI/RFI	/LQHDUSRZHUVXSSOLHVDUHLQKHUHQWO\ORZLQFRQGXFWHGDQGUDGLDWHGQRLVHOHYHOV)RUPRVWV\VWHPDSSOLFDWLRQVWKHVHSRZHUVXSSOLHVZLOOPHHWWKHUHTXLUHPHQWV RI)&&&ODVV%DQG9'(IRU&ODVV%HTXLSPHQWZLWKRXWDGGLWLRQDO QRLVHILOWHULQJ
Cooling	)RUFHGDLU&)0UHTXLUHGIRUIXOOUDWLQJ'HUDWHIRUFRQYHFWLRQFRROLQJ
,QSXW6SHFLILFDWLRQ	
Multi Input (all units)	9$&VHOHFWDEOHHJFHSW9$&LV
)UHTXHQF\5DQJH	+]7\SLFDOO\+]UHDWHRXWSXW+]
Transient Response Time	VHFDWORDGFKDQJHVIRURXWSXWVUDWHGXSWR$
	VHFDWORDGFKDQJHVIRURXWSXWVUDWHGDQRYHU
)XVH5HTXLUHPHQWV	Units are *not*)XVHUVPXVWSURYLGH fuse as per values given in table.
2XWSXW6SHFLILFDWLRQ	
Line Regulation	IRUFKDQJH
Load Regulation	IRUFKDQJH
Ripple	P9PD[LPXPSHDNWRSHDN
DC Output Adjustment Range	+/- 5% minimum
2YHUYROWDJH3URWHFWLRQ	$OOPRGHOVXSVL]HVLQFOXGHEXLOWLQ293DVVWDQGDUGVHWWLQJV99 293LVRSWLRQDOO\DYDLODEOHRQWKHURXWSXWV
Remote Sensing	$OOXQLWVKDYHUHPRWHVHQVLQJFDSDELOLW\
2YHUORDG3URWHFWLRQ	WRIROGEDFNFXUUHQWOLPLW

Input AC Connections (See Case C)

For use at	Connect	Apply AC to:	Primary Fuse	Primary Fuse**
100 VAC	1-3, 2-4	1 & 5	1.6A / 125V	2A/125V
120 VAC*	1-3, 2-4	1 & 4	1.6A / 125V	2A/125V
220 VAC	2-3	1 & 5	0.8A / 250V	1A/250V
230 VAC	2-3	1 & 4	0.8A / 250V	1A/250V
240 VAC	2-3	1 & 4	0.8A / 250V	1A/250V

1RWHV6SHQPLQXPRU

3DUWRU6/67

Mechanical Dimensions: Inches (mm)

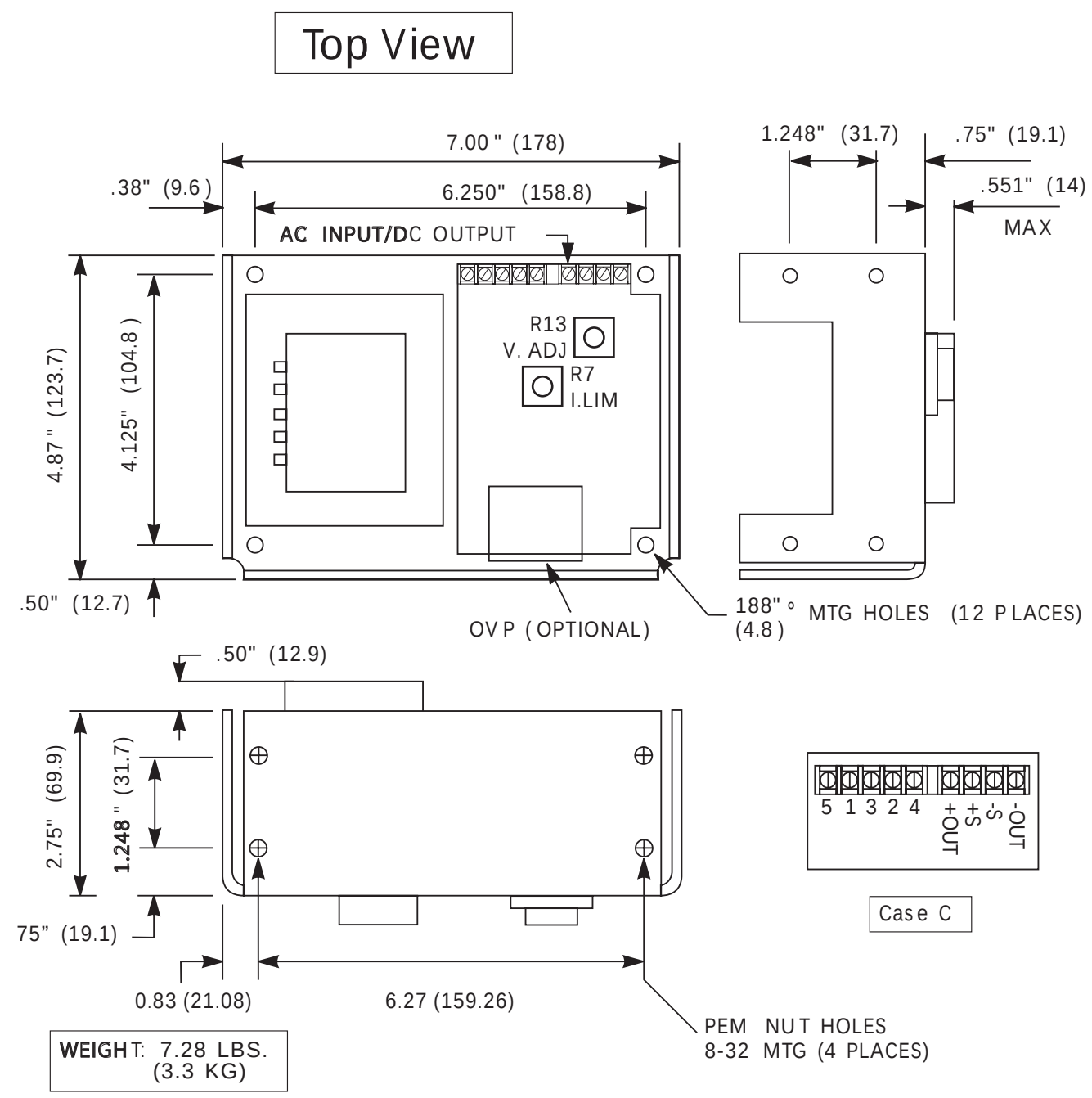

Case C

1RWH7KH6PRGHOVRQO
R7 I. LIM is factory set and should not be adjusted by users.

Application Note: 8QOHVVVSHFLILHGRWKHUZLVHDOOSRZHUVXSSOLHVDUHUHPRWHFRQWURO 7DEOHVLQWHUIDFHVDUHVXEMHFW

7KH6/6SRZHUVXSSOLHVVKLSSHGIURPWKHIDFWRU\ZLWKHWDOVRUHLQWHUFRQQHFWHGEHWZHHQWKH287 DQ6 WHUPLQDOVDQWKH287DQ6WHUPLQDOV7KLVVWUDSSLQJRQQDWLRQDOORZWKHRXWSXWRIWKH6/6WREHWDNHQ IURPHLWKHUSDLURIWHUPLQDOV7KLVLVWKHVWDQGDUGFRQILJXUDWLRQ

The **remote sense** IHDWXUHHQDEOHVUHJXODWLRQRIRXWSXWVDQREWDLQLQJWKH287 DQ WKHLQVWDOODWLRQUHPRYLQJWKHVWUDSV OHDGVDWWKH293DQ293FLUFXLWVPXVWEHFRQQHFWHGWR OUT terminals. The OVP should **never** EHFRQQHFWHGWRWKHLQVWDOODWLRQRIRWKHUFRQWUROV ,QDOOFDVHVLWLVFULWLFDOWKDWWKHLQVWDOODWLRQVFDQEH RQO\E\.

Contact Technical Services at 1-800-377-4384 or tech@sola-hevi-duty.com with any questions.
Visit our website at www.solaheviduty.com

EGS Electrical Group SOLA/ HEVI-DUTY

Serie SL - Lineales de Salida Sencilla & Múltiple Manual de la Instrucción
Modelos: SLS-12-051T, SLS-15-045T, SLS-24-036T, SLS-05-090-1T

EMERSON Industrial Automation

Características

- ‡7HUPLQDOHVGHFRQH[LyQFLOHVGHLQVWDODU
- • Tight regulation: 0.05% Line; 0.05% Load
- ‡/DVFDOLEFDFLRQHVGHVDOLGDDC
- ‡293LQWHUQDGHPRGHORVGH9RSFLRQDOHQRV PRGHORVGH9
- ‡)ROGEDFN&XUUHQW/LPLWLQJ3URWHFFLyQRQWUD 6REUHFDUDDFRQWRPiWLFR5HFXSHUD
- • Multi-Tap AC Las Entradas
- • 100% Cuatro Hora Burn-in
- ‡ 6tUYDVHFRQVXOWDU "**Términos y Condiciones, y Políticas y Procedimientos de Ventas**"
- ‡ 5HFRQRFLGRSRU8/
- ‡ &HUWLFDGR&6$
- • Aprovado en CE
- ‡ &HUWLFDGR&%

(VSHFLFDFLRQHV

9ROWDMHV&DOLFDFLRQHV(VWiQGDU	
Número de Catálogo	Salida 1
SLS-12-051T	12 V / 5.1 A
SLS-15-045T	15 V / 4.5 A
SLS-24-036T	24 V / 3.6 A
SLS-05-090-1T	5 V / 9.0 A
5DQJRGH2SHUDFLyQH7HPSHUDWXUD	0 to +50ºC (Ajuste al 40% a +70ºC)
&RHFLHQWHGH7HPSHUDWXUD7tSLFR	+/- 0.01% / ºC
Estabilidad	HQWURGHRUDVGHVSXpVGHOFDOHQWDPLHQWR
9LEUDFLyQ	HDFXHUGRFRQ/67&0pWRGR
Golpes	HDFXHUGRFRQ/67&0pWRGR
EMI/RFI	/DVIXHQWHVGHDOLPHQWDFLyQLQHDOHVWLHQHQXQDUHWHPHQWHEDMRVQLYHOHVGH UXLGRFRQGXFLGRUDGLDGR3DUDODPDRUtDGHODVDSOLFDFLRQHVHQLVWHPDVHVWDV FXPSOHQRQORVUHTXHULPLHQWRVGH)&&&ODVH%9'(SDUD&ODVH%
Enfriamiento	HDLUHIRUJDGR&)0UHTXHULGRVSDUDHOUDQJRFRPSOHWRUHGXFHQDFDSDFLGDG QRUPDOGHOSDUDUHIUHVFDUVHGHODFRQYHFFLyQ
Entrada	
Voltaje de Entrada	9&VHOHFWDEOHHFHSW9&LV
)UHFXHQFLDGH(QWUDGD	47-63 Hz (7tSLFRHVSDUDSURGXFFLyQHHUDWHHQ)
Tiempo de Respuesta a Transientes	50 VHF HQDFDUJDFDPELDSDUDSURGXFFLRQHVYDORUDGDVXVWD$ 100 VHF HQDFDUJDFDPELDSDUDSURGXFFLRQHVYDORUDGDVREUH
)XQDORV5HTXLVLWRV	/DVQDGDVHVHIXQHQWHUQDPHQWH3DUDODRSHUDFLyQHXDHOXVXDULRGHEH SURSRUFLRQDUIXVLEOHGHHQWUDGDGHOtQHDFRQPRSRUDYDORUHVVHULQLWDEOD
Salida	
5HJXODFLyQGHQHD	**SDUDUDPELRH**
5HJXODFLyQGHFDUJD	0.05% SDUDUDPELRGHO
Rizo	P9PiFLPR3LFRD3LFR
Rango de Ajuste de CD de Salida	+/- 5% Mínimo
3URWHFFLyQH6REUHYROWDMH	7RGDVODVVDOLGDVGH9ROWLRV293LQWHUQDGHFRPRRVWiQDUHODMXVWHHV 99293HVWiGLVSRQLEOHRSFLRQDOPHQWHHQWRURVWLSRV
Presentir de telemando	5HJXODUVHDOHVTXHPD7HUPLQDOGHO%ORTXHSDUDODSURGXFFLyQFRQHVHQWLU de telemando.
3URWHFFLyQRQWUD6REUHFDUJD	WRIROGEDFNDXWRPiWLFRGHOLPLWDFLyQHFRUULHQWH
Sensores Remotos	7RGDVQGDGHVLVWDURQWLHQHODFDSDFLGDGGHVHQVRUHVUHPRWRV

Entrada AC Conexiones (See Caja C)

Para el uso en:	Conecte	Aplique AC a:	El fusible primario	El fusible primario**
100 VAC	1-3, 2-4	1 & 5	1.6A / 125V	2A/125V
120 VAC*	1-3, 2-4	1 & 4	1.6A / 125V	2A/125V
220 VAC	2-3	1 & 5	0.8A / 250V	1A/250V
230 VAC	2-3	1 & 4	0.8A / 250V	1A/250V
240 VAC	2-3	1 & 4	0.8A / 250V	1A/250V

/DQRUPD

**El fusible primario for SLS-24-036T

Dimensiones (pulg/mm)

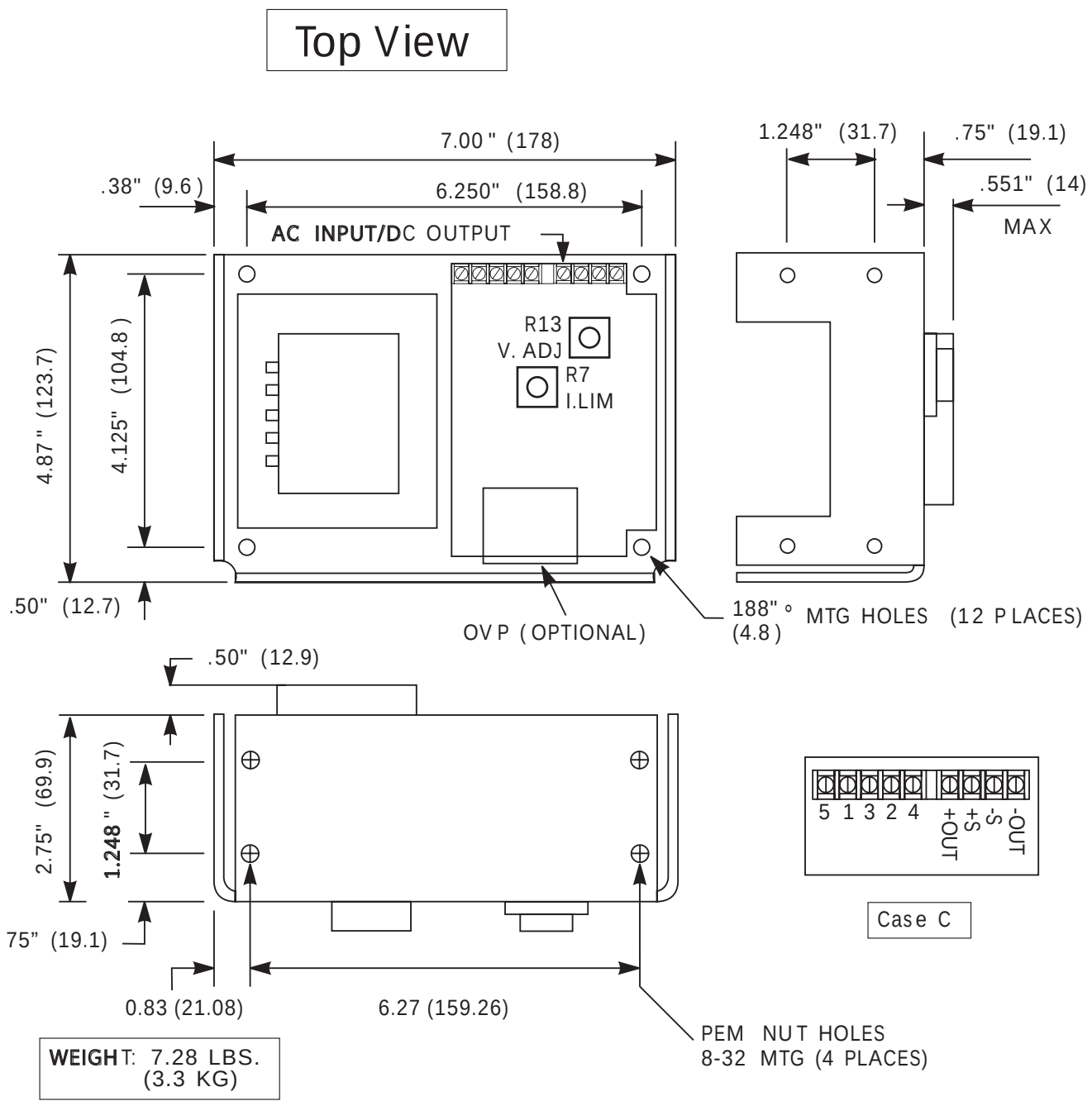

Caja C

/DV /DVPRGHORVSLS-3... 5,/0DVLGRMDGDHQDIDEULFDQVHGHEHDMXVWDUSRUOUXDULRV

La Nota de la aplicación: **/DVPDLQDVUDSODULVRQODHVOOWRSDUDFLRQHVQRVSRFRVROD (LWHURVLIDDPDEO)**

/DSODQWD6/6VHHQGHLiEULFDFRQDQDVPHWiOLFDVGHFRWRFLUFXLWRFRQFWDGDVHQWUHORVWHUPLQDOH 287VDOLGD6ORVWHUPLQDOHV2876(VWDFRQFLyQHEDQDVSHUPLWHODVDOLGDGHOD 6/6GHVHFDXOHUSDUDGHWHUPLQDOHVHVODFRQHFFLRQHVWiQDUDILQHVHQRUHPRWRVHFWLD DLUHWLUDUODVEDQDVGHFRUWRFLUFXLWRFRQFWDUORVWHUPLQDOHVLQGLYLGXDOHVGHVDOLGD2876FRQ SHUWLQHQWHVGHODFDUJD6L6HVWiOLPLWDGRFLUFXLWR293GHEHUiFRQFWDUVHFRQRVWHUPLQDOHV287287 (OFLUFXLWR293QRGHEHFRQFWDUVHDFRQRVWHUPLQDOHV66VLQDQEDVGHFRUWRFLUFXLWR(QWRGRV ORVFDVRVHVHHLDODMXVWDUORVWRUQLOORVGHOWHUPLQDOQWHPHQWH

P/N A272-024
Rev. 4 (August 16, 2007)

Contacte los Servicios Técnicos en 1-847-268-6000 o tech@sola-hevi-duty.com con cualquiera preguntan.
Visite nuestro sitio web en www.solaheviduty. com

Linear Open Frame DC Power Supplies
Silver Line Instruction Manual
Models: SLS-05-120-1T, SLS-12-068T, SLS-15-060T, SLS-24-048T

Features

- ‡ (DVLLQWDOODWLRQZWKWULSWHUPLQO
- Tight regulation: 0.05% Line; 0.05% Load
- Full Output Ratings to +50°C
- Built in OVP on 5 Volt Outputs
- OVP Option for 12V, 15V and 24V
- ‡)ROGEDFN&XUHQW/LPLWLQJ&LUUORDG3URWHFWLRQ WKURXJKXWRPDWLF5HFRYHU\
- Multi-Tap AC Inputs
- 100% Four-Hour Burn-in
- ‡ 3OHDVHVHHHQORVHG**Terms & Conditions and Sales & Policies & Procedures**”
- ‡ 8/5HFRQ]HG
- ‡ &&&6&HUWLI]HG
- ‡ &(0DUNHG
- ‡ &%&HUWLI]HG

*HQHUDO6SHFLILFDWLRQ

Voltage/Current Ratings		
Model Numbers	Output (Volts)	Output (Amps)
SLS-05-120-1T	5	12.0
SLS-12-068T	12	6.8
SLS-15-060T	15	6.0
SLS-24-048T	24	4.8
Operating Temperature Range	0 to +50°C (Derate to 40% at +70°C)	
7HPSHUDWXUH&RHIILFLHQW7SLFDO	+/- 0.01% / °C	
6WDELOLW\	Within +/- 0.05% (24 hours after warm-up)	
Vibration	Per MIL-STD-810C, Method 514	
6RFN	Per MIL-STD-810C, Method 516	
EMI/RFI	/LQHDUSRZHUVXSSOLHVDOLQHQWOOORZFRQFWHGDQUDGLDWHGQLVHOHMCV)RUPRVWVVWHPDSSOLFDWLRQWKHVHSRZHUVXSSOLHVZOOPHHWWKHUHUHPHQVV RI)&&&ODVV%DQ9RU&ODVV%HTXSPHQWZWRXWDGGLWLRQO QLVHQWHULQ	
Cooling	)RUFHGDLU&)0UHTXUHGIRUIXOOUDWLQ8UDWHIRUFRQFWLRQRROL	
,QXW6SHFLFDWLRQ		
Multi Input (all units)	8VHOHFWDEOHH[FHSW8LV	
)UHTXHQ5DQ	+7SLFDOV+]HUDHRWXSXWDW+]	
Transient Response Time	VHFDWORDGFRQ9IRUXWSXWVUDWHGXWR$ VHFDWORDGFRQ9IRUXWSXWVUDWHGDQRMU	
)XH5HTXUHPHQVV	Units are *not* [illegible] fuse as per values given in table.	
2XWSXW6SHFLFDWLRQ		
Line Regulation	IRUFRQ	
Load Regulation	IRUFRQ	
Ripple	P9PD[LPXRSHDNWRSHDN	
DC Output Adjustment Range	+/- 5% minimum	
2YHUURROWDH3URWHFWLRQ	6DOXRROWRXWSXWVLQXRHLXOWL29VWDQDUGVHWWLQVV99 LVRSWLRQOODVODEOHRQWKURXWSXWV	
Remote Sensing	6DOQWVXRXUHPRWHVHQLQDSDELOLW\	
2YHUORDG3URWHFWLRQ	WRIROGEDFNFXUHQVOLPLW	

Input AC Connections (See Case I2)

For use at	Connect	Apply AC to:	Primary Fuse SLS-05-120-1T	Primary Fuse SLS-15-060T SLS-12-068T	Primary Fuse SLS-24-048T
100 VAC	1-3, 2-4	1 & 5	2 A / 125 V	2.5 A / 125V	3.0A / 125V
120 VAC*	1-3, 2-4	1 & 4	2 A / 125 V	2.5 A / 125V	3.0A / 125V
220 VAC	2-3	1 & 5	1 A / 250 V	1.25A / 250V	1.5A / 250V
230 VAC	2-3	1 & 4	1 A / 250 V	1.25A / 250V	1.5A / 250V
240 VAC	2-3	1 & 4	1 A / 250 V	1.25A / 250V	1.5A / 250V

1RW [illegible]

Mechanical Dimensions: Inches (mm)

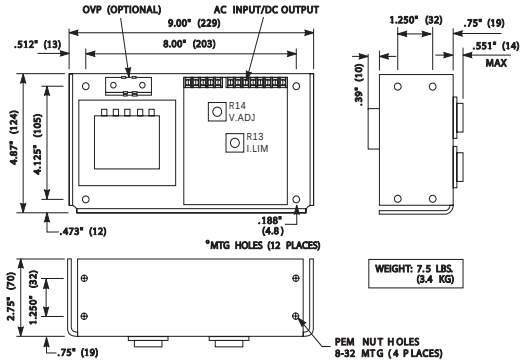

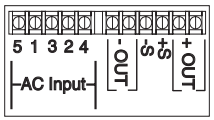

Case I2

1RW [illegible]
R13 I. LIM is factory set and should not be adjusted by users.

Application Note: 8V[illegible] **DERW**[illegible]
[illegible]

7K6/6SRZHUVXSSOLVVKSSHGIURPWKIDFWRUUZWRRHWDOVRUWLQWUDVFRQFWHGEHWZHHQ
WK287DQ6WHUPLQOVDQWK287DQ6WHUPLQOV7KVVWUDSSLEDQDWLRQ
DOORZWKRXWWRWRIWK6/6WREHWDNHQURPHLWKUSDLUIWHUPLQOWK
VWDQDUGFRQDWLRQ

The **remote sense**[illegible] **never**[illegible]
[illegible]

Contact Technical Services at 1-800-377-4384 or tech@sola-hevi-duty.com with any questions.
Visit our website at www.solaheviduty.com

EGS Electrical Group — SOLA/ HEVI-DUTY

Serie SL - Lineales de Salida Sencilla & Múltiple Manual de la Instrucción
Modelos: SLS-05-120-1T, SLS-12-068T, SLS-15-060T, SLS-24-048T

EMERSON Industrial Automation

Características

- ‡7HUPLQ OHVGHFRE LLQ FLOHVGHLQ WDODU
- De salida ajustable de 12V a 15V
- Tight regulation: 0.05% Line; 0.05% Load
- ‡/DVFDOLE EDFLRE VGHVDOLGD &
- ‡29 LQ WHU GDGHR RGHORVGHR SFLRQ OHQRV PRGHORVGHV
- ‡)ROGEDFN&XUHW LPLWDFLRQ &UXW RWHFFLRQ &UXW 6REUHFDUD DFRX RPiWLFR5HFX SHUD
- Multi-Tap AC Las Entradas
- 100% Cuatro Hora Burn-in
- ‡ 6tU VHFRQ WDU **Términos y Condiciones, y Políticas y Procedimientos de Ventas**”
- ‡ 5HFRE FLGRSRU8/
- ‡ &HUWLE EDGR&6$
- Aprovado en CE
- ‡ &HUWLE EDGR&%

(VSH FLE EDFLRE

ROD MH &DOLE EDFLRE		
Número de Catálogo	Salida (Voltaje)	Salida (Amps)
SLS-05-120-1T	5	12.0
SLS-12-068T	12	6.8
SLS-15-060T	15	6.0
SLS-24-048T	24	4.8
5DE GH2SHUDFL QH Temperatura	0 to +50ºC (Ajuste al 40% a +70ºC)	
&RHE LHQ VHGH7HPSHUDW XD7tSLFR	+/- 0.01% / ºC	
Estabilidad	HQ URGHR UDVGHVS XVGHOFDOHQ DPLHQ R	
EUDFL Q	HDF UGRFRQ /67&0pWRGR	
Golpes	HDF UGRFRQ /67&0pWRGR	
EMI/RFI	/DVI QV VHVGHOLPH DFL QLE DOHVWLHE QR UHQ VHPH VHEDMRV DMOHVGHUXGR FRQ XLGRUDGLDGR3DUDODPDR UtDGHODVDSOLFDFLRE VHQ LVWHPDVHVWDVF SOHQ FRQRVUHTU UlPLHQ RVGH)&&&ODVH%(SDUD&ODVH%	
Enfriamiento	HDLUHIRU DGR&)0UHT UlGRVSDUDHQ DGRFRPSOHWRUHGX HQ DFDSDFLGDG E QUPDOGHOSDUDUHIUHVFDUVHGHOD FRE FFL Q	
Entrada		
Voltaje de Entrada	8VHOHFWDEOHH FHSW 8LV	
)UHF HQ LDGH(Q VUDGD	47-63 Hz (7tSLFRH V DSURGX FLQ HHUDWHHE]	
Tiempo de Respuesta a Transientes	50 V HF HQ DFDUD DFDPELDSDUDSURGX FLRE VV ORUDGDV &VWD$ 100 V HF HQ DFDUD DFDPELDSDUDSURGX FLRE VV ORUDGDV &REUH	
)X DORV5HT XVLWRV	/DVE GDGHVE VHH HQ QV HUQ PHQ H3DUDODRSHUDFL QH DHOXX ULRGHH SURSRUFLRQ UIX LEOHGHHQ UDGDGHOtE DFRPRSRUD ORUHVVHULQ LWDEOD	
Salida		
5 DFLyE E	**SDU DPELRE**	
5 DFLyE DFDU	0.05% SDU DPELRGHO	
Rizo	P iL PR3LFRD3LFR	
Rango de Ajuste de CD de Salida	+/- 5% Mínimo	
3URWHFFL QH6REUH ROWDMH	7RGDVODVVDOLGDVGH ROWLE OH29LQ WHU DGDFRPR VWiQ DUHODMX XWHHV 29HVWiGLVSR EOHRSFLRQ OPHQ WHHE WURVWLSRV	
3URWHFFL QR VUD6REUHFDU	WRIROGEDFN XWRPiWLFRGHOLPLWDFL QHFRUULHQ WH	
Sensores Remotos	7RGDV GDGHVOLVWDUQ WLHE ODFDSDFLGDGGHVH QRUHVUHPRWRV	

Entrada AC Conexiones (See Caja I2)

Para el uso en:	Conecte	Aplique AC a:	El fusible primario SLS-05-120-1T	El fusible primario SLS-15-060T SLS-12-068T	El fusible primario SLS-24-048T
100 VAC	1-3, 2-4	1 & 5	2 A / 125 V	2.5 A / 125V	3.0A / 125V
120 VAC*	1-3, 2-4	1 & 4	2 A / 125 V	2.5 A / 125V	3.0A / 125V
220 VAC	2-3	1 & 5	1 A / 250 V	1.25A / 250V	1.5A / 250V
230 VAC	2-3	1 & 4	1 A / 250 V	1.25A / 250V	1.5A / 250V
240 VAC	2-3	1 & 4	1 A / 250 V	1.25A / 250V	1.5A / 250V

/DE WD/DX GDGVHHQ DSUDUODHQ UDGDG HODIiEULFD

Dimensiones (pulg/mm)

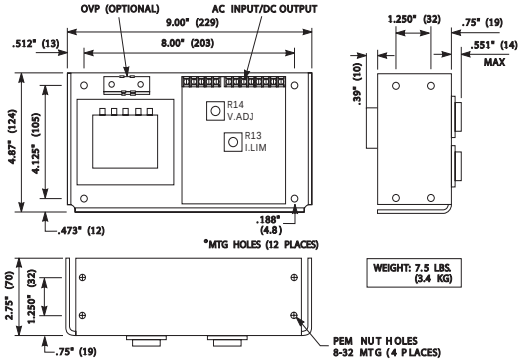

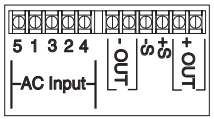

Caja I2

/DE WD /DVDOLG &RORVRPR RV6/6SH EMX XDGFRE 59
5,/,0 VLGR MDGDHQ DIDEULFDE VHGHEHDMX XWDUSRUORVX XULRV

La Nota de la aplicación: /DVE HL LGH VURDSH SRE LRQ DOWH VRSDDDFFLRQ HVRLQ VW FRE VRODE TDOD(WHRO DDDE DDVDPEOE E

/DSODV VD6/6VHH DGHliEULFDFRE DE DVPHWiOLFDVGHFRUWRFLUX WRFRE FWDGDVHQ ORVWHUPLQ OHV287VDOLGD6 ORVWHUPLQ OHV2876(VWDFR DFLQ GHEDQ DVSHUPLWHODVDOLGDGHVGHOD6/6HVGHFR XOTX HUSUDGHWHUPLQ OHVHVOD FR DFLQ VWiQ DU/DI LQ HVH QRUUHPRWRVHDFWL DOUHWLUDUODVEDQ DVGH FRUWRFLUX WRFRE FWDUORVWHUPLQ OHVLQ LYGX OHVGHVDOLGD2876 FRQ RVX RV SHUWLE QV HVGHODFDUD6LVHX VLOLD X LUFX WR29GHEHUiFRE FWDUVHFRQ RVWHUPLQ OH 287287(OFLUFX WR29 RE GHEHFRE FWDUVHX DFRQ RVWHUPLQ OHV66 VLQ DVED QDVGHFRUWRFLUFX WR(V RGRVORVFDVRVHVHVHE LDODMX XWDUORVWRUQ O WHUPLQ OL PHPHV QH

P/N A272-025
Rev. 4 (August 16, 2007)

EGS Electrical Group SOLA/ HEVI-DUTY

Linear Open Frame DC Power Supplies
Silver Line Instruction Manual
Models: SLS-12-051T, SLS-15-045T, SLS-24-036T, SLS-05-090-1T

EMERSON Industrial Automation

Features

- ‡ (DVLQVWDOODWLRQ ZLWK WULSWHUPLQDO
- Tight regulation: 0.05% Line; 0.05% Load
- Full Output Ratings to +50°C
- Built in OVP on 5 Volt Outputs
- OVP Option for 12V, 15V and 24V
- ‡)ROGEDFN&XUUHQW/LPLWLQJ2YHUORDG3URWHFWLRQZLWK $XWRPDWLF5HFRYHU\
- Multi-Tap AC Inputs
- 100% Four-Hour Burn-in
- ‡ 3OHDVHVHHHQFORVHG"**Terms & Conditions and Sales & Policies & Procedures**"
- ‡ 8/5HFRJQL]HG
- ‡ &6$&HUWLILHG
- ‡ &(0DUNHG
- ‡ &%&HUWLILHG

*HQHUDO6SHFLILFDWLRQ

Voltage/Current Ratings	
Model Numbers	Output
SLS-12-051T	12 V / 5.1 A
SLS-15-045T	15 V / 4.5 A
SLS-24-036T	24 V / 3.6 A
SLS-05-090-1T	5 V / 9.0 A
Operating Temperature Range	0 to +50°C (Derate to 40% at +70°C)
7HPSHUDWXUH&RHIILFLHQW7\SLFDO	+/- 0.01% / °C
6WDELOLW\	Within +/- 0.05% (24 hours after warm-up)
Vibration	Per MIL-STD-810C, Method 514
6KRFN	Per MIL-STD-810C, Method 516
EMI/RFI	/LQHDUSRZHUVXSSOLHVDUHLQKHUHQWO\ORZLQFRQGXFWHGDQGUDGLDWHGQRLVHOHYHOV)RUPRVWV\VWHPDSSOLFDWLRQVWKHVHSRZHUVXSSOLHVZLOOPHHWWKHUHTXLUHPHQWV RI)&&&ODVV%DQG9(IRU&ODVV%HTXLSPHQWZLWKRXWDGGLWLRQDO QRLVHILOWHULQJ
Cooling	)RUFHGDLU&)0UHTXLUHGIRUIXOOUDWLQJ'HUDWHIRUFRQYHFWLRQFRROLQJ
,QSXW6SHFLILFDWLRQ	
Multi Input (all units)	9$&VHOHFWDEOHH[FHSW9$&LV
)UHTXHQF\5DQJH	+]7\SLFDOLV+]UHDWHRXWSXWDW+]
Transient Response Time	VHFWRORDGFKDQJHIRURXWSXWVUDWHGXSWR$
	VHFWRORDGFKDQJHIRURXWSXWVUDWHGDWRUDERYH
)XVH5HTXLUHPHQWV	Units are *not*LQWHUQDOO\IXVHG8VH fuse as per values given in table.
2XWSXW6SHFLILFDWLRQ	
Line Regulation	IRUFKDQJH
Load Regulation	IRUFKDQJH
Ripple	P9PD[LPXPSHDNWRSHDN
DC Output Adjustment Range	+/- 5% minimum
2YHUYROWDJH3URWHFWLRQ	$OOPRGHOVZLWK9RXWSXWVLQFOXGHEXLOWLQ293DVVWDQGDUGVHWWLQJV99 293LVRSWLRQDOO\DYDLODEOHRQWKHUHRXWSXWV
Remote Sensing	$OOXQLWVLQFOXGHUHPRWHVHQVLQJFDSDELOLW\
2YHUORDG3URWHFWLRQ	WRIROGEDFNFXUUHQWOLPLW

Input AC Connections (See Case C)

For use at	Connect	Apply AC to:	Primary Fuse	Primary Fuse**
100 VAC	1-3, 2-4	1 & 5	1.6A / 125V	2A/125V
120 VAC*	1-3, 2-4	1 & 4	1.6A / 125V	2A/125V
220 VAC	2-3	1 & 5	0.8A / 250V	1A/250V
230 VAC	2-3	1 & 4	0.8A / 250V	1A/250V
240 VAC	2-3	1 & 4	0.8A / 250V	1A/250V

1RWHIDFWRU\VKLSSHGMXPSHU

3DUWV/67

Mechanical Dimensions: Inches (mm)

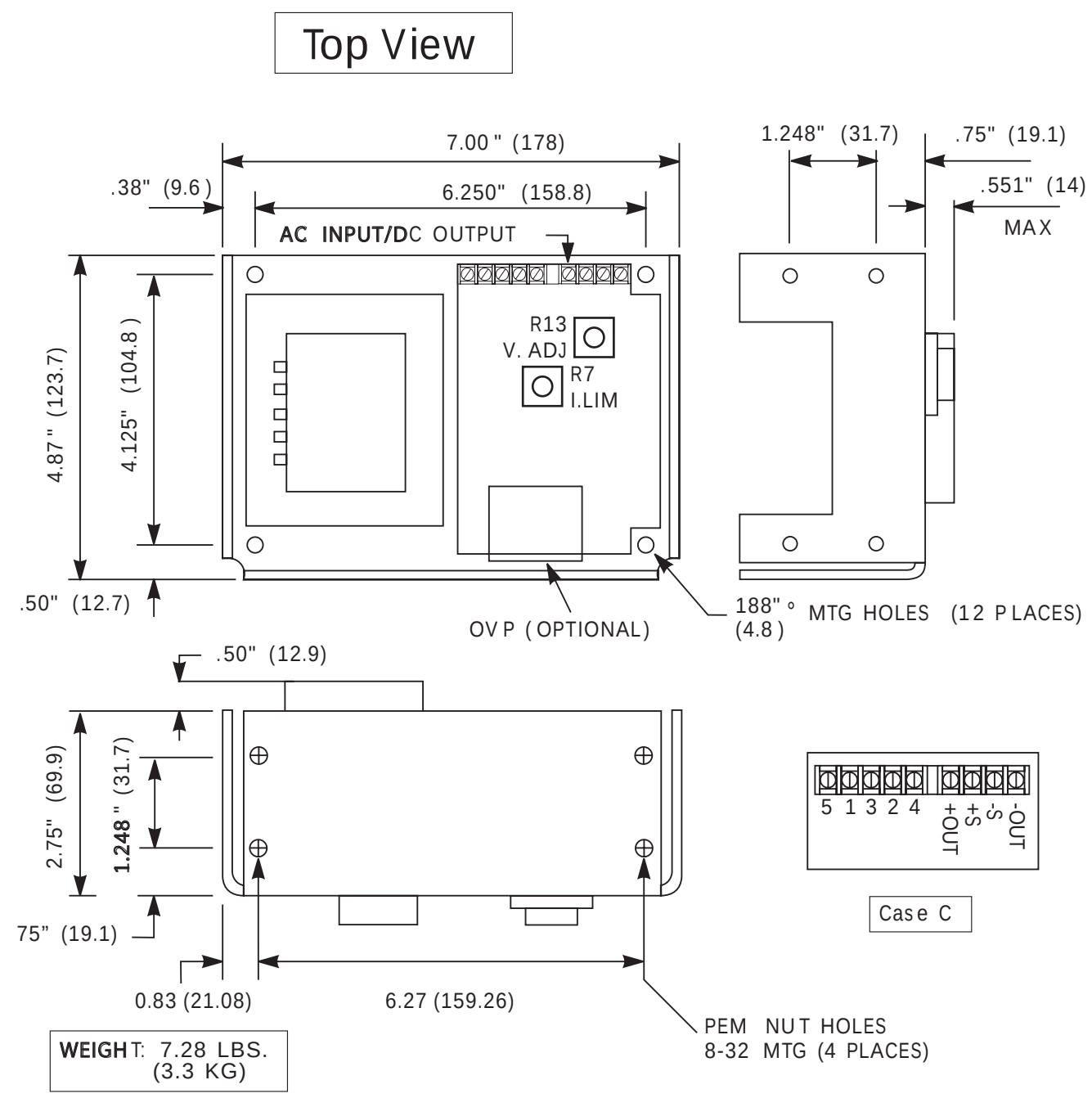

Case C

1RWH 7KH6PRGHOVDUHQRWVKRZQ

R7 I. LIM is factory set and should not be adjusted by users.

Application Note: **8QOHVVSHFLILHGRWKHUZLVHSRZHUVXSSOLHVDUHVKLSSHGZLWKMXPSHUV** **7DEXODWLRQVHQVLEO**

7KH6/6SRZHUVXSSOLHVVKLSSHGIURPWKHIDFWRU\ZLWKRXWWKHUHPRWHVHQVHMXPSHUVLQVWDOOHGEHWZHHQWKH287DQG6 WHUPLQDOVDQGWKH287DQG6WHUPLQDOV7KLVVWUDSSLQJRQQDWLRQDOORZWKHRXWSXWRIWKH6/6WREHWDNHQ IURPHLWKHUSDLURIWHUPLQDOV7KLVLVWKHVWDQGDUGFRQILJXUDWLRQ

The **remote sense** **IHDWXUHHQDEOHVWKHYROWDJHVHQVHWRSDVVDURXQGWKH287** DQG **WHUPLQDOVZLWKRXWUHPRYLQJWKHMXPSHUV293FLUFXLWV** OUT terminals. The OVP should **never** **EHFRQQHFWHGWRWKHVHQVHWHUPLQDOV** ,QDOOFDVHVLWLVFULWLFDOWRLQVWDOOFDEOH **RQO**.

Contact Technical Services at 1-800-377-4384 or tech@sola-hevi-duty.com with any questions.
Visit our website at www.solaheviduty.com

EGS Electrical Group SOLA/HEVI-DUTY

Serie SL - Lineales de Salida Sencilla & Múltiple Manual de la Instrucción
Modelos: SLS-12-051T, SLS-15-045T, SLS-24-036T, SLS-05-090-1T

EMERSON Industrial Automation

Características

- ‡7HUPLQDOHVGHFRQH[LóQFLOHVGHLQVWDODU
- • Tight regulation: 0.05% Line; 0.05% Load
- ‡/DVFDOLFDFLRQHVGHVDOLGDD&
- ‡293LQWHUQDGHPRGHORVGH9 RSFLRQDOHQRV PRGHORVGH9
- ‡)ROGEDFN&XUUHQW/LPLW3URWHFFLRQ7UD 6REUHFDUJDFRQWRPiWLFR5HFXSHUD
- • Multi-Tap AC Las Entradas
- • 100% Cuatro Hora Burn-in
- ‡6tUDVHFRQWDUD"**Términos y Condiciones, y Políticas y Procedimientos de Ventas**"
- ‡5HFRQRFLGRSRU8/
- ‡&HUWLFDGR&6$
- • Aprovado en CE
- ‡&HUWLFDGR&%

(VSHFLFDFLRQ

9ROWDMHVDOLFDFLRQHVVWDOH	
Número de Catálogo	Salida 1
SLS-12-051T	12 V / 5.1 A
SLS-15-045T	15 V / 4.5 A
SLS-24-036T	24 V / 3.6 A
SLS-05-090-1T	5 V / 9.0 A
5DQJRGH2SHUDFLRQH7HPSHUDWXUD	0 to +50ºC (Ajuste al 40% a +70ºC)
&RHFLHQWHGH7HPSHUDWXUD7tSLFR	+/- 0.01% / ºC
Estabilidad	HQWURGHRUDVGHVSXVGHOFDOHQWDPLHQWR
9LEUDFLRQ	HDFXHUGRFRQ/67&0pWRGR
Golpes	HDFXHUGRFRQ/67&0pWRGR
EMI/RFI	/DVIXHQWHVGHDOLPHQWDFLRQHDOHVWLHQHQRUHQWHPHQWHEDMRVQLYHOHVGH UXLGRFRQGXFLGRUDGLDGR3DUDODPDQRUtDGHODVDSOLFDFLRQHVHQ'LVWHPDVHVWDV FXPSOHQRQORVUHTXHULPLHQWRVGH)&&&ODVH%9(SDUD&ODVH%
Enfriamiento	HDLUHIRUDGR&)0UHTXHULGRVSDUDHOUDGRFRPSOHWRUHGHFXHQDDSDFLGDG QRUPDOGHOSDUDUHIUHVFDUVHGHODFRQYHFFLRQ
Entrada	
Voltaje de Entrada	9&VHOHFWDEOHHFHSW9&LV
)UHFXHQFLDGH(QWUDGD	47-63 Hz (7tSLFRHV]DSURGXFFLyQHHUDWHHQ]
Tiempo de Respuesta a Transientes	50 VHF HQDFDUDFDPELDSDUDSURGXFFLRQHVDORUDGDVXVWD$ 100 VHF HQDFDUDFDPELDSDUDSURGXFFLRQHVDORUDGDVREUH
)XQDORV5HTXLVLWRV	/DVXQGDGHVDVHIXHQWHUQPHQWH3DUDODRSHUDFLyQHXDHOXXULRGHEH SURSRUFLRQDUXIXVLEOHGHHQWUDGDGHOtQDFRPSRUDORUHVVHULQLWDEOD
Salida	
5HJXODFLyQGHOtQHD	SDUDFDPELRGH
5HJXODFLyQGHFDUJD	0.05% SDUDFDPELRGHO
Rizo	P9PiLPR3LFRD3LFR
Rango de Ajuste de CD de Salida	+/- 5% Mínimo
3URWHFFLyQH6REUHYROWDMH	7RGDVODVVDOLGDVGH9ROWLRO293LQWHUQDGHFRPRQRVWiQDUHODMXVWHHV 99293HVWiGLVSRQLEOHRSFLRQDOPHQWHHQWURVWLSRV
Presentir de telemando	5HJXODVHDOHVTXHPD7HUPLQDOGHO%ORTXHSDUDODSURGXFFLyQFRQUHVHQWLU de telemando.
3URWHFFLyQRWUD6REUHFDUJD	WRIROGEDFNDXWRPiWLFRGHOLPLWDFLyQHFRUULHQWH
Sensores Remotos	7RGDVQGDGHVLVWDURQWLHQHODFDSDFLGDGGHVHQVRUHVUHPRWRV

Entrada AC Conexiones (See Caja C)

Para el uso en:	Conecte	Aplique AC a:	El fusible primario	El fusible primario**
100 VAC	1-3, 2-4	1 & 5	1.6A / 125V	2A/125V
120 VAC*	1-3, 2-4	1 & 4	1.6A / 125V	2A/125V
220 VAC	2-3	1 & 5	0.8A / 250V	1A/250V
230 VAC	2-3	1 & 4	0.8A / 250V	1A/250V
240 VAC	2-3	1 & 4	0.8A / 250V	1A/250V

/DQRWD

**El fusible primario for SLS-24-036T

Dimensiones (pulg/mm)

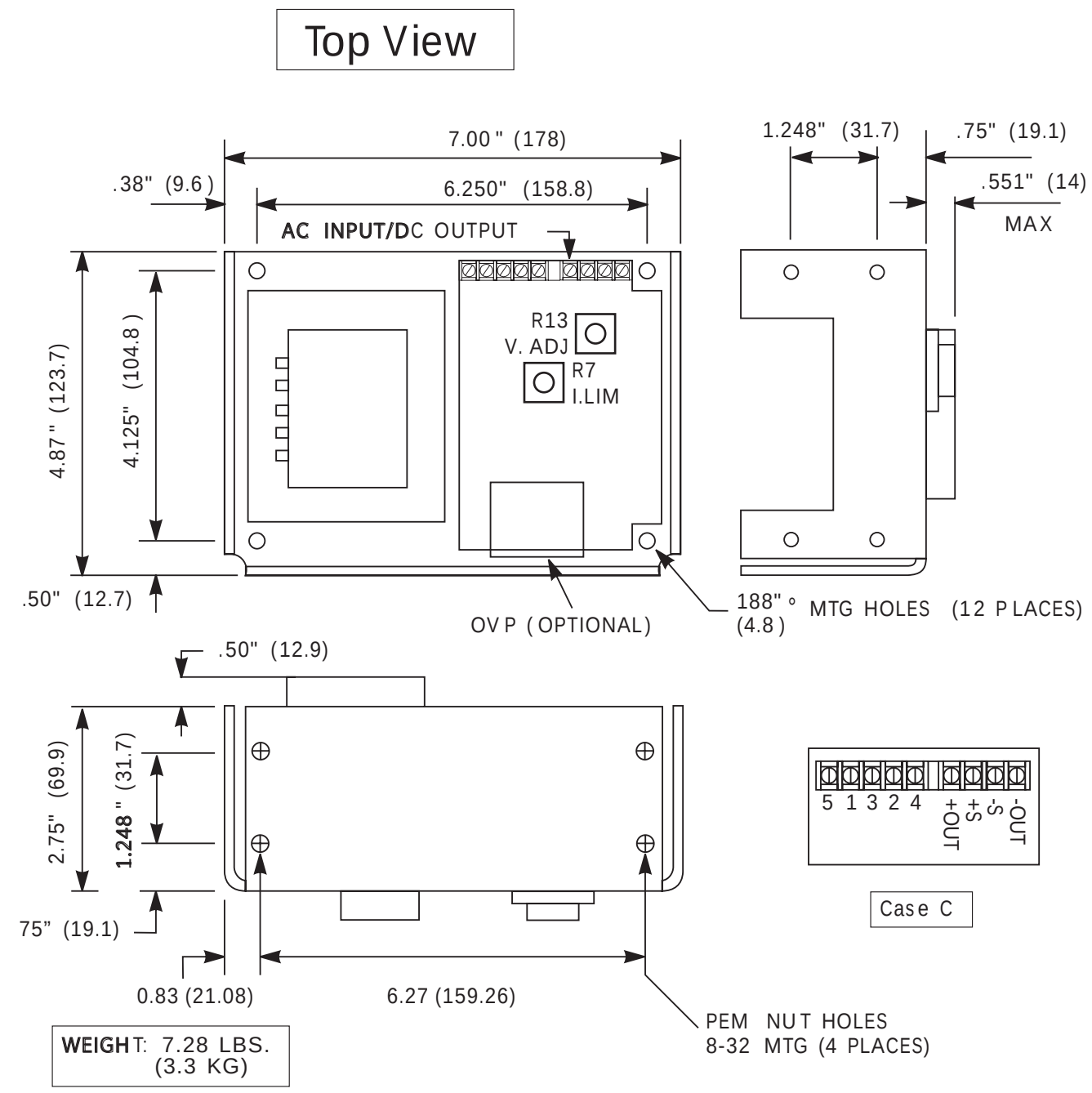

Caja C

/DV /DVPRV6/6SP

5,/0DVLGRMDGDHQDIDEULFDQVHGHEHDMXVWDUSRUOVXDULRV

La Nota de la aplicación: **/DVHQLDUHVRUDSDSRLRQDODEOHVSDUDFFLRQHVRVLQVWUXFRQVROD ODQWGDGLTXLDQDDVDPEOHD**

/DSODQWD6/6VHHQGHLEULFDFRQDQDVDPHWiOLFDVGHFRUWRFLUFXLWRFRQFWDGDVHQWUHORVWHUPLQDOHV 287VDOLGD6ORVWHUPLQDOHV2876(VWDFRQDFLQEDQDVSHULPHWHDVDOLGDGHGHOD 6/6GHVGHFDOLXHSDUDGHWHUPLQHVHVDFRQDFLQVWiUDIHQHVHQORUHPRWRVHFWLYD DOHWLDUODVDEDQDGHFRUWRFLUFXLWRFRQFWDUORVWHUPLQDOHVLQLYGHOHVGHVDOLGD2876FRQR SHUWLQHQWHVGHODFDUD6LVHVLWLODFLUFXLWR293GHEHUiFRQFWDUVHFRQRVWHUPLQDOHV287287 (OFLUFXLWR293QRGHEHFRQFWDUVHDFRQRVWHUPLQDOHV66VLQRVEDQDVGHFRUWRFLUFXLWR(QWRGRV ORVFDVRVHVHVHQLDODMXVWDUORVWRUQOORVGHOWHUPLQDOFUHPHQWH

Contacte los Servicios Técnicos en 1-847-268-6000 o tech@sola-hevi-duty.com con cualquiera preguntan.
Visite nuestro sitio web en www.solaheviduty. com

EGS Electrical Group SOLA/ HEVI-DUTY

Linear Open Frame DC Power Supplies Silver Line Instruction Manual

Models: SLS-05-030-1T, SLS-12-017T, SLS-24-012T

Features

- (DVLQ\WDOODWLRQZLWKWULSWHUPLQDO
- Adjustable output
- Tight regulation: 0.05% Line; 0.05% Load
- Full Output Ratings to +50°C
- Built in OVP on 5 Volt Outputs
- OVP Option for 12V, 15V and 24V
-)ROGEDFN&XUUHQW/LPLWLQJ2YHUORDG3URWHFWLRQZLWK $XWRPDWLF5HFRYHU\
- Multi-Tap AC Inputs
- 100% Four-Hour Burn-in
- 3OHDVHVHHEHQFORVHG"**Terms & Conditions and Sales & Policies & Procedures**"
- 8/5HFRJQL]HG
- &6$&HUWLILHG
- &(0DUNHG
- &%&HUWLILHG

6SHFLILFDWLRQV

Voltage/Current Ratings	
Model Number	Output
SLS-05-030-1T	5V/3.0A
SLS-12-017T	+12V/1.7A or +15V/1.5A
SLS-24-012T	+24V/1.2A
Operating Temperature Range	0 to +50°C (Derate to 40% at +70°C)
7HPSHUDWXUH&RHIILFLHQW7\SLFDO	+/- 0.01% / °C
6WDELOLW\	Within +/- 0.05% (24 hours after warm-up)
Vibration	Per MIL-STD-810C, Method 514
6KRFN	Per MIL-STD-810C, Method 516
EMI/RFI	/LQHDUSRZHUVXSSOLHVGRQRWJHQHUDWHORZOHYHOUDGLDWHGQRLVHOHYHOV)RUPRVWV\VWHPDSSOLFDWLRQVWKHVHSRZHUVXSSOLHVZLOOPHHWWKHUHTXLUHPHQWV RI)&&&ODVV%DQGRU&ODVV%HTXLSPHQWZLWKRXWDGGLWLRQDO QRLVHFRQWURO
Cooling	)RUFHGDLU&)0UHTXLUHGIRUIXOOUDWLQJ'HUDWHIRUFRQYHFWLRQFRROLQJ
,QSXW6SHFLILFDWLRQV	
Multi Input (all units)	8VHVHOHFWDEOHHFHSWXDOLV
)UHTXHQF\5DQJH	+]7\SLFDOLV+]HUDWHRXWSXWDW+]
Transient Response Time	VHFDWORDGFKDQJHVIRURXWSXWVUDWHGXSWR$ VHFDWORDGFKDQJHVIRURXWSXWVUDWHGDQGRYHU
)XVH5HTXLUHPHQWV	Units are *not* IXVHGDQGUHTXLUHSULPDU\ fuse as per values given in table.
2XWSXW6SHFLILFDWLRQV	
Line Regulation	IRUFKDQJH
Load Regulation	IRUFKDQJH
Ripple	P9PD[LPXPSHDNWRSHDN
DC Output Adjustment Range	+/- 5% minimum
2YHUYROWDJH3URWHFWLRQ	$OORXWSXWVLQFOXGHEXLOWLQ2936DVVWDQGDUGVHWWLQJV9 29LVRSWLRQDOO\DYDLODEOHRQWKHURXWSXWV
Remote Sensing	$OOXQLWVLQFOXGHGDUHUHPRWHVHQVLQJFDSDELOLW\
2YHUORDG3URWHFWLRQ	WRIROGEDFNFXUUHQWOLPLW

Installation

WHS	&KHFNLQSXWFRQQHFWLRQ
WHS	&RQQHFWLQSXWFRQQHFWLRQDVEHORZ
1RWH	6FDQWKHWDEOHLQFOXGHG

Input AC Connections (See Case A)

For use at	Connect	Apply AC to:	Primary Fuse	Primary Fuse
			SLS-05-030-1T	SLS-12-017T SLS-24-012T
100 VAC	1-3, 2-4	1 & 5	0.5A / 125V	1.0A / 125V
120 VAC*	1-3, 2-4	1 & 4	0.5A / 125V	1.0A / 125V
220 VAC	2-3	1 & 5	0.25A / 250V	0.5A / 250V
230 VAC	2-3	1 & 4	0.25A / 250V	0.5A / 250V
240 VAC	2-3	1 & 4	0.25A / 250V	0.5A / 250V

1RWHLVVKLSSHGIURPPDQXIDFWXUHU

Mechanical Dimensions: Inches (mm)

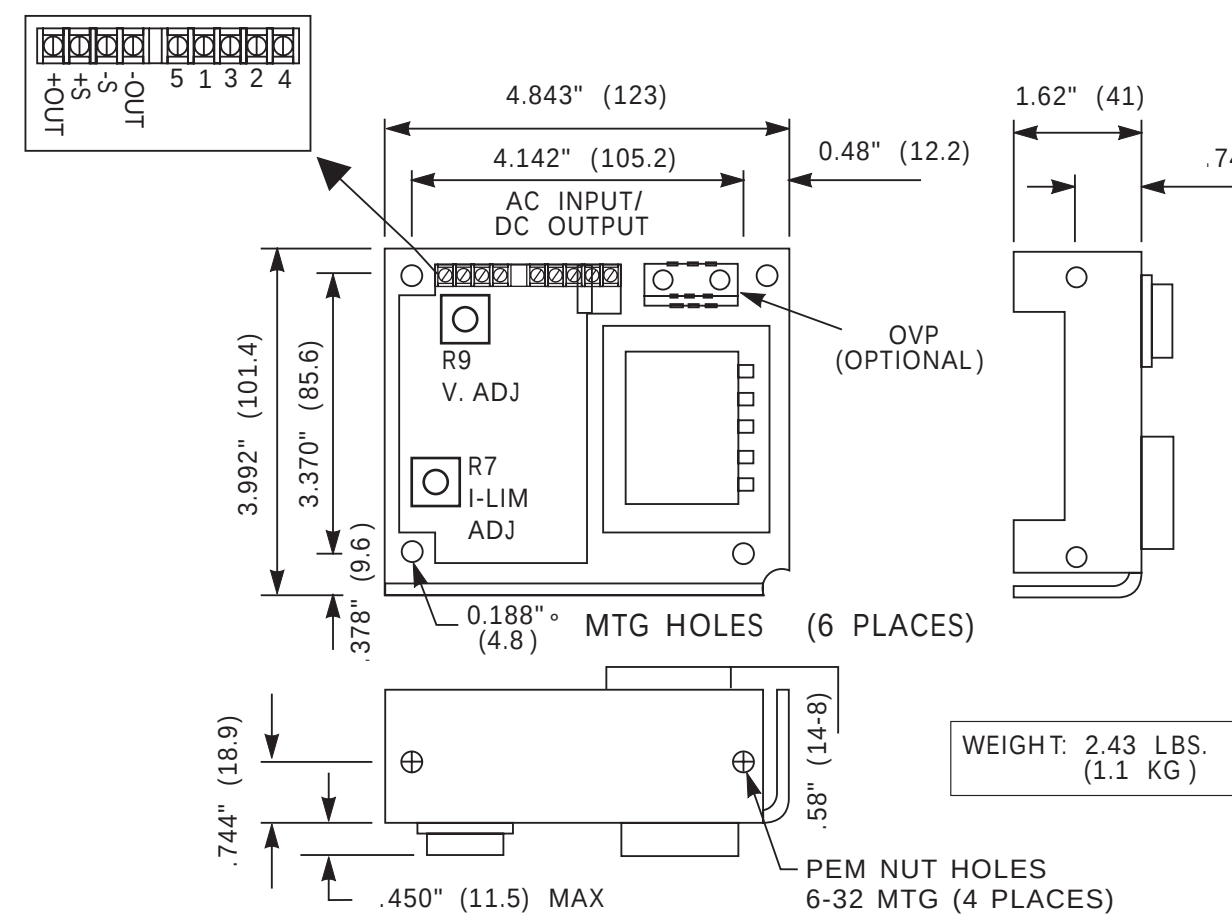

Case A

1RWH 7ULPSRWV&RQWURODEHOLQWXWLRQ

R7 I. LIM is factory set and should not be adjusted by users.

Application Note: 8VHWRSRZHUVXSSO\WKHDOORWV 7DEOHLQVLQ RQVFHOO\

7KH6/6SRZHUVXSSOLHVVKLSSHGIURPWKHIDFWRU\ZLWKRXWDOORXWLQJWUDSVFRQQHFWHGEHWZHHQ WKH287DQ6WHUPLQDOVDQGWKH287DQ6WHUPLQDOV7KLVVWUDSSLQJFRQQHFWLRQ DOORZVWKHRXWSXWRIWKH6/6WREHWDNHQIURPHLWKHUSDLURIWHUPLQDOVZLWKWKH VWDQGDUGFRQQHFWLRQ

The **remote sense** IHDWXUHDOORZVIRUWUDSVDQRWKHU LQYROO2XWWHUPLQDOVSRSSHGSLUDWLRQRIWRDOD9ROFKHLWXEVW VRXUFHFRQQHFWLRQV287DQGVHQVHWHUPLQDOV7KHVHVKRXOG **never** EHFRQQHFW WRWHUPLQDOVZLWKRXWWUDSVV,QDOOFDVHVLWVFULWLFDOWKDW WHUPLQDOVFDEOH SUROO\.

Contact Technical Services at 1-800-377-4384 or tech@sola-hevi-duty.com with any questions.
Visit our website at www.solaheviduty.com

EMERSON Industrial Automation

EGS Electrical Group SOLA/ HEVI-DUTY

Serie SL - Lineales de Salida Sencilla & Múltiple Manual de la Instrucción
Modelos: SLS-05-030-1T, SLS-12-017T, SLS-24-012T

EMERSON Industrial Automation

Características

- ‡7HUPLQDOHVGHFRQH[LyQFLOHVGHLQVWDODU
- • De salida ajustable
- • Tight regulation: 0.05% Line; 0.05% Load
- ‡/DVFDOLILFDFLRQHVGHVDOLGDD°C
- ‡29LQWHUQDGHPRGHORVGHRSFLRQDOHQRV PRGHORVGH9
- ‡)ROGEDFN&XUUHQW/LPLWLQJ3URWHFFLyQ\WUD 6REUHFDUJDFRQDXWRPiWLFR5HFXSHUD
- • Multi-Tap AC Las Entradas
- • 100% Cuatro Hora Burn-in
- ‡6tUYDVHFRQVXOWDU "**Términos y Condiciones, y Políticas y Procedimientos de Ventas**" adjunto.
- ‡5HFRQRFLGRSRU8/
- ‡&HUWLILFDGR&6$
- • Aprovado en CE
- ‡&HUWLILFDGR&%

(VSHFLILFDFLRQ

ROWDMHVDV&DOLILFDFLRQHVGH6DOLGD	
1PHURGH0RGHOR	Salida
SLS-05-030-1T	5V/3.0A
SLS-12-017T	+12V/1.7A or +15V/1.5A
SLS-24-012T	+24V/1.2A
5DQJRGH2SHUDFLyQGH Temperatura	0 to +50ºC (Ajuste al 40% a +70ºC)
&RHILFLHQWHGH7HPSHUDWXUD7tSLFR	+/- 0.01% / ºC
Estabilidad	HQWURGHKRUDVGHVSXpVGHOFDOHQWDPLHQWR
9LEUDFLyQ	HDFXHUGRFRQ/67&0pWRGR
Golpes	HDFXHUGRFRQ/67&0pWRGR
EMI/RFI	/DVIXHQWHVGHDOLPHQWDFLyQOLQHDOHVWLHQHQLQKHUHQWHPHQWHEDMRVQLYHOHVGHUXLGR FRQGXFLGRUDGLDGR3DUDDOPDFRUHVtQGHODVDSOLFDFLRQHVVHQVLWLYDVSXHGHQDFRSODUVH FRQRVUHTXHULPLHQWRVGH)&&&ODVH%\(1SDUD&ODVH%
Enfriamiento	HDLUHIUDGR&)0UHTXHULGRVSDUDHODUUDGRFRPSOHWRUHGXFHQDFDSDFLGDG QRUPDODGHOSDUDUHIUHVFDUVHGHODFRQYHFFLyQ
Entrada	
Voltaje de Entrada	9VHOHFWDEOHHFHSWXLV
)UHFXHQFLDGH(QWUDGD	47-63 Hz (7tSLFRHVSDUDSURGXFFLyQHHUDWHHQ]
Tiempo de Respuesta a Transientes	50 VHF HQDFDUJDFDPELDSDUDSURGXFFLyQHVYDORUDGDVXVWD$ VHFHQDFDUJDFDPELDSDUDSURGXFFLyQHVYDORUDGDVREUH
)XVLEOHV5HTXLVLWRV	/DVQGDGHVQRVHIXHQWHUQPHQWH3DUDODRSHUDFLyQHDHOXVXDULRGHEH SURSRUFLRQDUIXVLEOHGHHQWUDGDGHOtQHDFRPSRUWRYDORUHVVHULQLWDEOD
Salida	
5HJXODFLyQGH	**SDUDUDQJRPDQLOR**
5HJXODFLyQGHFDUJD	0.05% SDUDUDQJRPDQLRGHO
Rizo	P9SLFR3LFRD3LFR
Rango de Ajuste de CD de Salida	+/- 5% Mínimo
3URWHFFLyQGH6REUHYROWDMH	/DVVDOLGDVGHYROWLRVLQFOXLGH9LRSUDGRFRPRHVWiQGDUHODMXVWHHV9 99HVWiRSFLRQDOPHQWHGLVSRQLEOHHQWUDVVDOLGDV
3URWHFFLyQRQWUD6REUHFDUJD	WRIROGEDFNDXWRPiWLFRGHOLPLWDFLyQHFRUULHQWH
Sensores Remotos	7RGDVXQLGDGHVOLVWDURQWLHQHODFDSDFLGDGGHVHQVRUHVUHPRWRV

Instalación

pQJDVRVHFDODVFRQHFWRUHV/$

pQJDVR&RQHFWDODVXQLGDGHVSRVLEOHEDMR

/DQW **6VHSXHGHQWDEORFDUHQFDUDD9** DMXVWDQFR59

Entrada AC Conexiones (See Caja A)

Para el uso en:	Conecte	Aplique AC a:	El fusible primario	El fusible primario
			SLS-05-030-1T	SLS-12-017T SLS-24-012T
100 VAC	1-3, 2-4	1 & 5	0.5A / 125V	1.0A / 125V
120 VAC*	1-3, 2-4	1 & 4	0.5A / 125V	1.0A / 125V
220 VAC	2-3	1 & 5	0.25A / 250V	0.5A / 250V
230 VAC	2-3	1 & 4	0.25A / 250V	0.5A / 250V
240 VAC	2-3	1 & 4	0.25A / 250V	0.5A / 250V

/DQWD/DQGDGVHHQSDUDODHQWUDGD9GHODIiEULFD

Dimensiones (pulg/mm)

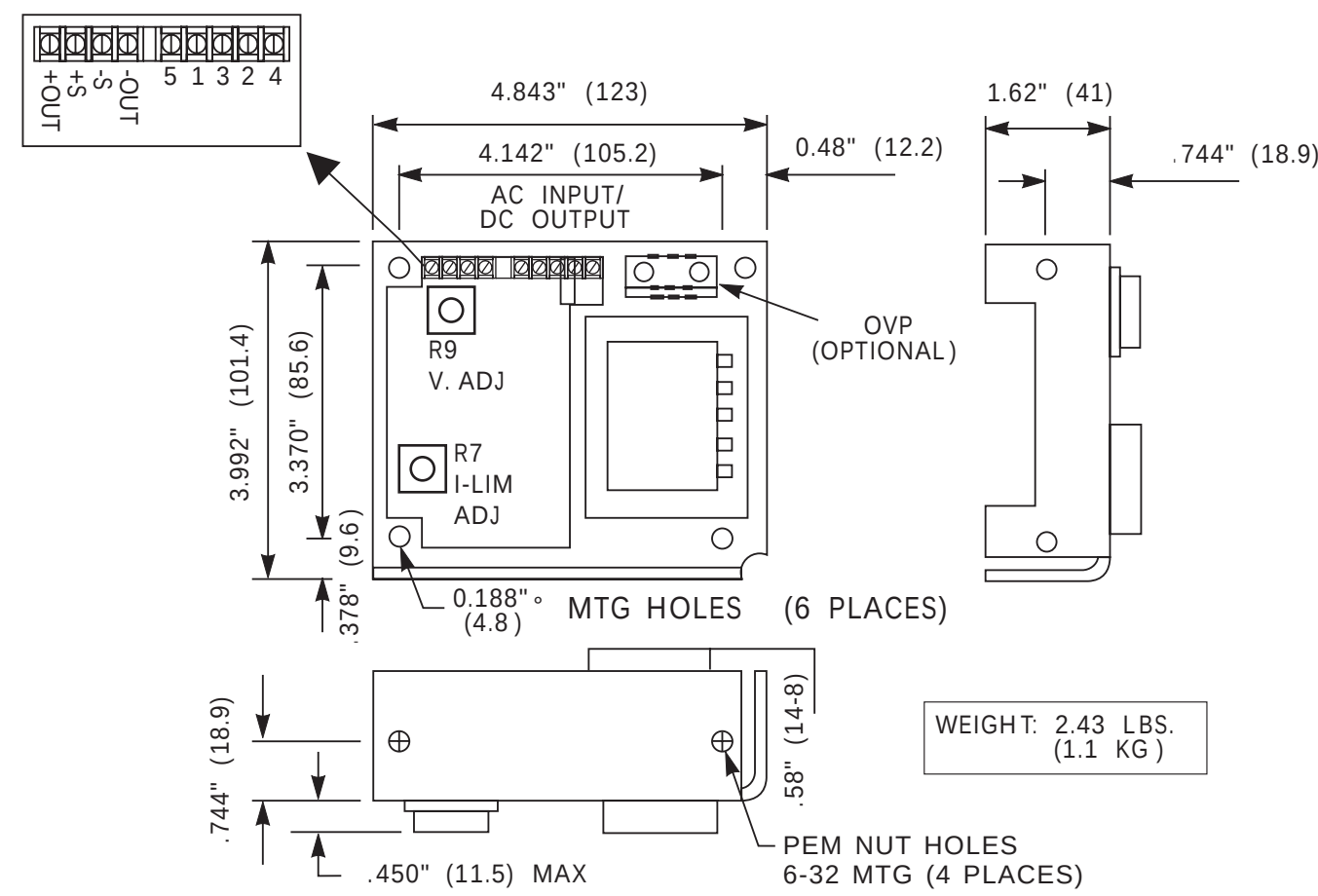

Caja A

/DQW **/DVDOLGD&RQVPRQRVGH6DOLGDMXVWDGFRQ59** 5,/,0HVLGRMDGDHQDIDEULFDQHVGHEHDMXVWDUSRUOVXXULRV

La Nota de la aplicación: **/DVDOLGDVGHVXUDQDSRUFLRQDUSHVRSDUDFDFLRQDOHVPRQWVW FRQVROGHSDUDOD(QWUDGDSDUDODPEOHQ**

/DSODQWD6/6VHHQGHIiEULFDFRQDQDVPHWiOLFDVGHFRUWRFLUFXLWRFRQHFWDGDVHQ ORVWHUPLQDOHV287VDOLGD6ORVWHUPLQDOHV2876(VWDFRQILJXUDFLyQ GHEHQDVSHUPLWHODVDOLGDGHVGHOD6/6GHVGHFXDOTXLHUSDUDGHWHUPLQDOHVFRQ FRQILJXUDFLyQVWiQGDU/DILJXUDRVHVWRUUHPRWRVDOUHLWDUODVFRQHFWDGDVDQGH FRUWRFLUFXLWRFRQHFWDUORVWHUPLQDOHVLQLQGLYLGXDOHVGHVDOLGD287FRQSRVLWLYRV SHUWLQHQWHVGHODFDUJD6LVHXWLOL]DFLUFXLWR29GHEHUiFRQHFWDUVHFRQVWHUPLQDOHV 28728(OFLUFXLWR29RGHEHFRQHFWDUVHFXDFRQVWHUPLQDOHV6 6VLQDVEDQDVGHFRUWRFLUFXLWR(VWRGRVORVFDVRVHVVHEDLDMXVWDUORVWRUQR WHUPLQDOHVILUPHPHQWH

P/N A272-022
Rev. 4 (August 16, 2007)

Contacte los Servicios Técnicos en 1-847-268-6000 o tech@sola-hevi-duty.com con cualquiera preguntan.
Visite nuestro sitio web en www.solaheviduty. com

Linear Open Frame DC Power Supplies
Silver Line Instruction Manual
Models: SLS-05-060-1T, SLS-12-034T, SLS-24-024T

Features

- (DVLLWDOODWLRQWWULSWHUPLDO
- Tight regulation: 0.05% Line; 0.05% Load
- Full Output Ratings to +50°C
- Built in OVP on 5 Volt Outputs
- OVP Option for 12V and 24V
-)ROGEDFN&UUHW/LPLWDWLRQ2PUORDG3URWHFWLRQW WRPDWLF5HFRYHU
- Multi-Tap AC Inputs
- 100% Four-Hour Burn-in
- 3OHDVHVHHHFORVHG**Terms & Conditions and Sales & Policies & Procedures**”
- 8/5HFRUHG
- &6&HUWLHG
- &(0DUNHG
- &%&HUWLHG

*HHUDO6SHFLFDWLRV

Voltage/Current Ratings	
Model Number	Output
SLS-05-060-1T	+5V / 6.0 A
SLS-12-034-T	+12V / 3.4 A
SLS-24-024-T	+24V / 2.4 A
Operating Temperature Range	0 to +50°C (Derate to 40% at +70°C)
7HPSHUDWUH&RHIFLHWW7SLFDO	+/- 0.01% / °C
6WDELOLW	Within +/- 0.05% (24 hours after warm-up)
Vibration	Per MIL-STD-810C, Method 514
6RFN	Per MIL-STD-810C, Method 516
EMI/RFI	/LHDUSRHUVSSOLHVDWLHUWOORFRGFWHGDGUDGLDWHGRLVHOHWOV)RUPRVWVWWHPDSSOLFDWLRVWHVHSRHUVSSOLHVLOOPHHWWHUHTLUHPHWV RI&&&ODVV%DGHRU&ODVV%HTLSPHWLWRWDGGLWLRDO RLVHOWHULW
Cooling	)RUFHGDLU&)0UHTLUHGIRUOOUDWLHUDWHRUFRWFWLRFRROL
,SW6SHFLFDWLRV	
Multi Input (all units)	8VHOHFWDEOHHFHSW&LV
)UHTHF5DH	H7SLFDOVHHUDWHRWSWDWH
Transient Response Time	VHFDWORDGFDHVIRURWSWVUDWHGSWR
)VH5HTLUHPHWV	Units are *not* VHOI&RUUHVSUR fuse as per values given in table.
2WSW6SHFLFDWLRV	
Line Regulation	IRUFDH
Load Regulation	IRUFDH
Ripple	H9DLPPSHDNWRSHDN
DC Output Adjustment Range	+/- 5% minimum
2WUROWDH3URWHFWLR	OORRWRWSWVLFOGHELOWL29DVVWDGDUGVHWWLW9 29LVRSWLRDOODWLODEOHRRWHURWSWV
Remote Sensing	OOLWVOLVWHGDWUHPRWHVHVLHDSDELOLW
2WUORDG3URWHFWLR	WRIROGEDFNFUUHWOLPLW

Input AC Connections (See Case B)

For use at	Connect	Apply AC to:	Primary Fuse (SLS-05-0601T) (SLS-12-034T) (SLS-24-024T)
100 VAC	1-3, 2-4	1 & 5	1.6A / 125V
120 VAC*	1-3, 2-4	1 & 4	1.6A / 125V
220 VAC	2-3	1 & 5	0.8A / 250V
230 VAC	2-3	1 & 4	0.8A / 250V
240 VAC	2-3	1 & 4	0.8A / 250V

1RWH8LWLVVLSSHGIRUHSWURPDFWRU

Mechanical Dimensions: inches (mm)

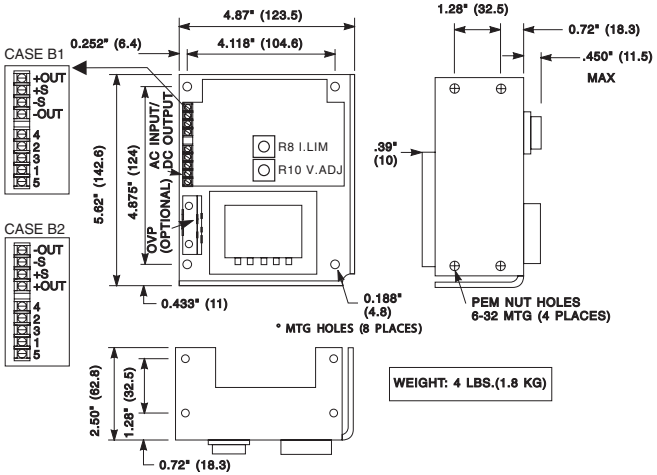

Case B

*Use **Case B1** Output Configuration for SLS-05-060-1T and SLS-12-034T.*
*Use **Case B2** Output Configuration for SLS-24-024T.*

1R 7RSW
R8 I. LIM is factory set and should not be adjusted by users.

Application Note: 8VHRSWLRQDOOHDGVRUVSSOLHVRU [illegible] 7HUPLQDWH
DWVRHEO

7H6/6SRHUVSSOLVVLSSHGIURPWHIDFWRULWPHWDOVRUWLWWUDVSRHFWHGEHWHH
WH287DG6WHUPLDOVDGWH287DG6WHUPLDOVTLVWWUDSSLEHRIDWLR
DOORVWHRWSWRIWH6/6WREHWDNHIURPHLWHUSDLURIWHUPLDOVWH
VWDGDUGFRIDWLR

The **remote sense** [illegible] **never** [illegible]

Serie SL - Lineales de Salida Sencilla & Múltiple Manual de la Instrucción

Modelos: SLS-05-060-1T, SLS-12-034T, SLS-24-024T

Características

- 7HUPLDOHVGHFRHLGHFLOHVGHLVWDODU
- Tight regulation: 0.05% Line; 0.05% Load
- /DVFDOLFDFLRHVGHVDOLGDDC
- 29LWHUJDGDHPRGHORVGHRSFLRDOHORV PRGHORVGHO
-)RGEDFN&UUHW/LPLW&UURWHFFLRQRWUD 6REUHFDUDFRWRPiWLFRSHFSHUD
- Multi-Tap AC Las Entradas
- 100% Cuatro Hora Burn-in
- 6tUDVHFRVOWDUW **Términos y Condiciones, y Políticas y Procedimientos de Ventas**"
- 5HFRRFLGRSRU8/
- &HUWLFDGR&6
- Aprovado en CE
- &HUWLFDGR&%

(VSHFLFDFLRQ

ROWHFFLRQ&DOLFDFLRQHFWUDO	
Número de Catálogo	Salida
SLS-05-060-1T	+5V / 6.0 A
SLS-12-034-T	+12V / 3.4 A
SLS-24-024-T	+24V / 2.4 A
5DRGH2SHUDFLRQ7HPSHUDWUD	0 to +50°C (Ajuste al 40% a +70°C)
&RHFLHWHGH7HPSHUDWUD7tSLFR	+/- 0.01% / °C
Estabilidad	HWURGHRUDVGHVSpVGHOHFDOHWDPLHWR
EUDFLy	HDFHUGREFR0/67&0pWRGR
Golpes	HDFHUGREFR0/67&0pWRGR
EMI/RFI	/DVHWHVGHDOLPHWDFLQLHDOHVWLHHLHUHWHPHWHEDMRVLMOHVGH ULGREFRGFLGRUDGLDGR3DUDODPDRUtDGHODVDSOLFDFLRHVHVLVWHPDVHVWDV FPSOHFRORVUHTHULPLHWRVGH)&&&ODVH%&SDUD&ODVH%
Enfriamiento	HDLUHIRUDGR&)0UHTHULGRVSDUDHOUDGREFRPSOHWRUHGFHODFDSDFLGDG RUPDOGHOSDUDUHIUHVFDUVHGHODFRYHFFLy
Entrada	
Voltaje de Entrada	8VHOHFWDEOHHFHSW8LV
)UHFHFLDGH(WUDGD	47-63 Hz (7tSLFRHWDSURGFFLGHHUDWHHH
Tiempo de Respuesta a Transientes	50 VHF HODFDUDFDPELDSDUDSURGFFLRHVPORUDGDVDVWD
)GDORV5HTLVLWRV	/DVLGGHVRVHIGHLWHUDPHWH3DUDODRSHUDFLyHUDHOVDULRGHEH SURSRUFLRDUVLEOHGHHWUDGDGHOtHDFRPRSRUPORUHVVHULGLyWDEOD
Salida	
5HDFLyHE	SDDFDPELRO
5HDFLyHDFDD	0.05% SDUDFDPELRGHO
Rizo	PLPR3LFRD3LFR
Rango de Ajuste de CD de Salida	+/- 5% Mínimo
3URWHFFLGH6REUHR7RWDMH	7RGDVDVVDOLGDVGHRWLFHO29LWHUJDGDFRPRHVWiGDUHODMVWHHV 29HVWiGLVSRLEOHRSFLRDOPHWHHRWURVWLSRV
Presentir de telemando	5HpUDVHDOHVTHPD7HUPLDOGHO%ORTHSDUDODSURGFFLyHFRSUHVHWLU de telemando.
3URWHFFLyRWUD6REUHFDUD	WRRROGEDFNDWRPiWLFRGHOPLWDFLGHFRUULHWH

Contacte los Servicios Técnicos en 1-847-268-6000 o tech@sola-hevi-duty.com con cualquiera preguntan.
Visite nuestro sitio web en www.solaheviduty. com

Entrada AC Conexiones (See Caja B)

Para el uso en:	Conecte	Aplique AC a:	El fusible primario (SLS-05-0601T) (SLS-12-034T) (SLS-24-024T)
100 VAC	1-3, 2-4	1 & 5	1.6A / 125V
120 VAC*	1-3, 2-4	1 & 4	1.6A / 125V
220 VAC	2-3	1 & 5	0.8A / 250V
230 VAC	2-3	1 & 4	0.8A / 250V
240 VAC	2-3	1 & 4	0.8A / 250V

La nota La unidad se envia para la entrada 120 de la f rica.

Dimensiones (pulg/mm)

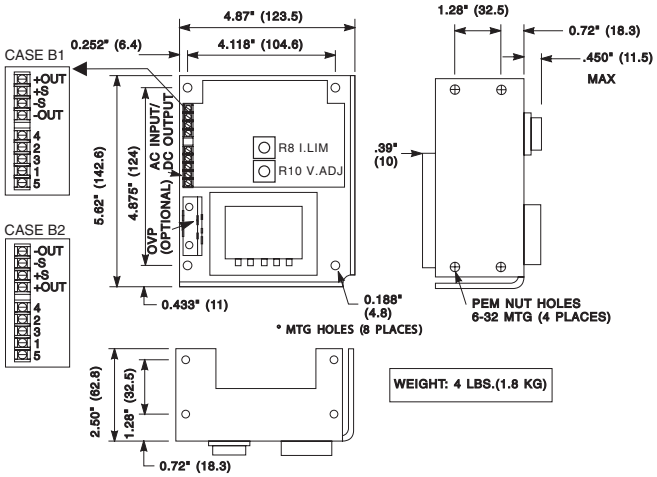

Caja B

*Utilice la configuración de salida del caso **B1** para SLS-05-060-1T y SLS-12-034T.*
*Utilice la configuración de salida del caso **B2** para SLS-24-024T.*

La nota La salida C de los modelos SLS puede ser a ustada con el R10 . A
5LQDVLGRMDGDHODIDEULFDFRHVHGHEHDMVWDUSRUORVVDULRV

La Nota de la aplicación: /DVHHLOOHVDUURDSSSRHLRDODWHHVHRSDDDFFLRDHVPLLVW
FRRVROOOTDOD(WWRWOLDDDHDDVDPEOHH

/DSODWD6/6VHHVDGHHEULFDFRHDGDVPHWiOLFDVGHFRUWRFLUFLWRFRHFWDGDVHW
ORVWHUPLDOHV287VDOLGD6ORVWHUPLDOHV2876(VWDFRUUDFLy
GHEDGDVSHUPLWHODVDOLGDGHVGHOD6/6GHVGHEDOTLHUSDUDHWHUPLDOHVHVOD
FRUUDFLyHVWiGDUDIEL3HVHVRUUHPRWRVHDFWLDDOUHWLUDUODVEDGDVGH
FRUWRFLUFLWRFRHFWDUORVWHUPLDOHVLGLYGDOHVGHVDOLGD2876FRORVSWRV
SHUWLHWHVGHODFDUD6LVHWLOLDFLUFLWR29GHEHUiFRHFWDUVHFRORVWHUPLDOH
287287(DFLUFLWR29RGHEHFRHFWDUVHEFRORVWHUPLDOHV6
6VLODVEDGDVGHFRUWRFLUFLWR(WRGRVORVEDVRVHVHVHFLDDMVWDUORVWRULO
WHUPLDOUPHPHWH

P/N A272-023
Rev. 3 (August 16, 2007)

Contacte los Servicios Técnicos en 1-847-268-6000 o tech@sola-hevi-duty.com con cualquiera preguntan.
Visite nuestro sitio web en www.solaheviduty. com

Linear Open Frame DC Power Supplies
Silver Line Instruction Manual
Models: SLS-12-051T, SLS-15-045T, SLS-24-036T, SLS-05-090-1T

Features

- Easy installation with strip terminal
- Tight regulation: 0.05% Line; 0.05% Load
- Full Output Ratings to +50°C
- Built in OVP on 5 Volt Outputs
- OVP Option for 12V, 15V and 24V
- Foldback Current Limiting Overload Protection with Automatic Recovery
- Multi-Tap AC Inputs
- 100% Four-Hour Burn-in
- Limited Warranty for two years
- UL Recognized
- &6 &HUWLIHG
- CE Marked
- &%&HUWLIHG

*HHUDO6SHFLFDWLRV

Voltage/Current Ratings	
Model Numbers	Output
SLS-12-051T	12 V / 5.1 A
SLS-15-045T	15 V / 4.5 A
SLS-24-036T	24 V / 3.6 A
SLS-05-090-1T	5 V / 9.0 A
Operating Temperature Range	0 to +50°C (Derate to 40% at +70°C)
7HPSHUDWUH&RHIILFLHWW7SLFDO	+/- 0.01% / °C
Stability	Within +/- 0.05% (24 hours after warm-up)
Vibration	Per MIL-STD-810C, Method 514
Shock	Per MIL-STD-810C, Method 516
EMI/RFI	Linear power supplies have inherently low conducted and radiated noise levels. For most system applications, these power supplies will meet the requirements of FCC Class "B" and VDE 0871 for Class "B" equipment without additional RLVHOWHUL
Cooling	Forced air. 20 CFM required for full rating Derate 30% for convection cooling.
;SW6SHFLFDWLRV	
Multi Input (all units)	100/120/220/230/240 VAC selectable +/- 10% except 230 VAC is +15%, -6%
Frequency Range	47-63 Hz (Typical is 60 Hz. Derate output 10% at 50 Hz)
Transient Response Time	50 µ at 50% load changes for outputs rated up to 6A 100 µ at 50% load changes for outputs rated 6A and over.
Fuse Requirements	Units are *not* fused internally. For safe operation, user must provide input line fuse as per values given in table.
2WSW6SHFLFDWLRV	
Line Regulation	0.05% for +/- 10% change
Load Regulation	0.05% for 50% change
Ripple	3.0 mV maximum peak-to-peak
DC Output Adjustment Range	+/- 5% minimum (Check **Voltage & Current ADJ Placement Diagrams**)
Overvoltage Protection	All 5 volt outputs include built-in OVP as standard (setting is 6.2 V +/- 0.4 V). OVP is optionally available on other outputs.
Remote Sensing	All units listed have remote sensing capability.
Overload Protection	125 to 150% foldback current limit

Input AC Connections (See Case C)

For use at	Connect	Apply AC to:	Primary Fuse	Primary Fuse**
100 VAC	1-3, 2-4	1 & 5	1.6A / 125V	2A/125V
120 VAC*	1-3, 2-4	1 & 4	1.6A / 125V	2A/125V
220 VAC	2-3	1 & 5	0.8A / 250V	1A/250V
230 VAC	2-3	1 & 4	0.8A / 250V	1A/250V
240 VAC	2-3	1 & 4	0.8A / 250V	1A/250V

*Note: Unit is shipped for 120V input from factory.

**Primary Fuse for SLS-24-036T

Mechanical Dimensions: Inches (mm)

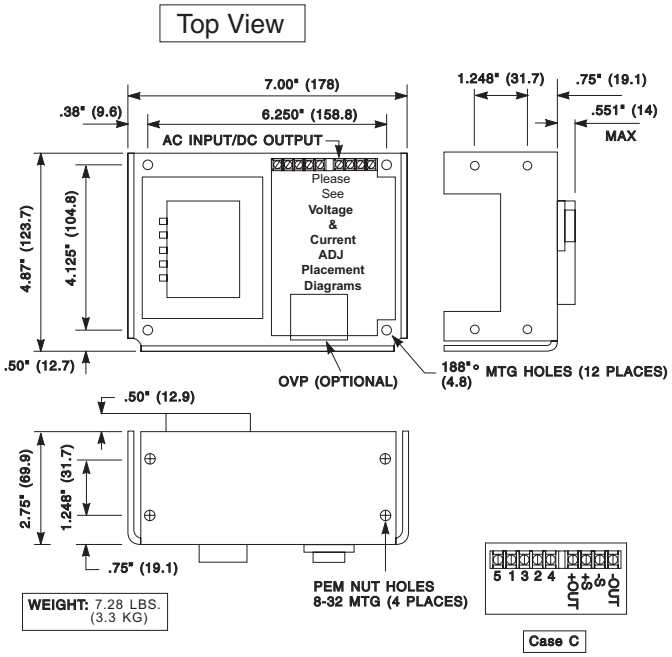

Case C

Note: The DC output can be adjusted with V. ADJ.
I. LIM is factory set on all models and should not be adjusted by users.

Voltage & Current ADJ Placement Diagrams

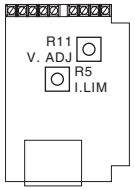

SLS-12-051T
SLS-24-036T

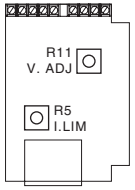

SLS-15-045T

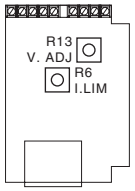

SLS-05-090-1T

Application Note: User needs to provide earth ground to power supply with either solder to Tab or using washer and nut assembly.

The SLS power supply is shipped from the factory with metal shorting straps connected between the + OUT and + S WHUPLDOVDGWH267 DGG6WHUPLDOV 7LVVWUDSSLQJFRQUDWLRDOORVWHRWSWRIWH6/6WREHWDNH IURPHLWHUSDLUIWHUPLQDOVWWHVWDGUGFRQUDWLR

The **remote sense** feature is enabled by removing the shorting straps and connecting the individual OUT and S terminals to the appropriate points of the load. If an OVP circuit is used it should be connected to the + OUT and (-) OUT terminals. The OVP should **never** be connected to the + S, - S terminals without the use of the shorting straps. In all cases it is critical that the terminal screws be UPOWLJWHG.

Contact Technical Services at 1-800-377-4384 or tech@sola-hevi-duty.com with any questions.
Visit our website at www.solaheviduty.com

EGS Electrical Group — SOLA/ HEVI-DUTY

Serie SL - Lineales de Salida Sencilla & Múltiple Manual de la Instrucción

Modelos: SLS-12-051T, SLS-15-045T, SLS-24-036T, SLS-05-090-1T

Características

- Terminales de conexión fáciles de instalar.
- Tight regulation: 0.05% Line; 0.05% Load
- OVP integrada en modelos de 5 V y opcional en los modelos de 12, 15 y 24 V.
- Foldback Current Limiting Protección contra Sobrecarga con Automático Recupera
- Multi-Tap AC Las Entradas
- 100% Cuatro Hora Burn-in
- Dos años de garantía.
- Reconocido por UL
- Aprovado en CE

(VSHFLILFDFLRQHV

9RO WMHV &DOLILFDFLRQHV &RQWLQXDF	
Número de Catálogo	Salida 1
SLS-12-051T	12 V / 5.1 A
SLS-15-045T	15 V / 4.5 A
SLS-24-036T	24 V / 3.6 A
SLS-05-090-1T	5 V / 9.0 A
Rango de Operación de Temperatura	0 to +50ºC (Ajuste al 40% a +70ºC)
&RHFLHWHGH7HPSHUDWUDZLSLFR	+/- 0.01% / ºC
Estabilidad	Dentro de +/- 0.05% (24 horas después del calentamiento)
Vibración	De acuerdo con MIL-STD-810C, Método 514
Golpes	De acuerdo con MIL-STD-810C, Método 516
EMI/RFI	Las fuentes de alimentación lineales tienen inherentemente bajos niveles de ruido conducido y radiado. Para la mayoría de las aplicaciones en sistemas estas cumplen con los requerimientos de FCC Clase B y VDE 0871 para Clase B.
Enfriamiento	De aire forzado. 20 CFM requeridos para el grado completo reducen la capacidad normal del 30% para refrescarse de la convección.
Entrada	
Voltaje de Entrada	100/120/220/230/240 VAC selectable +/- 10% except 230 VAC is +15%, -6%
Frecuencia de Entrada	47-63 Hz (Típico es 60 Hz. La producción de Derate 10% en 50 Hz)
Tiempo de Respuesta a Transientes	50 µ en 50% la carga cambia para producciones valoradas hasta 6A. 100 µ en 50% la carga cambia para producciones valoradas 6A y sobre.
Funda los Requisitos	Las unidades no se funden internamente. Para la operación segura, el usuario debe proporcionar fusible de entrada de línea como por valores se rindió tabla.
Salida	
Regulación de Línea	0.05% para un cambio del 10%
Regulación de la carga	0.05% para un cambio del 50%
Rizo	3.0 mV máximo Pico-a-Pico
Rango de Ajuste de CD de Salida	+/- 5% Mínimo (Check **Voltage & Current ADJ Placement Diagrams**)
Protección de Sobrevoltaje	Todas las salidas de 5-Volt incluyen OVP integrada como un estándar (el ajuste es 6.2 V ±0.4 V) OVP está disponible opcionalmente en otros tipos
Presentir de telemando	5HpDUVHDOHVTHPDTHUPLDOGHO%ORTHSDUDODSURGFFLyWHRSUHVHWLU de telemando.
Protección contra Sobrecarga	125 to 150% foldback automático de limitación de corriente
Sensores Remotos	Todas unidades listaron tiene la capacidad de sensores remotos.

Entrada AC Conexiones (See Caja C)

Para el uso en:	Conecte	Aplique AC a:	El fusible primario	El fusible primario**
100 VAC	1-3, 2-4	1 & 5	1.6A / 125V	2A/125V
120 VAC*	1-3, 2-4	1 & 4	1.6A / 125V	2A/125V
220 VAC	2-3	1 & 5	0.8A / 250V	1A/250V
230 VAC	2-3	1 & 4	0.8A / 250V	1A/250V
240 VAC	2-3	1 & 4	0.8A / 250V	1A/250V

* La nota: La unidad se envía para la entrada 120V de la fábrica.

**El fusible primario for SLS-24-036T

Dimensiones (pulg/mm)

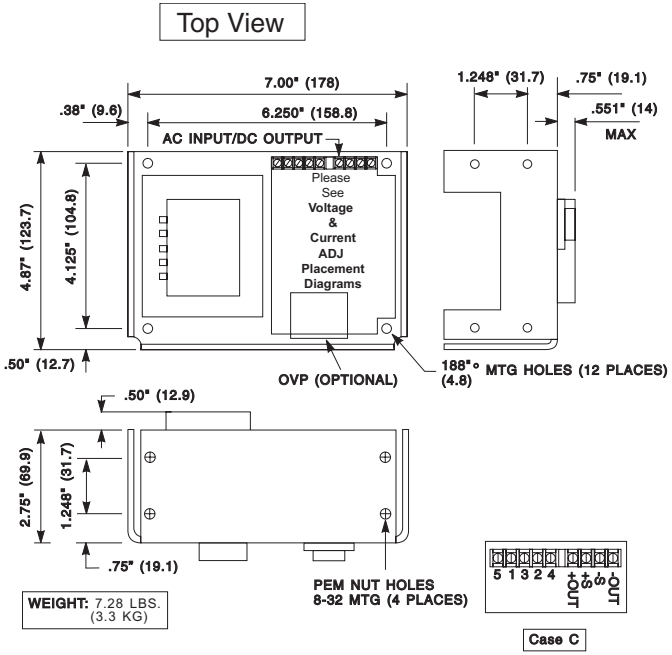

Caja C

La nota: La salida de la C.C. se puede ajustar con el ajuste del V. ADJ.

Voltage & Current ADJ Placement Diagrams

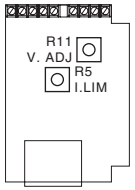

SLS-12-051T

SLS-24-036T

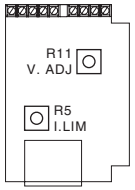

SLS-15-045T

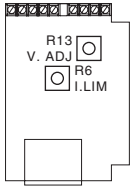

SLS-05-090-1T

La Nota de la aplicación: Las necesidades de Usuario a proporcionar la tierra el suelo para accionar el suministro con o soldadura qa la Etiqueta o utilizar arandela y asamblea de nuez.

La planta SLS se envía de fábrica con bandas metálicas de cortocircuito conectadas entre los terminales 287 VDOLGDG6ORVWHUPLDOHV287 6QVWDFRJUDFLyGHEGDVSHUPLWHODVDOGDGHVGHOD 6/6GHVGHEDOTLHUSDUDWHUPLDOHVHVODFRJUDFLyGHVHVRUUHPRWRVHDFWLW al retirar las bandas de cortocircuito y conectar los terminales individuales de salida (OUT) y S con los puntos pertinentes de la carga. Si se utiliza un circuito OVP, deberá conectarse con los terminales + OUT y (-) OUT. El circuito OVP no debe conectarse nunca con los terminales + S, - S sin las bandas de cortocircuito. En todos ORVEDVRVHVHVHLDODMVWDUORVWRULOORVGHOWHUPLDOUPHPHWH

P/N A272-005
Rev. 3 (April 20, 2006)

Contacte los Servicios Técnicos en 1-847-268-6000 o tech@sola-hevi-duty.com con cualquiera preguntan.
Visite nuestro sitio web en www.solaheviduty. com

Linear Open Frame DC Power Supplies
Silver Line Instruction Manual
Models: SLS-05-120-1T, SLS-12-068T, SLS-15-060T, SLS-24-048T

Features

- ‡ (DVLLQWDOODWLRQZWKWULSWHUPLQO
- Tight regulation: 0.05% Line; 0.05% Load
- Full Output Ratings to +50°C
- Built in OVP on 5 Volt Outputs
- OVP Option for 12V, 15V and 24V
- ‡)ROGEDFN&XUHQW/LPLWLQJ&LUUORDG3URWHFWLRQ WKURXJKXWRPDWLF5HFRYHU\
- Multi-Tap AC Inputs
- 100% Four-Hour Burn-in
- ‡ 3OHDVHVHHHQORVHG**Terms & Conditions and Sales & Policies & Procedures**”
- ‡ 8/5HFRQ]HG
- ‡ &&&6&HUWLI]HG
- ‡ &(0DUNHG
- ‡ &%&HUWLI]HG

*HQHUDO6SHFLILFDWLRQ

Voltage/Current Ratings		
Model Numbers	Output (Volts)	Output (Amps)
SLS-05-120-1T	5	12.0
SLS-12-068T	12	6.8
SLS-15-060T	15	6.0
SLS-24-048T	24	4.8
Operating Temperature Range	0 to +50°C (Derate to 40% at +70°C)	
7HPSHUDWXUH&RHIILFLHQW7SLFDO	+/- 0.01% / °C	
6WDELOLW\	Within +/- 0.05% (24 hours after warm-up)	
Vibration	Per MIL-STD-810C, Method 514	
6RFN	Per MIL-STD-810C, Method 516	
EMI/RFI	/LQHDUSRZHUVXSSOLHVDOLQHQWOOORZFRQFWHGDQUDGLDWHGQLVHOHMCV)RUPRVWVVWHPDSSOLFDWLRQWKHVHSRZHUVXSSOLHVZOOPHHWWKHUHUHPHQVV RI)&&&ODVV%DQ9RU&ODVV%HTXSPHQWZWRXWDGGLWLRQO QLVHQWHULQ	
Cooling	)RUFHGDLU&)0UHTXUHGIRUIXOOUDWLQ8UDWHIRUFRQFWLRQRROL	
,QXW6SHFLFDWLRQ		
Multi Input (all units)	8VHOHFWDEOHH[FHSW8LV	
)UHTXHQ5DQ	+7SLFDOV+]HUDHRWXSXWDW+]	
Transient Response Time	VHFDWORDGFRQ9IRUXWSXWVUDWHGXWR$ VHFDWORDGFRQ9IRUXWSXWVUDWHGDQRMU	
)XH5HTXUHPHQVV	Units are *not* [illegible] fuse as per values given in table.	
2XWSXW6SHFLFDWLRQ		
Line Regulation	IRUFRQ	
Load Regulation	IRUFRQ	
Ripple	P9PD[LPXRSHDNWRSHDN	
DC Output Adjustment Range	+/- 5% minimum	
2YHUURROWDH3URWHFWLRQ	6DOXRROWRXWSXWVLQXRHLXOWL29VWDQDUGVHWWLQVV99 LVRSWLRQOODVODEOHRQWKURXWSXWV	
Remote Sensing	6DOQWVXRXUHPRWHVHQLQDSDELOLW\	
2YHUORDG3URWHFWLRQ	WRIROGEDFNFXUHQVOLPLW	

Input AC Connections (See Case I2)

For use at	Connect	Apply AC to:	Primary Fuse SLS-05-120-1T	Primary Fuse SLS-15-060T SLS-12-068T	Primary Fuse SLS-24-048T
100 VAC	1-3, 2-4	1 & 5	2 A / 125 V	2.5 A / 125V	3.0A / 125V
120 VAC*	1-3, 2-4	1 & 4	2 A / 125 V	2.5 A / 125V	3.0A / 125V
220 VAC	2-3	1 & 5	1 A / 250 V	1.25A / 250V	1.5A / 250V
230 VAC	2-3	1 & 4	1 A / 250 V	1.25A / 250V	1.5A / 250V
240 VAC	2-3	1 & 4	1 A / 250 V	1.25A / 250V	1.5A / 250V

1RW [illegible]

Mechanical Dimensions: Inches (mm)

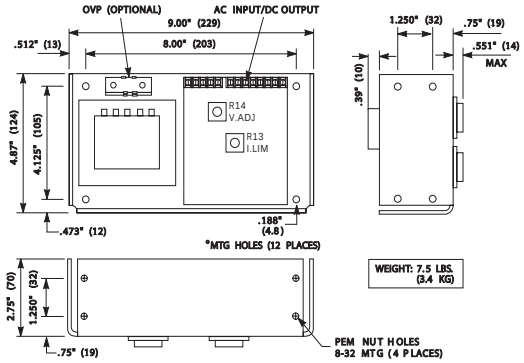

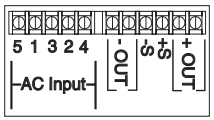

Case I2

1RW [illegible]
R13 I. LIM is factory set and should not be adjusted by users.

Application Note: 8V[illegible] **DERW**[illegible]
[illegible]

7K6/6SRZHUVXSSOLVVKSSHGIURPWKIDFWRUUZWRRHWDOVRUWLQWUDVFRQFWHGEHWZHHQ
WK287DQ6WHUPLQOVDQWK287DQ6WHUPLQOV7KVVWUDSSLEDQDWLRQ
DOORZWKRXWWRWRIWK6/6WREHWDNHQURPHLWKUSDLUIWHUPLQOWK
VWDQDUGFRQDWLRQ

The **remote sense**[illegible] **never**[illegible]
[illegible]

Contact Technical Services at 1-800-377-4384 or tech@sola-hevi-duty.com with any questions.
Visit our website at www.solaheviduty.com

EGS Electrical Group — SOLA/ HEVI-DUTY

Serie SL - Lineales de Salida Sencilla & Múltiple Manual de la Instrucción
Modelos: SLS-05-120-1T, SLS-12-068T, SLS-15-060T, SLS-24-048T

EMERSON Industrial Automation

Características

- ‡7HUPLQ OHVGHFRE LLQ FLOHVGHLQ WDODU
- De salida ajustable de 12V a 15V
- Tight regulation: 0.05% Line; 0.05% Load
- ‡/DVFDOLE EDFLRE VGHVDOLGD &
- ‡29 LQ WHU GDGHR RGHORVGHR SFLRQ OHQRV PRGHORVGHV
- ‡)ROGEDFN&XUHW LPLWDFLRQ &UXW RWHFFLRQ &UXW 6REUHFDUD DFRX RPiWLFR5HFX SHUD
- Multi-Tap AC Las Entradas
- 100% Cuatro Hora Burn-in
- ‡ 6tU VHFRQ WDU **Términos y Condiciones, y Políticas y Procedimientos de Ventas**”
- ‡ 5HFRE FLGRSRU8/
- ‡ &HUWLE EDGR&6$
- Aprovado en CE
- ‡ &HUWLE EDGR&%

(VSH FLE EDFLRE

ROD MH &DOLE EDFLRE		
Número de Catálogo	Salida (Voltaje)	Salida (Amps)
SLS-05-120-1T	5	12.0
SLS-12-068T	12	6.8
SLS-15-060T	15	6.0
SLS-24-048T	24	4.8
5DE GH2SHUDFL QH Temperatura	0 to +50ºC (Ajuste al 40% a +70ºC)	
&RHE LHQ VHGH7HPSHUDW XD7tSLFR	+/- 0.01% / ºC	
Estabilidad	HQ URGHR UDVGHVS XVGHOFDOHQ DPLHQ R	
EUDFL Q	HDF UGRFRQ /67&0pWRGR	
Golpes	HDF UGRFRQ /67&0pWRGR	
EMI/RFI	/DVI QV VHVGHOLPH DFL QLE DOHVWLHE QR UHQ VHPH VHEDMRV DMOHVGHUXGR FRQ XLGRUDGLDGR3DUDODPDR UtDGHODVDSOLFDFLRE VHQ LVWHPDVHVWDVF SOHQ FRQRVUHTU UlPLHQ RVGH)&&&ODVH%(SDUD&ODVH%	
Enfriamiento	HDLUHIRU DGR&)0UHT UlGRVSDUDHQ DGRFRPSOHWRUHGX HQ DFDSDFLGDG E QUPDOGHOSDUDUHIUHVFDUVHGHOD FRE FFL Q	
Entrada		
Voltaje de Entrada	8VHOHFWDEOHH FHSW 8LV	
)UHF HQ LDGH(Q VUDGD	47-63 Hz (7tSLFRH V DSURGX FLQ HHUDWHHE]	
Tiempo de Respuesta a Transientes	50 V HF HQ DFDUD DFDPELDSDUDSURGX FLRE VV ORUDGDV &VWD$ 100 V HF HQ DFDUD DFDPELDSDUDSURGX FLRE VV ORUDGDV &REUH	
)X DORV5HT XVLWRV	/DVE GDGHVE VHH HQ QV HUQ PHQ H3DUDODRSHUDFL QH DHOXX ULRGHH SURSRUFLRQ UIX LEOHGHHQ UDGDGHOtE DFRPRSRUD ORUHVVHULQ LWDEOD	
Salida		
5 DFLyE E	**SDU DPELRE**	
5 DFLyE DFDU	0.05% SDU DPELRGHO	
Rizo	P iL PR3LFRD3LFR	
Rango de Ajuste de CD de Salida	+/- 5% Mínimo	
3URWHFFL QH6REUH ROWDMH	7RGDVODVVDOLGDVGH ROWLE OH29LQ WHU DGDFRPR VWiQ DUHODMX XWHHV 29HVWiGLVSR EOHRSFLRQ OPHQ WHHE WURVWLSRV	
3URWHFFL QR VUD6REUHFDU	WRIROGEDFN XWRPiWLFRGHOLPLWDFL QHFRUULHQ WH	
Sensores Remotos	7RGDV GDGHVOLVWDUQ WLHE ODFDSDFLGDGGHVH QRUHVUHPRWRV	

Entrada AC Conexiones (See Caja I2)

Para el uso en:	Conecte	Aplique AC a:	El fusible primario SLS-05-120-1T	El fusible primario SLS-15-060T SLS-12-068T	El fusible primario SLS-24-048T
100 VAC	1-3, 2-4	1 & 5	2 A / 125 V	2.5 A / 125V	3.0A / 125V
120 VAC*	1-3, 2-4	1 & 4	2 A / 125 V	2.5 A / 125V	3.0A / 125V
220 VAC	2-3	1 & 5	1 A / 250 V	1.25A / 250V	1.5A / 250V
230 VAC	2-3	1 & 4	1 A / 250 V	1.25A / 250V	1.5A / 250V
240 VAC	2-3	1 & 4	1 A / 250 V	1.25A / 250V	1.5A / 250V

/DE WD/DX GDGVHHQ DSUDUODHQ UDGDG HODIiEULFD

Dimensiones (pulg/mm)

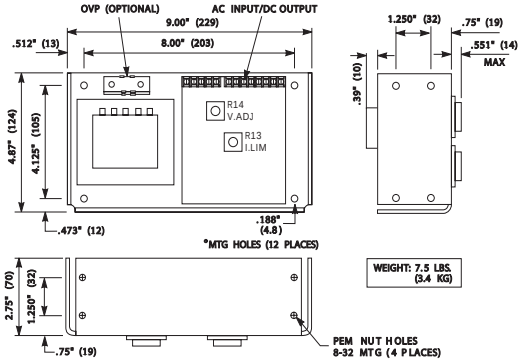

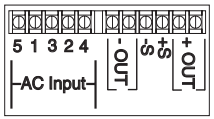

Caja I2

/DE WD /DVDOLG &RORVRPR RV6/6SH EMX XDGFRE 59
5,/,0 VLGR MDGDHQ DIDEULFDE VHGHEHDMX XWDUSRUORVX XULRV

La Nota de la aplicación: /DVE HL LGH VURDSH SRE LRQ DOWH VRSDDDFFLRQ HVRLQ VW FRE VRODE TDOD(WHRO DDDE DDVDPEOE E

/DSODV VD6/6VHH DGHliEULFDFRE DE DVPHWiOLFDVGHFRUWRFLUX WRFRE FWDGDVHQ ORVWHUPLQ OHV287VDOLGD6 ORVWHUPLQ OHV2876(VWDFR DFLQ GHEDQ DVSHUPLWHODVDOLGDGHVGHOD6/6HVGHFR XOTX HUSUDGHWHUPLQ OHVHVOD FR DFLQ VWiQ DU/DI LQ HVH QRUUHPRWRVHDFWL DOUHWLUDUODVEDQ DVGH FRUWRFLUX WRFRE FWDUORVWHUPLQ OHVLQ LYGX OHVGHVDOLGD2876 FRQ RVX RV SHUWLE QV HVGHODFDUD6LVHX VLOLD X LUFX WR29GHEHUiFRE FWDUVHFRQ RVWHUPLQ OH 287287(OFLUFX WR29 RE GHEHFRE FWDUVHX DFRQ RVWHUPLQ OHV66 VLQ DVED QDVGHFRUWRFLUFX WR(V RGRVORVFDVRVHVHVHE LDODMX XWDUORVWRUQ O WHUPLQ OL PHPHV QH

P/N A272-025
Rev. 4 (August 16, 2007)

Linear Open Frame DC Power Supplies
Silver Line Instruction Manual
Model: SLS-24-072T

Features

- ‡ (DVLLQWDOODWLRQZWKWULSWHUPLQDO
- Tight regulation: 0.05% Line; 0.05% Load
- Full Output Ratings to +50°C
- OVP Option Available
- ‡)ROGEDFN&XUHQW/LPLWLQJ&LUORDG3URWHFWLRQZLWK &XUUHQW&RQWURO&LUFXLW&RPSDWLEOH5HFRYHU\
- Multi-Tap AC Inputs
- 100% Four-Hour Burn-in
- ‡ 3OHDVHVHHHHEORVWHUPV **Terms & Conditions and Sales & Policies & Procedures**"
- ‡ &RQ8/5HFRQQHG
- ‡ &6&HUWLLHG
- ‡ &(0DUNHG
- ‡ &%&HUWLLHG

*HQHUDO6SHFLLFDWLRQ

Voltage/Current Ratings	
Model Number	Output
SLS-24-072T	24 V / 7.2 A
Operating Temperature Range	0 to +50°C (Derate to 40% at +70°C)
7HPSHUDWXUH&RHIILFLHQW7SLFDO	+/- 0.01% / °C
6WDELOLW\	Within +/- 0.05% (24 hours after warm-up)
Vibration	Per MIL-STD-810C, Method 514
6KRFN	Per MIL-STD-810C, Method 516
EMI/RFI	/LQHDUSRZHUVXSSOLHVDUHQRWORRZRQFWHGDQDGLDWHGQLVHOHWRV)RUPRVWVVWHPDSSOLFDWLRQVWKHVHSRZHUVXSSOLHVZOOPHHWWKHUHUHUHQVV RI)&&&ODVV%DQGUU&ODVV%HTLSPHQWZWRXWDGGLWLRQO QLVHQWHULQ
Cooling	)RUFHGDL&)0UHTLUHGIRUXOOUDWLQQUDWHIRUFRQFWLRQRRROQ
,QXW6SHFLLFDWLRQ	
Multi Input (all units)	8VHOHFWDEOHH[FHSWQLV
)UHTXHQ5DQ	+7SLFDOV+]HUDWHRXWSXWDW+]
Transient Response Time	¥HFIRUWRRDGFRQ
)XH5HTLUHPHQVV	Units are *not* [illegible] fuse as per values given in table.
2XWSXW6SHFLLFDWLRQ	
Line Regulation	IRUOLQFRQ
Load Regulation	IRUORDGFRQ
Ripple	P9PD[LPXPSHDNWRSHDN
DC Output Adjustment Range	+/- 5% minimum
2XUUHQWOD3URWHFWLRQ	29LVRSWLRQOOOD7OLODEOH
Remote Sensing	6WDQDUGEXLOWLQSHQHQ
2XUORDG3URWHFWLRQ	WRIROGEDFNFXUHQVOLPLW

Input AC Connections (See Case K)

For use at	Connect	Apply AC to:	Primary Fuse
100 VAC	1-3, 2-4	1 & 5	4.0 A / 125 V
120 VAC*	1-3, 2-4	1 & 4	4.0 A / 125 V
220 VAC	2-3	1 & 5	2 A / 250 V
230 VAC	2-3	1 & 4	2 A / 250 V
240 VAC	2-3	1 & 4	2 A / 250 V

1RWH [illegible]

Mechanical Dimensions: Inches (mm)

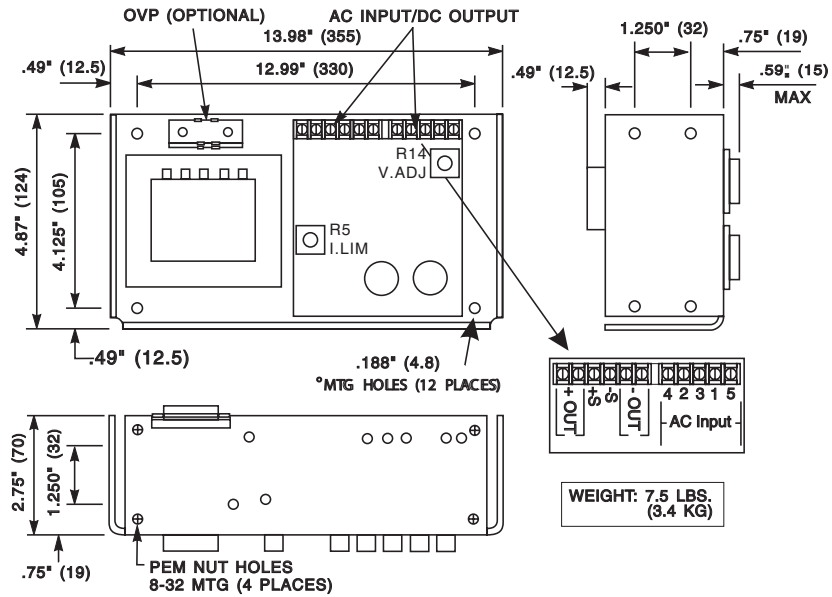

Case K

RW 7KH[illegible]
R5 I. LIM is factory set and should not be adjusted by users.

Application Note: [illegible] 7DERW[illegible]
[illegible]

7K46/6SRZHUVXSSOLVVLSSHGIURPWKIDFWRUZWRHWDOVRUWLQWUDVFRQFWHGEHWZHHQ WK287DQ6WHUPLQOVDQWK287DQ6WHUPLQOV7KVVWUDSSLEDQDWLRQ DOORZWKRWSXWRIWK46/6WREHWDNHQURPHLWKUSDLURIWHUPLQDOVWK VWDQDUGFRQDWLRQ

The **remote sense** [illegible] **never** [illegible]

EGS Electrical Group SOLA/ HEVI-DUTY

Serie SL - Lineales de Salida Sencilla & Múltiple Manual de la Instrucción
Modelos: SLS-24-072T

EMERSON Industrial Automation

Características

- ‡7HUPLQDOHVGHFRQH[LRQ FLHVGHLQWDODU
- • Tight regulation: 0.05% Line; 0.05% Load
- ‡/DVFDOLEUDFLRQHVGHVDOLGDDC
- ‡2SFLRQH29 LVSRQLEOH
- ‡)ROGEDFN&XUUHQW/LPLWLQJ3URWHFFLRQ RQWUD 6REUHFDUJDFRQDXWRPiWLFR5HFXSHUD
- • Multi-Tap AC Las Entradas
- • 100% Cuatro Hora Burn-in
- ‡ 6tUYDVHFRQVXOWDU "Términos y Condiciones, y Políticas y Procedimientos de Ventas"
- ‡ 5HFRQRFLGRSRU8/
- ‡ &HUWLILFDGR&6$
- • Aprovado en CE
- ‡ &HUWLILFDGR&%

(VSHFLILFDFLRQ

ROWDMHV&DOLEUDFLRQHV7LSLFDV	
Número de Catálogo	Salida 1
SLS-24-072T	24 V / 7.2 A
5DQJRGH2SHUDFLyQ7HPSHUDWXUD	0 to +50ºC (Ajuste al 40% a +70ºC)
&RHILFLHQWHGH7HPSHUDWXUD7tSLFR	+/- 0.01% / ºC
Estabilidad	HQWURGHRUDVGHVSXpVGHOFDOHQWDPLHQWR
9LEUDFLyQ	HDFXHUGRFRQ/67&0pWRGR
Golpes	HDFXHUGRFRQ/67&0pWRGR
EMI/RFI	/DVIXHQWHVGHDOLPHQWDFLyQOLQHDOHVWiQHQRUHQWHPHQWHEDMRVHQLYHOHVGH UXLGRFRQGXFLGRUDGLDGR3DUDDSOLFDFLRQHVQHFHVDULDVFRQHVWHVQRUPDV FRQFXPSOLPLHQWRVH)&&ODVH%SDUD&ODVH%
Enfriamiento	HDLUHIRUDGR&)0UHTXLHUHVSDUDHOGHUDFRPSOHWRUHGXFHQDFDSDFLGDG QRUPDOGHOSDUDUHIUHVFDUVHGHODFRQYHFFLyQ
Entrada	
Voltaje de Entrada	8VHOHFWDEOHHFHSWLV
)UHFXHQFLDGH(QWUDGD	47-63 Hz (7tSLFRHVSDUDRSHUDFLyQHHUDWHHQ
Tiempo de Respuesta a Transientes	VHF SDUDHQDFDUJDFDPELD
)XVLEOHV5HTXLVLWRV	/DVXQLGDGHVQRVHHQWUHJDQFRQIXVLEOHVSDUDODRSHUDFLyQHQDHOHXQIXVLEOHGHEH SURSRUFLRQDUVHHQODHQWUDGDHOSRFRPSRUWDPLHQWRUHVSHFWLYRORVODWDEOD
Salida	
5HJXODFLyQ	**SDUDFDPELR** línea de +/-10%
5HJXODFLyQHOFDUJD	SDUDFDPELRGH FDUJDde 50%
Rizo	P9 PSLFR3LFRD3LFR
Rango de Ajuste de DC de Salida	+/- 5% Mínimo
3URWHFFLyQH6REUHYROWDMH	2SFLRQH29 LVSRQLEOH
Presentir de telemando	5HJUDVHDOHVTXHPD7HUPLQDOGHO%ORTXHSDUDODSURWHFFLyQFRQUHVHQWLU de telemando.
3URWHFFLyQRQWUD6REUHFDUJD	WRIROGEDFNDXWRPiWLFRGHOLPLWDFLyQHFRUULHQWH
Sensores Remotos	/DSURWHFFLyQDELHUWDSRUSRUDGDSRUPHGHODFDUJDGHOVHQWLGR

Entrada AC Conexiones (See Caja K)

Para el uso en:	Conecte	Aplique AC a:	El fusible primario
100 VAC	1-3, 2-4	1 & 5	4.0 A / 125 V
120 VAC*	1-3, 2-4	1 & 4	4.0 A / 125 V
220 VAC	2-3	1 & 5	2 A / 250 V
230 VAC	2-3	1 & 4	2 A / 250 V
240 VAC	2-3	1 & 4	2 A / 250 V

/DIDEULFD

Dimensiones (pulg/mm)

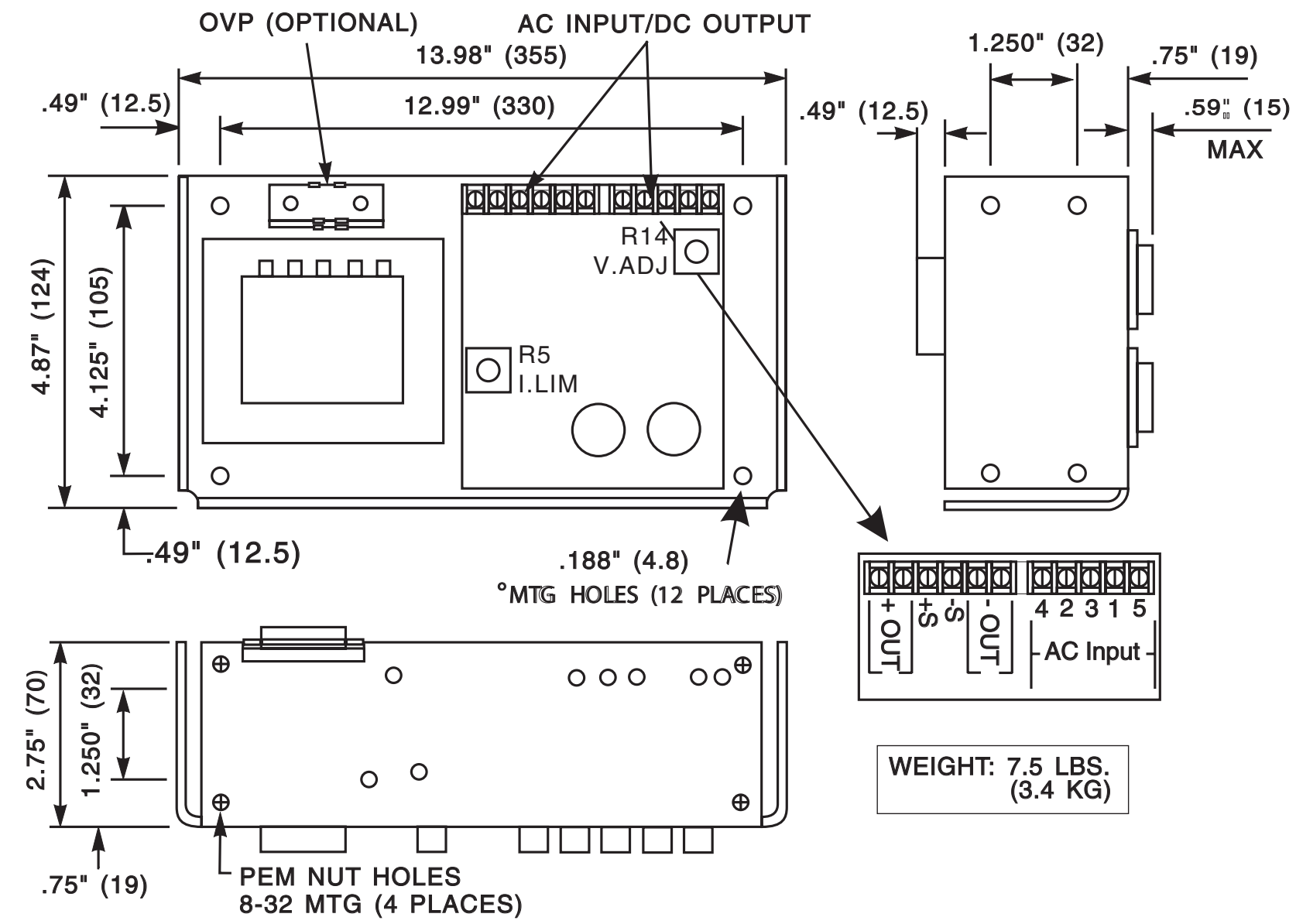

Caja K

/DQRWD **/DVDOLGD&ODVPRQWDMHV59**
5,/,0LVLGRMXVWDGRHQDIDEULFDRVHGHEHDMXVWDUSRUOVXDULRV

La Nota de la aplicación: **/DVFRQH[LRQHVSDUDODSURWHFFLRQRSFLRQDO FRQVROLGDGD(VWD)XQFLRQDQDVDPEOH**

/DSDQWD6/6VHHQGHILQLFLyQDPHWiOLFDVGHFRUWRFLUFXLWRFRQFWDGDVHQ ORVWHUPLQDOHV287VDOLGD6ORVWHUPLQDOHV2876(VWDFRQILJXUDFLyQ GHEDQDVSHUPLWHODVDOLGDGHVGHOD6/6GHVGHFXDOTXLHUSDUGHWHUPLQDOHVVHOD FRQILJXUDFLyQVWiQDU/DIXQFLyQHVWDUHPRWRVHFDWLYDOHUDWLRUDOVHEDQDVGH FRUWRFLUFXLWRFRQFWDUORVWHUPLQDOHVLQGLYLGXDOHVGHVDOLGD2876FRQRSVLWRV SHUWLQHQWHVGHODFDUJD6LVHHVWLPDQHFHVDULRSURWHFFLyQHFWDUVHFRQORVWHUPLQDOHV 287287(OFLUFXLWR29RGHEHFRQHFWDUVHHQDFRQORVWHUPLQDOHV66 VLQDVEDQDVGHFRUWRFLUFXLWR(QWRGRVORVFDVRVHVHVHQODDMXVWDUORVWRUQLOORV WHUPLQDOHUPHPHQWH

P/N A272-026
Rev. 3 (August 16, 2007)

Linear Open Frame DC Power Supplies
Silver Line Instruction Manual
Model: SLS-24-120T

Features

- (DVLWDOOODWRLQVWDOO
- Tight regulation: 0.05% Line; 0.05% Load
- Full Output Ratings to +50°C
- OVP Option Available
-)RODGEDFN&UUHW/LPLWDWLRQ2PUORDG3URWHFWLRQ
  WRPDWLF5HFRYHU
- Multi-Tap AC Inputs
- 100% Four-Hour Burn-in
- 3OHDVHVHHHFORVHG**Terms & Conditions and Sales & Policies & Procedures**"
- 8/5HFRUDHG
- &6&HUWLHG
- &(0DUNHG
- &%&HUWLHG

*HHUDO6SHFLFDWLRV

Voltage/Current Ratings	
Model Number	Output 1
SLS-24-120T	24 V / 12 A
Operating Temperature Range	0 to +50°C (Derate to 40% at +70°C)
7HPSHUDWUH&RHFLHWW7SLFDO	+/- 0.01% / °C
6WDELOLW	Within +/- 0.05% (24 hours after warm-up)
Vibration	Per MIL-STD-810C, Method 514
6RFN	Per MIL-STD-810C, Method 516
EMI/RFI	/LHDUSRHUVSSOLHVDWLHUHWOOOREFRGEWHGDGUDGLDWHGRLVHOHWOV)RUPRVWVWWHPDSSOLFDWLRVWHVHSRHUVSSOLHVLOOPHHWWHUHTLUHPHWV RI)&&&ODVV%DGHURU&ODVV%HTLSPHWLWRWDGGLWLRDO RLVHOWHUL
Cooling	)RUFHGDLU&)OUHTLUHGIRUOOUDWLHUHUHRUFRWFWLRFRROL
,SW6SHFLFDWLRV	
Multi Input (all units)	8VHOHFWDEOHHFHSW&LV
)UHTHF5DH	H7SLFDOVHHUDWHRWSWDWH
Transient Response Time	VHFRUWRORDGFDHV
)VH5HTLUHPHWV	Units are *not* *URVRSHVHVSS* fuse as per values given in table.
2WSW6SHFLFDWLRV	
Line Regulation	IRUFDH
Load Regulation	IRUFDH
Ripple	HDLPPSHDNWRSHDN
DC Output Adjustment Range	+/- 5% minimum
2WUROWDH3URWHFWLR	29LVRSWLRDOODVLODEOH
Remote Sensing	6WDGDUGELOWLRSHVHVHORDGSURWHFWLR
2WUORDG3URWHFWLR	VWRIROGEDFNFUUHWOLPLW

Input AC Connections (See Case L)

For use at	Connect	Apply AC to:	Primary Fuse
100 VAC	1-3, 2-4	1 & 5	6.0 A / 125 V
120 VAC*	1-3, 2-4	1 & 4	6.0 A / 125 V
220 VAC	2-3	1 & 5	3.0 A / 250 V
230 VAC	2-3	1 & 4	3.0 A / 250 V
240 VAC	2-3	1 & 4	3.0 A / 250 V

1RWVSSRUWHG

Mechanical Dimensions: Inches (mm)

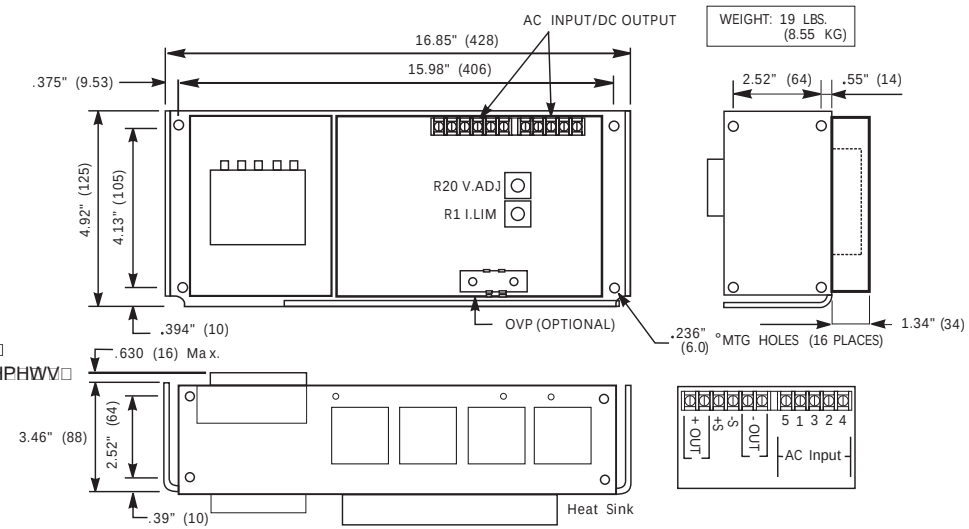

Case L

1RW RRV&RDEHQVW

R1 I. LIM is factory set and should not be adjusted by users.

Application Note: DERVLDVHG

7H6/6SRHUVSSOLVVLSSHGURPWHDFWRULWPHWDOVRUWLWUDSVFRHFWHGEHWHH
WH287DG6WHUPLDOVDGWH287DG6WHUPLDOVTLVWUDSSLERUDWLR
DOORVWHRWSWRIWH6/6WREHWDNHURPHLWHUSDLURIWHUPLDOWH
VWDGUGERUDWLR

The **remote sense** EHWHEOHHRLWRWDSVDERHW
LGLGO2DOVRWSSHSUDRLWRRDG2DOLHLWVHW
VRHHRHRH2DOVRROG **never** EHRHW
DOVLRWRWDSV DOOFDVHLWFLWFDOW
DOVFHH HOW .

Contact Technical Services at 1-800-377-4384 or tech@sola-hevi-duty.com with any questions.
Visit our website at www.solaheviduty.com

Serie SL - Lineales de Salida Sencilla & Múltiple Manual de la Instrucción

Modelo: SLS-24-120T

Características

- 7HUPLDOHVGHFRHLGHFLOHVGHLVWDODU
- De salida ajustable de 12V a 15V
- Tight regulation: 0.05% Line; 0.05% Load
- /DVFDOLFDFLRHVGHVDOLGDDC
- 2SFLRQHVDLVSRLEOH
-)ROGEDFN&UUHW/LPLW&LUFXLWRVHFLRQUD
  6REUHFDUDFDRWRPiWLFR5HFSHUD
- Multi-Tap AC Las Entradas
- 100% Cuatro Hora Burn-in
- 6LJXDVHFRVOWDUW **Términos y Condiciones, y Políticas y Procedimientos de Ventas**"
- 5HFRRFLGRSRU8/
- &HUWLFDGR&6
- Aprovado en CE
- &HUWLFDGR&%

(VSHFLFDFLRQ

ROWMHDV&DOLFDFLRQHVDOH	
Número de Catálogo	Salida 1
SLS-24-120T	24 V / 12 A
5DQJRGH2SHUDFLRQH Temperatura	0 to +50ºC (Ajuste al 40% a +70ºC)
&RHFLHWHGH7HPSHUDWUDVLSLRR	+/- 0.01% / ºC
Estabilidad	HWURGHRUDVGHVSpVGHOFDOHWDPLHWR
9EUDFLy	HDFHUGRFR01/67&0pWRGR
Golpes	HDFHUGRFR01/67&0pWRGR
EMI/RFI	/DVIHWHVGHDOLPHWDFLyOLHDOHVWLHHLHUHWHPHWHEDMRVLHMOHVGHULGR FRGFLGRUDGLDGR3DUDOOPDRUtDGHODVDSOLFDFLRHVHVLVWHPDVHVWDVEPSOH FRORVUHTHULPLHWRVGH)&&&ODVH%&&DUD&ODVH%
Enfriamiento	HDLUHIRUDGR&)0UHTHULGRVSDUDHOUDGRFRPSOHWRUHGHODFDSDFLGDG RUPDOGHOSDUDUHIUHVFDUVHGHODFRHFFLy
Entrada	
Voltaje de Entrada	6VHOHFWDEOHHFHSW&LV
)UHFHFLDGH(WUDGD	47-63 Hz (7tSLFRHWDSURGFFLyHHUDWHHH
Tiempo de Respuesta a Transientes	100 VHFSDUDHODFDUDFDPELD
)GDORV5HTLVLWRV	/DVLGDGHVRVHGHLHWHUDPHWHS3DUDODRSHUDFLyHUDHOVDULRGHH SURSRUFLRDUVLEOHGHHWUDGDGHOtHDFRPRSRUVORUHVVHULGLyWDEOD
Salida	
6DFLyQ6	SDDFDPELRQ
6DFLyQ6DFDD	0.05% SDUDFDPELRGHO
Rizo	3RiLPR3LFRD3LFR
Rango de Ajuste de CD de Salida	+/- 5% Mínimo
3URWHFFLyQ6REUHFRUULHQWH	2SFLyQHVDLVSRLEOH
3URWHFFLyQ7RWUD6REUHFDUD	1WRIROGEDFNDWRPiWLFRGHOLPLWDFLyQHFRUULHWH
Sensores Remotos	/DSURWHFFLyQDELHUWDLFRUSRUGDOIRUPHGHODFDUDGHOVHWLGR

Entrada AC Conexiones (See Caja L)

Para el uso en:	Conecte	Aplique AC a:	El fusible primario
100 VAC	1-3, 2-4	1 & 5	6.0 A / 125V
120 VAC*	1-3, 2-4	1 & 4	6.0 A / 125V
220 VAC	2-3	1 & 5	3.0 A / 250V
230 VAC	2-3	1 & 4	3.0 A / 250V
240 VAC	2-3	1 & 4	3.0 A / 250V

Dimensiones (pulg/mm)

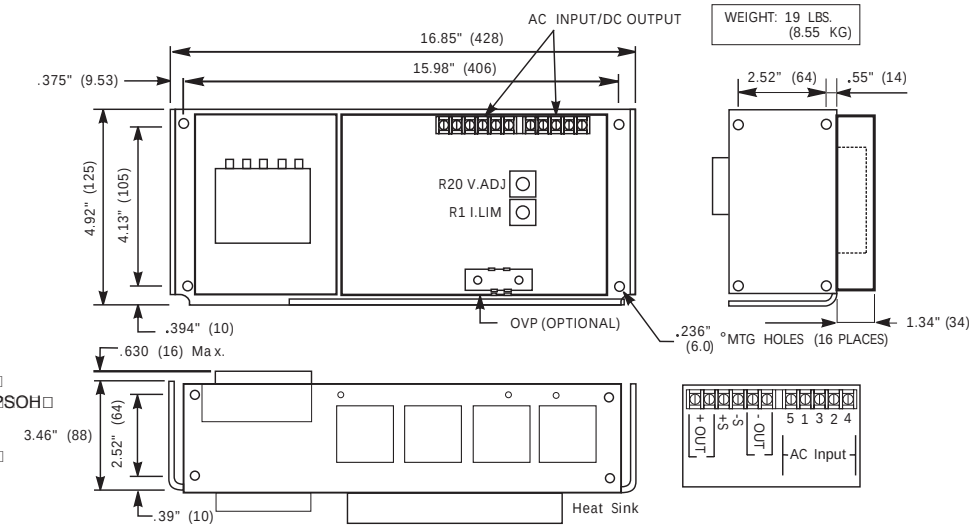

Caja L

La Nota de la aplicación:

Contacte los Servicios Técnicos en 1-847-268-6000 o tech@sola-hevi-duty.com con cualquiera preguntan.
Visite nuestro sitio web en www.solaheviduty. com

Linear Open Frame DC Power Supplies
Silver Line Instruction Manual
Model: SLT12-20404-12T

Features

- ‡ (DVLQ WRODOOR RQOOLQH WRXSOH
- Output adjustable from 12V to 15V
- Tight regulation: 0.05% Line; 0.05% Load
- Full Output Ratings to +50°C
- Built in OVP on 5 Volt Outputs
- OVP Option for 12V and 15V
- Foldback Current Limiting Overload Protection with WRPDWLF5HFRYHU\
- Multi-Tap AC Inputs
- 100% Four-Hour Burn-in
- Please see enclosed "**Terms & Conditions and Sales & Policies & Procedures**"
- UL Recognized
- ‡ &6&SHUWLILHG

HQDO6SHFLILFDWLRQ

Voltage/Current Ratings			
Model Number	Output 1	Output 2	Output 3
SLT12-20404-12T	5V@2A	+12V@.4A or +15V@.4A	-12V@.4A or -15V@.4A
**Outputs are tied common*			
Operating Temperature Range	0 to +50°C (Derate to 40% at +70°C)		
7HPSHUDWXUH&RHIILFLHQW7SLFDO	+/- 0.01% / °C		
6WDELOLW\	Within +/- 0.05% (For 24 hours after warm-up)		
Vibration	Per MIL-STD-810C, Method 514		
Shock	Per MIL-STD-810C, Method 516		
EMI/RFI	/LQHDUSRZHUVXSSOLHVDOOOHQJUHQWOOORZHQRXWHGDQUDGLDWHGQLVHOHHMCV)RUPRVWVVWHPDSSOLFDWLRQVWKHVHSRZHUVXSSOLHVZOOPHHWWKHUHTXLUHPHQWV RI)&&&ODVV%DQGUR&ODVV%HTXLSPHQWZWRXWDGGLWLRQO QLVHQWHULQ		
Cooling	)RUFHGDLU&)0UHTXLUHGIRUIXOOUDWLQJUDWHIRUFRQWLQXRXVRODQ		
,QSXW6SHFLILFDWLRQ			
Multi Input (all units)	100/120/220/230/240 VAC selectable +/- 10% except 230 VAC is +15%, -6%		
)UHTXHQF\5DQ	+7SLFDOVO+]HUDWHRXWSXWDW+]		
Transient Response Time	50 µsec at 50% load change		
)XH5HTXLUHPHQWV	Units are *not* [illegible] fuse as per values given in table.		
2XWSXW6SHFLILFDWLRQ			
Line Regulation	0.05% for +/- 10% change		
Load Regulation	0.05% for 50% change		
Ripple	3.0 mV maximum peak-to-peak		
DC Output Adjustment Range	+/- 5% minimum		
Overvoltage Protection	All 5 volt outputs include built-in OVP as standard (setting is 6.2V +/-0.4V). 29LVRSWLRQOODOOWOODODEOHRQWKURXWSXWV		
Overload Protection	125 to 150% foldback current limit		

Output Adjustment

Step 1: Check the input AC connections

Step 2: Connect the AC input according to table below.

Step 3: Use VR6 to adjust +V. Adj. to +15V or +12V.

Step 4: Use VR4 to adjust -V. Adj. to -15V or -12V.

Input AC Connections

For use at	Connect	Apply AC to:	Primary Fuse
100 VAC	1-3, 2-4	1 & 5	0.63A/125V
120 VAC*	1-3, 2-4	1 & 4	0.63A/125V
220 VAC	2-3	1 & 5	0.315A/250V
230 VAC	2-3	1 & 4	0.315A/250V
240 VAC	2-3	1 & 4	0.315A/250V

1RWHQWVVKRSSHGRQWKHPIDFRU

Mechanical Dimensions: inches (mm)

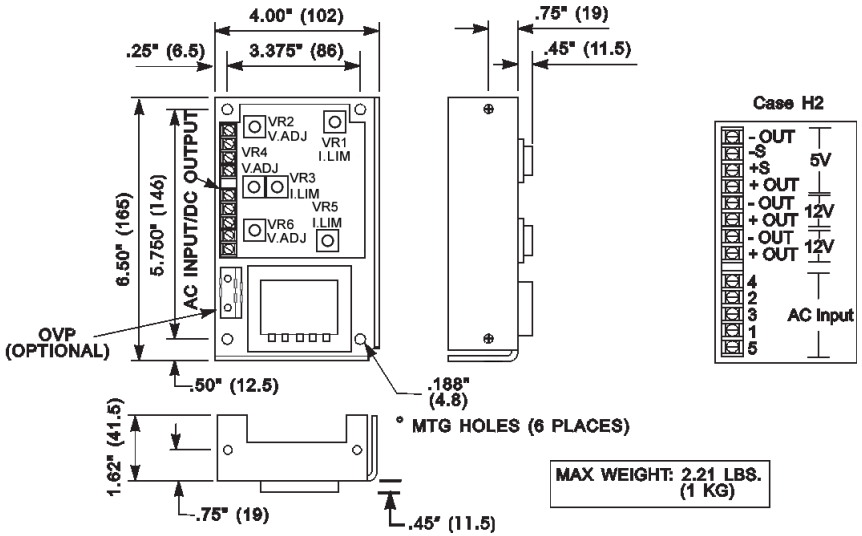

Case H2

Note: **I. LIM is factory set and should not be adjusted by users.**

Application Note: [illegible] DERWLQVKDQ RVVHPEO\

7K6/7SRZHUVXSOLVVKSSHGIURPWKIDFWRUZWRHWDOVRUWLQWUDVFRQFWHGHWZHHQ WKI287DQ6WHUPLQOVDQWKI287DQ6WHUPLQOV7KVVWUDSSLQRQDWLRQ allows the output of the SLS to be taken from either pair of terminals. This is the VWDQDUGFRQDWLRQ

The **remote sensel**HDWLVHQEOHGHUPRWQVRWWVSVDQRQFWW individual OUT and S terminals to the appropriate points of the load. If an OVP circuit is used it should be connected to the + OUT and (-) OUT terminals. The OVP should **never** be connected to the + S, - S terminals without the use of the shorting straps. In all cases it is critical that the terminal screws be ‡UPOWLJWHQG .

EGS Electrical Group SOLA/ HEVI-DUTY

Serie SL - Lineales de Salida Sencilla & Múltiple Manual de la Instrucción

Modelo: SLT12-20404-12T

Características

- Terminales de conexión fáciles de instalar.
- De salida ajustable de 12V a 15V
- Tight regulation: 0.05% Line; 0.05% Load
- ‡/DVFDOLÀFDFLRQHVGHVDOLGDDºC
- ‡29LQWHUQDGDHQPRGHORVGHRSFLRQDOHQRV PRGHORVGH9
- Foldback Current Limiting Protección contra Sobrecarga con Automático Recupera
- Multi-Tap AC Las Entradas
- 100% Cuatro Hora Burn-in
- Sírvase consultar "**Términos y Condiciones, y Políticas y Procedimientos de Venta**s"
- UL Reconocido
- ‡&6$&HUWLÀFDGR

(VSHFLÀFDFLRQHV

ROOMV/9ROR@IH			
Número de Catálogo	Salida 1	Salida 2	Salida 3
SLT12-20404-12T	5V@2A	+12V@.4A or +15V@.4A	-12V@.4A or -15V@.4A
**Outputs are tied common*			

Rango de Operación de Temperatura	0 to +50ºC (Ajuste al 40% a +70ºC)
&RHÀFLHQWHGH7HPSHUDWXUD (Típico)	+/- 0.01% / ºC
Estabilidad	Después del calentamiento inicial, ±.5%
Vibración	De acuerdo con MIL-STD-810C, Método 514
Golpes	De acuerdo con MIL-STD-810C, Método 516
EMI/RFI	Las fuentes de alimentación lineales tienen inherentemente bajos niveles de UXLGRFRQGXFLGRUDGLDGR3DUDODPDRUtDGHODVDSOLFDFLRQHVHVWDVXQLGDGHVDVHVWDV HVWDVFXPSOHQFRQORVUHTXHULPLHQWRVGH)&&&ODVH%\SDUD Clase B.
Enfriamiento	HDLUHIRUJDGR&)0UHTXHULGRVSDUDHOJUDGRFRPSOHWRUHGXFHQD capacidad normal del 30% para refrescarse de la convección.
Entrada	
Voltaje de Entrada	100/120/220/230/240 VAC selectable +/- 10% except 230 VAC is +15%, -6%
Frecuencia de Entrada	47-63 Hz (Típico es 60 Hz. La producción de Derate 10% en 50 Hz)
Tiempo de Respuesta a Transientes	50 µsec at 50% load change
)XVLEOHV5HTXLVLWRV	Las unidades no se funden internamente. Para la operación segura, el usuario debe proporcionar fusible de entrada de línea como por valores se rindió tabla.
Salida	
Regulación de Línea	0.05% para un cambio del 10%
Regulación de la carga	0.05% para un cambio del 50%
Rizo	3.0 mV máximo Pico-a-Pico
Rango de Ajuste de CD de Salida	+/- 5% Mínimo
Protección de Sobrevoltaje	7RGDVODVVDOLGDVGHRROWLRVLQFOX\HQ29LQWHUQDGDFRPRQLYHOGHDMXVWH es 6.2 V ±0.4 V) OVP está disponible opcionalmente en otros tipos
Protección contra Sobrecarga	125 to 150% foldback automático de limitación de corriente

El Ajuste de Salida

þ&RQVROREUHFDUJDSDUDFRQHFWDUODVDOLGDD&$

Dé un paso 2: Conecte a la entrada de C.A. según posponer abajo.

Dé un paso 3: Utilice VR6 para ajustar +V. Adj. to +15V or +12V

Dé un paso 4: Utilice VR4 para ajustar -V. Adj. to -15V or -12V

EMERSON Industrial Automation

Input AC Conexiones

Para el uso en:	Conecte	Aplique AC a:	El fusible primario
100 VAC	1-3, 2-4	1 & 5	0.63A/125V
120 VAC*	1-3, 2-4	1 & 4	0.63A/125V
220 VAC	2-3	1 & 5	0.315A/250V
230 VAC	2-3	1 & 4	0.315A/250V
240 VAC	2-3	1 & 4	0.315A/250V

* La nota: La unidad se envía para la entrada 120V de la fábrica.

Dimensiones (pulg/mm)

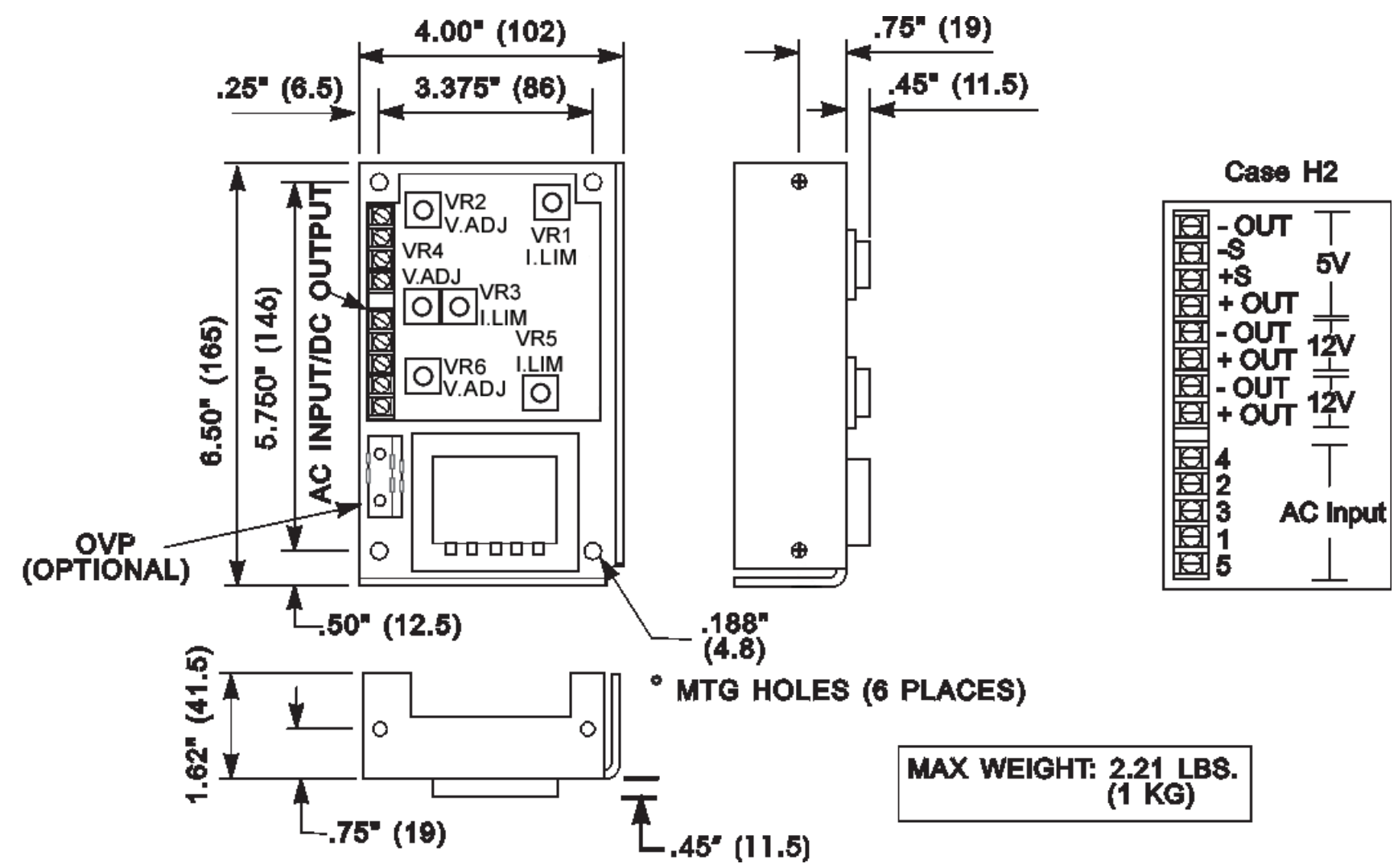

Caja H2

La nota: ,/,0VLGRDMXVWDGRDQDQWHVGHEHDMXVWDUSURUXVXDULRV

La Nota de la aplicación: Las necesidades de Usuario a proporcionar la tierra el suelo para accionar el suministro FRQVROGDGXUDWDOD(WLTXHWDRXWLOLFHSDUDUDQHODDVDPEOHDGHO]

La planta SLT se envía de fábrica con bandas metálicas de cortocircuito conectadas entre ORVWHUPLQDOHV287VDOLGD6ORVWHUPLQDOHV2876(VWDFRQÀJXUDFLyQ GHEHQDSHUPLWHODVDOLGDGHVGHOD6/6GHVGHFXDOTXLHUSDUDGHWHUPLQDOHVHVDO FRQÀJXUDFLRQHVWiQGDU/DIXQFLyQHVHQFRUUHFWRPRWRVHDFWLYDUDOHWLUDUODVEDQGDVGH FRUWRFLUFXLWRFRQHFWDUORVWHUPLQDOHVLQGLYLGXDOHVGHVDOLGD2876FRQORVSXQWRV pertinentes de la carga. Si se utiliza un circuito OVP, deberá conectarse con los terminales 287287(OFLUFXLWR29PRGHEHFRQHFWDUVHDODFDUJDFRQORVWHUPLQDOHV66 sin las bandas de cortocircuito. En todos los casos es esencial ajustar los tornillos del WHUPLQDOÀUPHPHQWH

P/N A272-051

Rev. 4 (August 17, 2007)

Linear Open Frame DC Power Supplies
Silver Line Instruction Manual
Model: SLT12-31010-12T

Features

- Easy installation with strip terminal
- Output adjustable from 12V to 15V
- Tight regulation: 0.05% Line; 0.05% Load
- Full Output Ratings to +50°C
- Built in OVP on 5 Volt Outputs
- OVP Option for 12V and 15V
- Foldback Current Limiting Overload Protection with Automatic Recovery
- Multi-Tap AC Inputs
- 100% Four-Hour Burn-in
- Please see enclosed "**Terms & Conditions and Sales & Policies & Procedures**"
- UL Recognized
- &6&HUWLILHG

SPECIFICATIONS

Voltage/Current Ratings			
Model Number	Output 1	Output 2	Output 3
SLT12-31010-12T	5V@3A	+12V@1A or +15V@.8A	-12V@1A or -15V@.8A
**Outputs are tied common*			
Operating Temperature Range	0 to +50°C (Derate to 40% at +70°C)		
7HPSHUDWXUH&RHIILFLHQW7SLFDO	+/- 0.01% / °C		
Stability	Within +/- 0.05% (For 24 hours after warm-up)		
Vibration	Per MIL-STD-810C, Method 514		
Shock	Per MIL-STD-810C, Method 516		
EMI/RFI	Linear power supplies have inherently low conducted and radiated noise levels. For most system applications, these power supplies will meet the requirements of FCC Class "B" and VDE 0871 for Class "B" equipment without additional ÿLVH2WHULQ		
Cooling	Forced air. 20 CFM required for full rating Derate 30% for convection cooling.		
,QSXW6SHFLILFDWLRQ			
Multi Input (all units)	100/120/220/230/240 VAC selectable +/- 10% except 230 VAC is +15%, -6%		
Frequency Range	47-63 Hz (Typical is 60 Hz. Derate output 10% at 50 Hz)		
Transient Response Time	50 µsec at 50% load change		
Fuse Requirements	Units are *not* fused internally. For safe operation, user must provide input line fuse as per values given in table.		
2XWSXW6SHFLILFDWLRQ			
Line Regulation	0.05% for +/- 10% change		
Load Regulation	0.05% for 50% change		
Ripple	3.0 mV maximum peak-to-peak		
DC Output Adjustment Range	+/- 5% minimum		
Overvoltage Protection	All 5 volt outputs include built-in OVP as standard (setting is 6.2V +/-0.4V). OVP is optionally available on other outputs.		
Overload Protection	125 to 150% foldback current limit		

Output Adjustment

Step 1: Check the input AC connections

Step 2: Connect the AC input according to table below.

Step 3: SLT12-31010-12T can be set to +15V or +12V by adjusting VR6.

Step 4: SLT12-31010-12T can be set to -15V or -12V by adjusting VR4.

Note: **I. LIM is factory set on all models and should not be adjusted by users.**

Input AC Connections

For use at	Connect	Apply AC to:	Primary Fuse
100 VAC	1-3, 2-4	1 & 5	1.6A / 125V
120 VAC*	1-3, 2-4	1 & 4	1.6A / 125V
220 VAC	2-3	1 & 5	0.8A / 250V
230 VAC	2-3	1 & 4	0.8A / 250V
240 VAC	2-3	1 & 4	0.8A / 250V

*Note: Unit is shipped for 120V input from factory.

Mechanical Dimensions: inches (mm)

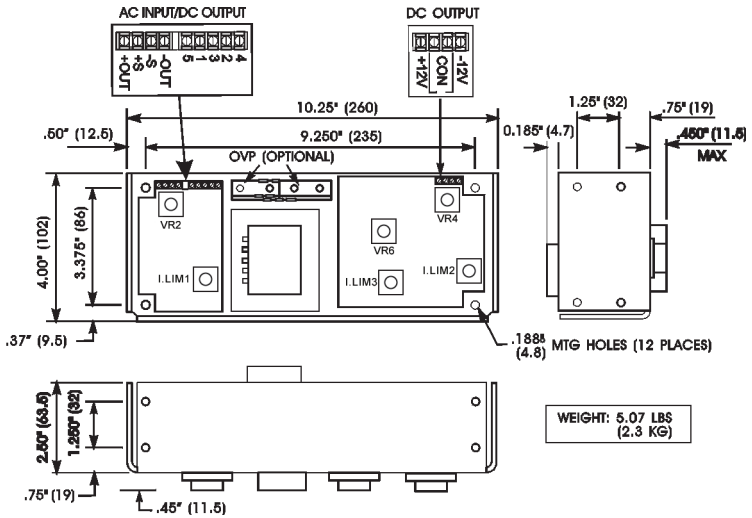

Case F

Application Note: User needs to provide earth ground to power supply with either solder to Tab or using washer and nut assembly.

The SLT power supply is shipped from the factory with metal shorting straps connected between WK287DQ6WHUPLQDOVDQWK287DQ6WHUPLQDOV7KVVWUDSSLQJDOORZDWLRQ allows the output of the SLS to be taken from either pair of terminals. This is the VWDQGDUGFRQILJXUDWLRQ

The **remote sense** feature is enabled by removing the shorting straps and connecting the individual OUT and S terminals to the appropriate points of the load. If an OVP circuit is used it should be connected to the + OUT and (-) OUT terminals. The OVP should **never** be connected to the + S, - S terminals without the use of the shorting straps. In all cases it is critical that the terminal screws be WLJKWOHQHG .

Contact Technical Services at 1-800-377-4384 or tech@sola-hevi-duty.com with any questions.
Visit our website at www.solaheviduty.com

EGS Electrical Group SOLA/ HEVI-DUTY

Serie SL - Lineales de Salida Sencilla & Múltiple Manual de la Instrucción
Modelo: SLT12-31010-12T

EMERSON Industrial Automation

Características

- Terminales de conexión fáciles de instalar.
- De salida ajustable de 12V a 15V
- Tight regulation: 0.05% Line; 0.05% Load
- ‡/DVFDOLE EDFLRQ VGHVDOLGD DC
- OVP integrada en modelos de 5 V y opcional en los modelos de 12 y 15 V.
- Foldback Current Limiting Protección contra Sobrecarga con Automático Recupera
- Multi-Tap AC Las Entradas
- 100% Cuatro Hora Burn-in
- Sírvase consultar "**Términos y Condiciones, y Políticas y Procedimientos de Venta**s"
- UL Reconocido

‡&6&HUWLEDGR

(VSHFLEDFLRQ

[illegible]			
Número de Catálogo	Salida 1	Salida 2	Salida 3
SLT12-31010-12T	5V@3A	+12V@1A or +15V@.8A	-12V@1A or -15V@.8A
Outputs are tied common			
Rango de Operación de Temperatura	0 to +50°C (Ajuste al 40% a +70°C)		
&RHEHLHQ VHGH7HPSHUDWXD (Típico)	+/- 0.01% / °C		
Estabilidad	Después del calentamiento inicial, ±.5%		
Vibración	De acuerdo con MIL-STD-810C, Método 514		
Golpes	De acuerdo con MIL-STD-810C, Método 516		
EMI/RFI	Las fuentes de alimentación lineales tienen inherentemente bajos niveles de ruido conducido y radiado. Para la mayoría de las aplicaciones en sistemas estas cumplen con los requerimientos de FCC Clase B y VDE 0871 para Clase B.		
Enfriamiento	De aire forzado. 20 CFM requeridos para el grado completo reducen la capacidad normal del 30% para refrescarse de la convección.		
Entrada			
Voltaje de Entrada	100/120/220/230/240 VAC selectable +/- 10% except 230 VAC is +15%, -6%		
Frecuencia de Entrada	47-63 Hz (Típico es 60 Hz. La producción de Derate 10% en 50 Hz)		
Tiempo de Respuesta a Transientes	50 µsec at 50% load change		
Funda los Requisitos	Las unidades no se funden internamente. Para la operación segura, el usuario debe proporcionar fusible de entrada de línea como por valores se rindió tabla.		
Salida			
Regulación de Línea	0.05% para un cambio del 10%		
Regulación de la carga	0.05% para un cambio del 50%		
Rizo	3.0 mV máximo Pico-a-Pico		
Rango de Ajuste de CD de Salida	+/- 5% Mínimo		
Protección de Sobrevoltaje	Todas las salidas de 5-Volt incluyen OVP integrada como un estándar (el ajuste es 6.2 V ±0.4 V) OVP está disponible opcionalmente en otros tipos		
Protección contra Sobrecarga	125 to 150% foldback automático de limitación de corriente		

El Ajuste de Salida

pRQDVRE EDODVFRQ RQ$

Dé un paso 2: Conecte a la entrada de C.A. según posponer abajo.

Dé un paso 3: SLT12-31010-12T se puede establecer en el rango +12V to +15V ajustando VR6.

Dé un paso 4: SLT12-31010-12T se puede establecer en el rango -12V to -15V ajustando VR4.

La nota: ,/,0 VLGR MDGDHQ DIDEULFD VHGHEHDMX XWDUSRUOVX ULV

Input AC Conexiones

Para el uso en:	Conecte	Aplique AC a:	El fusible primario
100 VAC	1-3, 2-4	1 & 5	1.6A / 125V
120 VAC*	1-3, 2-4	1 & 4	1.6A / 125V
220 VAC	2-3	1 & 5	0.8A / 250V
230 VAC	2-3	1 & 4	0.8A / 250V
240 VAC	2-3	1 & 4	0.8A / 250V

* La nota: La unidad se envía para la entrada 120V de la fábrica.

Dimensiones (pulg/mm)

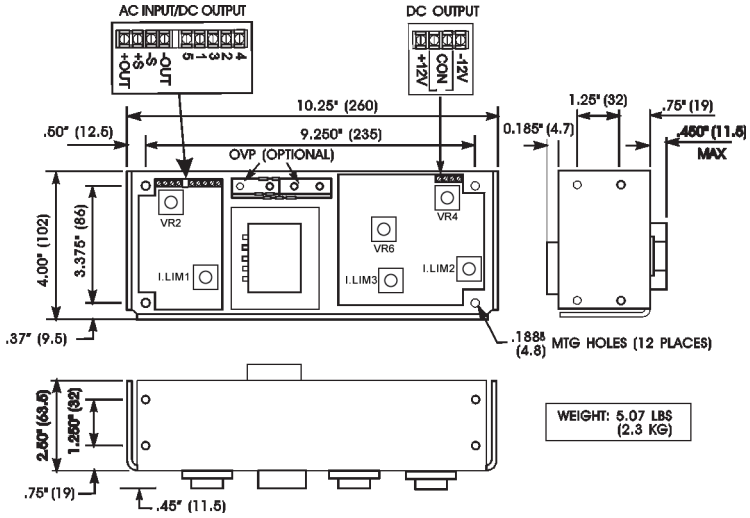

Caja F

La Nota de la aplicación: Las necesidades de Usuario a proporcionar la tierra el suelo para accionar el suministro con o soldadura qa la Etiqueta o utilizar arandela y asamblea de nuez.

La planta SLT se envía de fábrica con bandas metálicas de cortocircuito conectadas entre ORVWHUPLQ OHV287VDOLGD 6 ORVWHUPLQ OHV287 6(VWDFR QDFLyQ de bandas permite la salida desde la SLS desde cualquier par de terminales, y es la FR QDFLyQ VWiQ DU/DI LyQ HVHQ RUUHPRWRVHDFWL DOUHWLUDUODVED QDVGH cortocircuito y conectar los terminales individuales de salida (OUT) y S con los puntos pertinentes de la carga. Si se utiliza un circuito OVP, deberá conectarse con los terminales + OUT y (-) OUT. El circuito OVP no debe conectarse nunca con los terminales + S, - S sin las bandas de cortocircuito. En todos los casos es esencial ajustar los tornillos del WHUPLQ OH PHPH VH

P/N A272-052
Rev. 2 (August 17, 2007)

EGS Electrical Group SOLA/ HEVI-DUTY

Linear Open Frame DC Power Supplies Silver Line Instruction Manual Model: SLT12-61818-12T

EMERSON Industrial Automation

Features

- (DVLO\ RQEODQN
- Output adjustable from 12V to 15V
- Tight regulation: 0.05% Line; 0.05% Load
- Full Output Ratings to +50ºC
- Built in OVP on 5 Volt Outputs
- OVP Option for 12V, 15V and 24V
- Foldback Current Limiting Overload Protection with $XWRPDWLF5HFRYHU\
- Multi-Tap AC Inputs
- 100% Four-Hour Burn-in
- Please see enclosed "**Terms & Conditions and Sales & Policies & Procedures**"
- UL Recognized
- &6$&HUWLILHG

HQHUDO6SHFLILFDWLRQV

Voltage/Current Ratings			
Model Number	Output 1	Output 2	Output 3
SLT12-61818-12T	5V@6A	+12V@1.8A or +15V@1.5A	-12V@1.8A or -15V@1.5A
Outputs are tied common			
Operating Temperature Range	0 to +50ºC (Derate to 40% at +70ºC)		
7HPSHUDWXUH&RHIILFLHQW7\SLFDO	+/- 0.01% / ºC		
6WDELOLW\	Within +/- 0.05% (For 24 hours after warm-up)		
Vibration	Per MIL-STD-810C, Method 514		
Shock	Per MIL-STD-810C, Method 516		
EMI/RFI	/LQHDUSRZHUVXSSOLHVDUHLQKHUHQWO\ORZQRLVHDQGUDGLDWHGQRLVHOHYHOV)RU PRVWV\VWHPDSSOLFDWLRQVWKHVHSRZHUVXSSOLHVZLOOPHHWWKHUHTXLUHPHQWVRI)&& &ODVV%DQGRU&ODVV%HTXLSPHQWZLWKRXWDGGLWLRQDOQRLVHILOWHULQJ		
Cooling	)RUFHGDLU&)0UHTXLUHGIRUIXOOUDWLQJ'HUDWHIRUFRQYHFWLRQFRROLQJ		
,QSXW6SHFLILFDWLRQ			
Multi Input (all units)	100/120/220/230/240 VAC selectable +/- 10% except 230 VAC is +15%, -6%		
)UHTXHQF\5DQJH	+]7\SLFDO+]HUDWHRXWSXW#+]		
Transient Response Time	50 µsec at 50% load changes for outputs rated up to 6A 100 µsec at 50% load changes for outputs rated 6A and over.		
)XVH5HTXLUHPHQWV	Units are *not* IXVHG)RUVSHFLILFIXVHUDWLQJVSOHDVH per values given in table.		
2XWSXW6SHFLILFDWLRQ			
Line Regulation	0.05% for +/- 10% change		
Load Regulation	0.05% for 50% change		
Ripple	3.0 mV maximum peak-to-peak		
DC Output Adjustment Range	+/- 5% minimum		
Overvoltage Protection	All 5 volt outputs include built-in OVP as standard (setting is 6.2V +/-0.4V). OVP is RSWLRQDOIRUDOORWKHURXWSXWV		
Overload Protection	125 to 150% foldback current limit		

Output Adjustment

Step 1: Check the input AC connections

Step 2: Connect the AC input according to table below.

Step 3: Use VR6 to adjust to +V.Adj. +15V or +12V.

Step 4: Use VR4 to adjust to -V.Adj. -15V or -12V..

Input AC Connections

For use at	Connect	Apply AC to:	Primary Fuse
			SLT12-61818-12T (Case G2)
100 VAC	1-3, 2-4	1 & 5	2A / 125V
120 VAC*	1-3, 2-4	1 & 4	2A / 125V
220 VAC	2-3	1 & 5	1A / 250V
230 VAC	2-3	1 & 4	1A / 250V
240 VAC	2-3	1 & 4	1A / 250V

1RWH8QLWVVKLSSHGIURPIDFWRU\

0HFKDQLFDOLPHQVLRQVLQFKHVPP

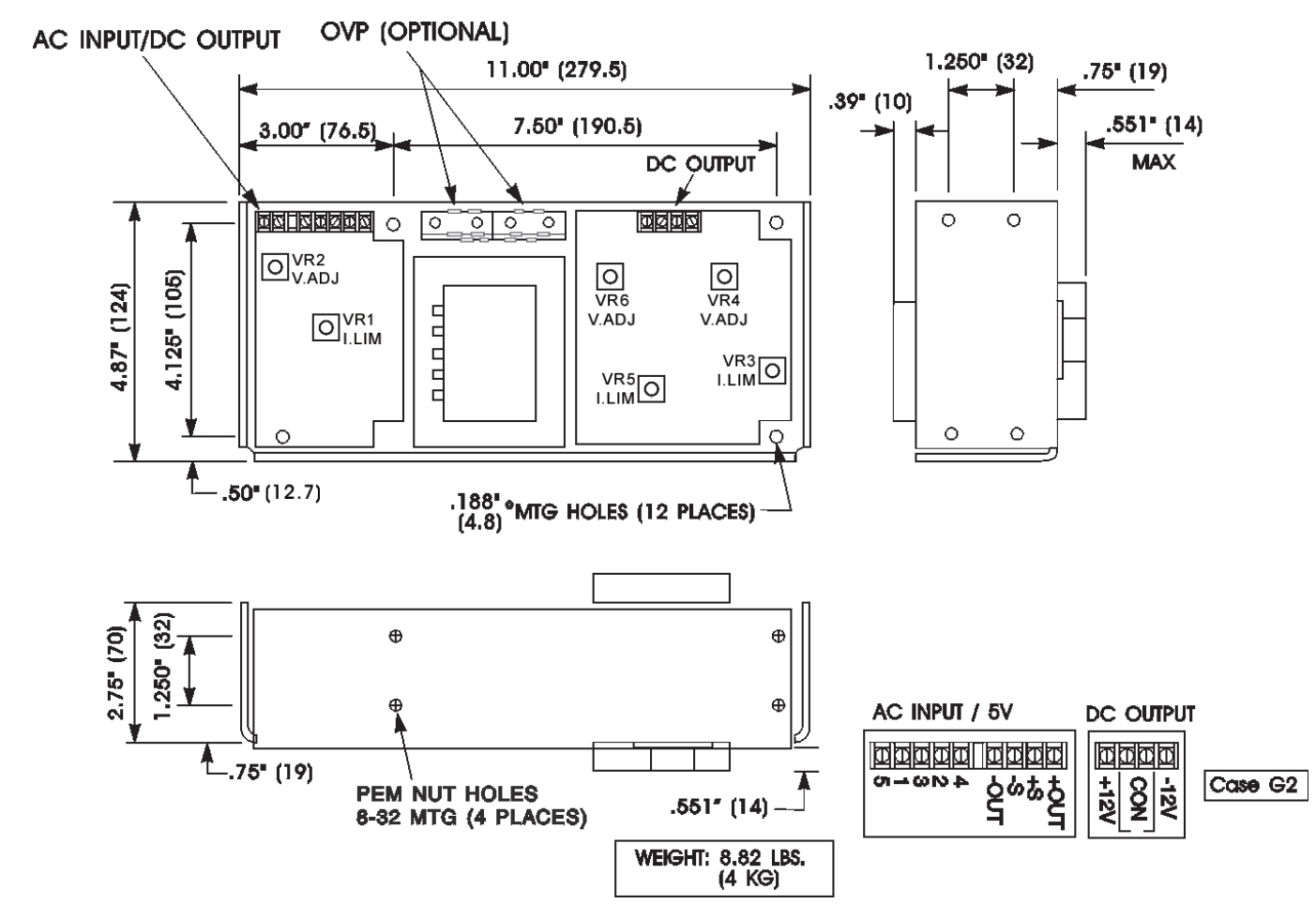

Case G2

Note: *,/,0VHWWRQDOOPRGHOVQRXWRQWDQ*

Application Note: **8VHRQVRSHLYGHYLFHRQWRPRXSSOLHVWKDWROGHUW DERYHLQVWHQ QVHEO**

7KH6/7SRZHUVXSSOLVVKLSSHGIURPWKHIDFWRU\ZLWKHWDOVKRUWLQJVWUDSVFRQQHFWHGEHWZHHQ WKH287DQG6WHUPLQDOVDQGWKH287DQG6WHUPLQDOV7KLVVWUDSSLQJFRQILJXUDWLRQ allows the output of the SLS to be taken from either pair of terminals. This is the VWDQGDUGFRQILJXUDWLRQ

The **remote sense** IHDWXUHFDQEHHQDEOHGE\UHPRYLQJWKHVWUDSVDQGFRQQHFWLQJ individual OUT and S terminals to the appropriate points of the load. If an OVP circuit is used it should be connected to the + OUT and (-) OUT terminals. The OVP should **never** be connected to the + S, - S terminals without the use of the shorting straps. In all cases it is critical that the terminal screws be ILUPOWLJKWHQHG .

Contact Technical Services at 1-800-377-4384 or tech@sola-hevi-duty.com with any questions.
Visit our website at www.solaheviduty.com

EGS Electrical Group SOLA/ HEVI-DUTY

Serie SL - Lineales de Salida Sencilla & Múltiple Múltiple Manual de la Instrucción

Modelo: SLT12-61818-12T

Características

- Terminales de conexión fáciles de instalar.
- De salida ajustable de 12V a 15V
- Tight regulation: 0.05% Line; 0.05% Load
- ‡/DVFDOLEFDFLRQHVGHVDOLGDDºC
- ‡29LQWHUJDGDHQRGHORVGHRSFLRQDOHQRV PRGHORVGH9
- Foldback Current Limiting Protección contra Sobrecarga con Automático Recupera
- Multi-Tap AC Las Entradas
- 100% Cuatro Hora Burn-in
- Sírvase consultar "**Términos y Condiciones, y Políticas y Procedimientos de Venta**s"
- UL Reconocido
- ‡&6&HUWLFDGR

VSHFLFDFLRQ

ROWDJHGHOVDOLGD			
Número de Catálogo	Salida 1	Salida 2	Salida 3
SLT12-61818-12T	5V@6A	+12V@1.8A or +15V@1.5A	-12V@1.8A or -15V@1.5A
**Outputs are tied common*			
Rango de Operación de Temperatura	0 to +50ºC (Ajuste al 40% a +70ºC)		
&RHFLHQWHGH7HPSHUDWXUD (Típico)	+/- 0.01% / ºC		
Estabilidad	Después del calentamiento inicial, ±.5%		
Vibración	De acuerdo con MIL-STD-810C, Método 514		
Golpes	De acuerdo con MIL-STD-810C, Método 516		
EMI/RFI	Las fuentes de alimentación lineales tienen inherentemente bajos niveles de ruido FRQGLFLGRUDGLDGR3DUDODPDRUtDGHODVDSOLFDFLRQHVHVWDVHVWDVFXPSOHQ FRQRVUHTXHULPLHQWRVGH)&&&ODVH%(QSDUD&ODVH%		
Enfriamiento	HDLUHIRUDGR&)0UHTXHULGRVSDUDHOUDGRFRPSOHWRUHGXFHQDFDSDFLGDG normal del 30% para refrescarse de la convección.		
Entrada			
Voltaje de Entrada	100/120/220/230/240 VAC selectable +/- 10% except 230 VAC is +15%, -6%		
Frecuencia de Entrada	47-63 Hz (Típico es 60 Hz. La producción de Derate 10% en 50 Hz)		
Tiempo de Respuesta a Transientes	50 µsec en 50% la carga cambia para producciones valoradas hasta 6A. VHFHQFDUDFDPELDSDUDSURGXFFLRQHVDORUDGDVSREUH		
)XQDORV5HTXLVLWRV	Las unidades no se funden internamente. Para la operación segura, el usuario debe proporcionar fusible de entrada de línea como por valores se rindió tabla.		
Salida			
Regulación de Línea	0.05% para un cambio del 10%		
Regulación de la carga	0.05% para un cambio del 50%		
Rizo	3.0 mV máximo Pico-a-Pico		
Rango de Ajuste de CD de Salida	+/- 5% Mínimo		
Protección de Sobrevoltaje	7RGDVODVVDOLGDVGHRWLHQHQ29LQWHUJUDGDFRPRHVWiQDUHODMXVWHHV V ±0.4 V) OVP está disponible opcionalmente en otros tipos		
Protección contra Sobrecarga	125 to 150% foldback automático de limitación de corriente		

El Ajuste de Salida

þQDVRHFDODVFRQRGHQGDGR$

Dé un paso 2: Conecte a la entrada de C.A. según posponer abajo.

Dé un paso 3: Utilice VR6 para ajustar +15V or +12V.

Dé un paso 4: Utilice VR4 para ajustar -15 or -12.

EMERSON Industrial Automation

Input AC Conexiones

Para el uso en:	Conecte	Aplique AC a:	QIXLEOHUPDUR
			SLT12-61818-12T (Case G2)
100 VAC	1-3, 2-4	1 & 5	2A / 125V
120 VAC*	1-3, 2-4	1 & 4	2A / 125V
220 VAC	2-3	1 & 5	1A / 250V
230 VAC	2-3	1 & 4	1A / 250V
240 VAC	2-3	1 & 4	1A / 250V

* La nota: La unidad se envía para la entrada 120V de la fábrica.

LPHQLRQHVSXOJPP

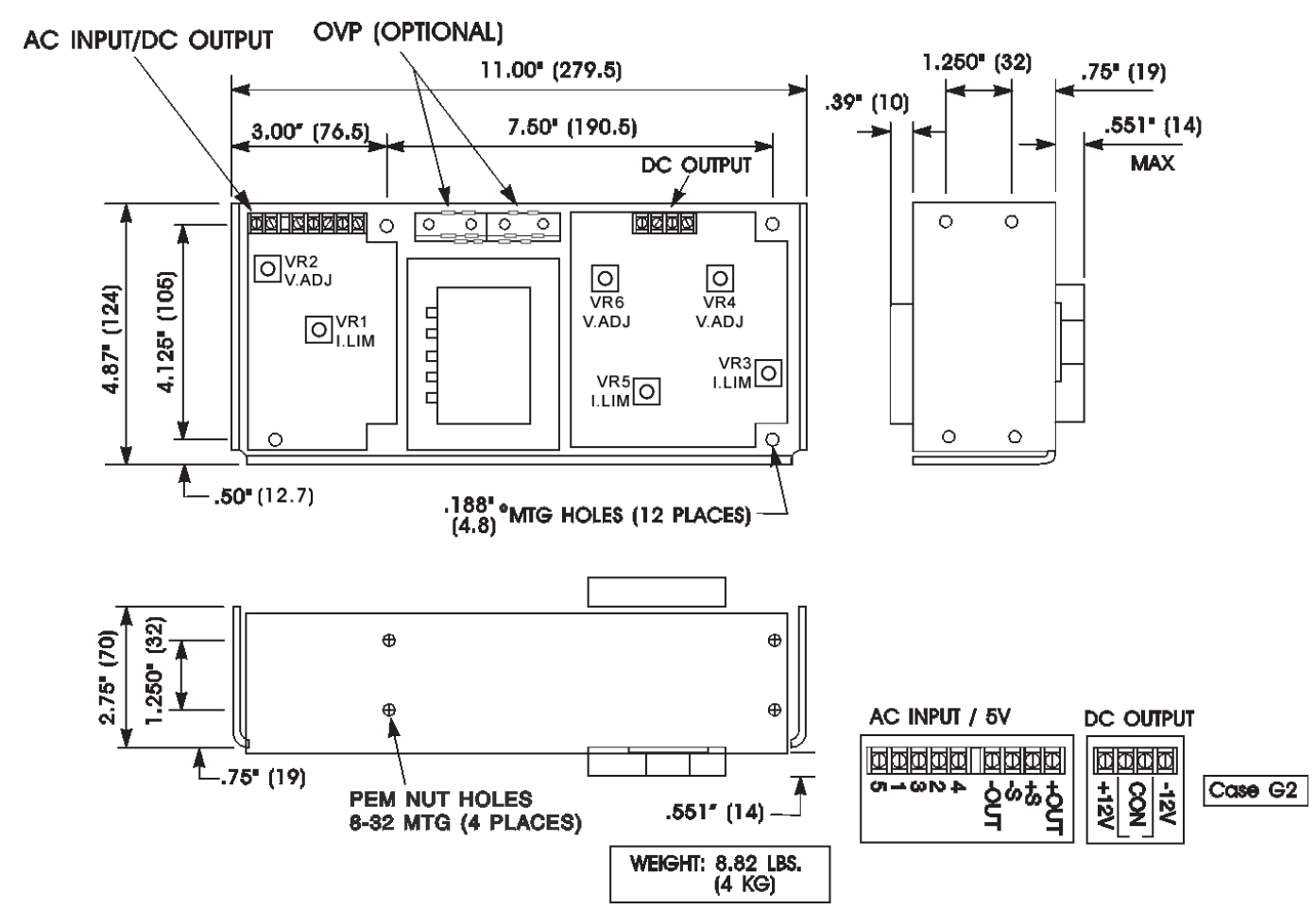

Caja G2

La nota: ,/,0DVLGRDMXVWDGDHQDIDEULFDQRVHGHEHDMXVWDUSRUORVXVXDULRV

La Nota de la aplicación: Las necesidades de Usuario a proporcionar la tierra el suelo para accionar el suministro FRQVROGDGXDTDOD(WLTXHWDRXWLOL]DUDUDQHODDVDPEOHDGHQ]

La planta SLT se envía de fábrica con bandas metálicas de cortocircuito conectadas entre ORVWHUPLQDOHV287VDOLGD6ORVWHUPLQDOHV2876(VWDFRQDFLQ GHEDQDVSHUPLWHODVDOLGDGHVGHOD6/6GHVGHFXDOTXLHUSDUGHWHUPLQDOHVHVOD FRQDFLQHVWiQDU/DIXQLQHVHQRUUHPRWRVHDFWLYDODOUHWLUDUODVEDQDVGH FRUWRFLUFXLWRFRQHFWDUORVWHUPLQDOHVLQLYGXDOHVGHVDOLGD2876FRQRVSXQWRV pertinentes de la carga. Si se utiliza un circuito OVP, deberá conectarse con los terminales 287287(OFLUFXLWR29RGHEHFRQHFWDUVHXDFRQRVWHUPLQDOHV66 sin las bandas de cortocircuito. En todos los casos es esencial ajustar los tornillos del WHUPLQDOILUPHPHQWH

P/N A272-053

Rev. 3 (August 17 , 2007)