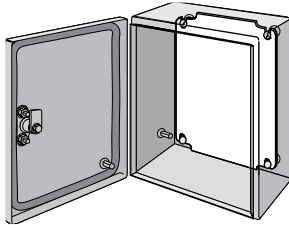


**PANEL**



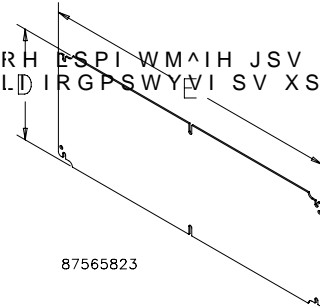
Catalog Number	Material	Panel Size D x E (mm)	Panel Size D x E (in.)	Fits INLINE Enclosure Size (mm)
LP1515	Painted Steel	131 x 131	5.16 x 5.16	150 x 150
LP1515G	Conductive	131 x 131	5.16 x 5.16	150 x 150
LP2015	Painted Steel	181 x 131	7.13 x 5.16	200 x 150
LP2015G	Conductive	181 x 131	7.13 x 5.16	200 x 150
LP2520	Painted Steel	231 x 181	9.10 x 7.13	250 x 200
LP2520G	Conductive	231 x 181	9.10 x 7.13	250 x 200
LP3025	Painted Steel	281 x 231	11.07 x 9.10	300 x 250
LP3025G	Conductive	281 x 231	11.07 x 9.10	300 x 250
LP3530	Painted Steel	331 x 281	13.04 x 11.07	350 x 300
LP3530G	Conductive	331 x 281	13.04 x 11.07	350 x 300

Panels are 12 gauge steel with a white polyester powder paint or GSRHYGXMZI ¼RMWL +VSYRH LSPI MW PEFIPIH 7M^IH JSV 1 JEWXIRIV BULLETIN: A53, A54P

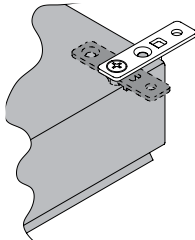
**LANDSCAPE PANELS**

Panels are 12 gauge steel with a white polyester powder paint or GSRHYGXMZI ¼RMWL 8LI] MRGPYHI E PEFIPIH KVSYRH LSPI WM^IH JSV ER 1 WGVII 4ERIPW QSYRX SR WXYHW TVSZMHIH MR XLD I RGPSWYVI SV XS STXMSREP (-2 QSYRXMRK FVEGOIXW BULLETIN: A54P

Catalog Number	Conductive Panel	Material	Panel Size D x E (mm)	Panel Size D x E (in.)
LP2331	LP2331G	Painted/Conductive Steel	211 x 291	8.31 x 11.46
LP2346	LP2346G	Painted/Conductive Steel	211 x 441	8.31 x 17.36
LP2360	LP2360G	Painted/Conductive Steel	211 x 581	8.31 x 22.87
LP2377	LP2377G	Painted/Conductive Steel	211 x 751	8.31 x 29.57
LP2393	LP2393G	Painted/Conductive Steel	211 x 906	8.31 x 35.67



**MOUNTING BRACKET KIT, PLATED AND 316**



BULLETIN: A54SY, A54Y

Catalog Number	Description
LMFK	Plated steel mounting-bracket kit
LMFKSS	Type 316L stainless steel mounting-bracket kit

Use of LMFKSS recommended to maintain Type 4X rating.

**LOCK INSERTS**



Key included.  
BULLETIN: A54SY, A54Y

Catalog Number	Description
LLKSM7	Square 7 mm, Chrome Finish
LLKSM7SS	Square 7 mm, Type 316L Stainless Steel
LLKDB	Daimler Benz, Chrome Finish
LLKDBM3	Double bit 3 mm, Chrome Finish
LLKSS	Slotted screw, Chrome Finish

**WING KNOB LATCH**

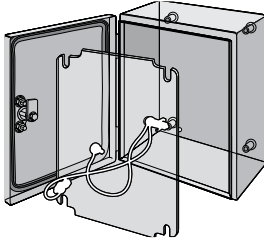


installation instructions.  
BULLETIN: A54Y

Catalog Number	Product Weight
LLKWK	0.2 lb.

Reduces UL Type rating from 4 or 4X to 12.

### GROUNDING KIT

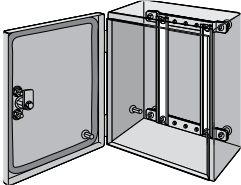


the enclosure. Kit includes two insulated copper wires with a ring terminal at each end, all installation hardware and instructions.

BULLETIN: A54Y

Catalog Number	Product Weight
LLGK	0.2 lb.

### DIN3 TYPE RAILS

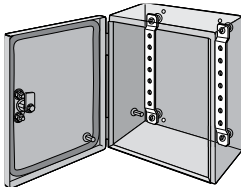


rails and installation instructions. (-2 6 EMP 1 SYR X MR K & V required in order to mount rails.

BULLETIN: A54Y

Catalog Number	Fits INLINE Enclosure	L (mm)	L (in.)	Pkg. Qty.
LDR3P15	when A or B = 150 mm	125	4.92	4
LDR3P20	when A or B = 200 mm	175	6.89	4
LDR3P25	when A or B = 250 mm	225	8.86	4
LDR3P30	when A or B = 300 mm	275	10.83	4
LDR3P31	when A or B = 310 mm	285	11.22	4
LDR3P35	when A or B = 350 mm	325	12.80	4
LDR3P40	when A or B = 400 mm	375	14.76	4
LDR3P46	when A or B = 460 mm	435	17.13	4
LDR3P60	when A or B = 600 mm	575	22.64	4
LDR3P77	when A or B = 770 mm	745	29.33	4
LDR3P93	when A or B = 925 mm	900	36.43	4

### DIN RAIL OR PANEL-MOUNTING BRACKETS



equipment. Plated 12 gauge steel. Mounting hardware included. & VEGOIXW EVI VIUYMVIH JSV (-2 X]TI VEMP W

BULLETIN: A54Y

Catalog Number	No. of Holes	L in./mm	Fits INLINE Enclosure
LMK15	5	4.09 104	when A or B = 150 mm
LMK20	9	6.06 154	when A or B = 200 mm
LMK23	11	7.24 184	when A or B = 230 mm
LMK25	13	8.03 204	when A or B = 250 mm
LMK30	17	10.00 254	when A or B = 300 mm

Catalog Number	No. of Holes	L in./mm	Fits INLINE Enclosure
LMK35	21	11.97 304	when A or B = 350 mm

600-mm and longer enclosures require two sets of brackets for mounting panels.

