

FEATURES

- Optical design to provide one-for-one replacement for 400 Watt metal halide high bays
- Advanced Thermal Management (ATM) provides optimized electrical component heat dissipation system for cool running ballast operation in unconditioned ambient spaces, your choice of T8 or T5HO—suspension mounting only
- LHV includes industry leading 5-year warranty at 65°C ambient operation for T5HO and 5-year warranty for T8 at 55°C for 277V and 50°C for 120V.
- Easy center-ballast cover allows tool-less access to electrical components without the removal of lamps, reflectors or hardware.
- Extremely low profile—only 2" overall height allows fixture to be installed without concern about obstructions
- Reflector options include uplight (recommended) or solid top with either narrow or wide distribution
- Product design accommodates quick and simple hanging systems including chain, tong, pipe hanger, or aircraft mounting
- Rotary locking lampholders secure lamp in position and conceal contacts
- Access cover in channel for easy wiring access
- UL listed, suitable for damp locations
- NEC/CEC-compliant ballast disconnect standard (not available with EL option)

PROJECT INFORMATION

Project Name _____

Type _____

Catalog No. _____

Date _____

HEAT DISSIPATION SYSTEM (ATM)

The installation of fluorescent fixtures with temperature sensitive electronic ballasts in unconditioned spaces creates the risk of premature ballast failures unless the fixture is equipped with a heat dissipation system to quickly remove heat that is harmful to ballasts. ATM (Advanced Thermal Management) was exclusively developed for VersaBay to provide the ultimate solution to ballast overheating and thermal issues.

CONSTRUCTION

Code gauge steel construction for a durable construction to withstand shipping and job site handling. End caps include hemmed edges for ease of handling. Fixture includes easy access to electrical components via removal channel cover. Tool-less access with one quarter-turn fastener. Oversized access plate conveniently mounted on back of channel for easy access to wiring compartment.

REFLECTOR

Your choice of multi-faceted specular aluminum which provides precise control for aisle lighting, high mounting heights, white aluminum for general area, or lower mounting heights. Includes a 25-year reflector warranty. Reflectors are available in solid top or with uplight component. Reflectors are securely mounted to fixture housing with screws. Reflector removal is not required to gain access to electrical components.

PERFORMANCE

With an optical system custom designed for maximum performance when using T8 lamps, VersaBay provides

excellent distribution with fixture efficiencies in excess of 94%. The spacing criteria for the VersaBay is 0.9 for narrow distribution and 1.3 for wide distribution.

BALLASTS

Energy efficient, thermally protected, automatic zresetting, Class P, high power factor, sound rated A, magnetic or electronic ballasts. CEE NEMA Premium compliant.

ELECTRICAL

Standard class "P", thermally protected, autoresetting HPF ballast, sound rated A. CEE NEMA Premium compliant. All ballast leads extend a minimum of 6" through access location. NEC/CEC-compliant ballast disconnect is standard.

FINISH

Steel surfaces are painted with high gloss baked white enamel, applied over iron phosphate pre-treatment for maximum adhesion and rust resistance.

MOUNTING

Fixture to be suspended a minimum of 6" from solid surface. Mounting options include aircraft cable, tong hanger, pipe hanger, or chain.

CERTIFICATION

All luminaires are built to UL 1598 standards and bear appropriate UL and cUL or CSA labels. Damp location labeling is standard. Emergency-equipped fixtures labeled UL 924. Fixtures bear UL damp location listing for up to 55°C.

ORDERING INFORMATION

EXAMPLE LHV4-632-M4RU-3EHLU

LHV 4 - 6 32 - - - -					
MODEL	NO. OF LAMPS IN CROSS SECTION	REFLECTOR	BALLAST	LAMPS INSTALLED	OPTIONS
LHV VersaBay® Fluorescent High Bay	6 Six	M4R Aluminum, 95% Reflective, Specular Silver (Narrow Beam) GW Gloss White (Wide Beam)	3EHL (2) 3-Lamp Electronic T8 High Light Output, Instant Start 24EHL (1) 2-Lamp and (1) 4-Lamp Electronic T8, High Light Output, Instant Start 3EPLH (2) 3-Lamp Electronic T8 High Light Output, Programmed Start	F830 78+ CRI, 3000K F835 78+ CRI, 3500K F841 78+ CRI, 4100K F850 78+ CRI, 5000K F0835 82 CRI, 3500K F0841 82 CRI, 4100K F0850 82 CRI, 5000K	GLR Fast Blow Fuse EL141 1100-1400 Lumens, T8 1-Lamp F3C5 3-Conductor Cord F4C5 4-Conductor Cord C6TL15 6' Cord and Twist-Lock™ Plug 15A (Add Voltage: 1=120, 2=277) C6TL20 6' Cord and Twist-Lock™ Plug 20A (Specify Voltage 1=120, 2=277) C6P151 6' Cord and Straight Blade Plug 15A, 120V SP Side Panels Installed¹ WG Flat Wire Guard¹ CA Clear Acrylic Lens¹ CP Clear Polycarbonate Lens¹ CAWG Clear Acrylic Lens and Flat Wire Guard¹ CPWG Clear Polycarbonate Lens and Flat Wire Guard¹ 051360 Factory Installed Occupancy/Daylight Sensor, with 360° lens, 120/277/347V, 1 Relay² 052360 Factory Installed Occupancy/Daylight Sensor, with 360° lens, 120/277/347V, 2 Relay² 051A Factory Installed Occupancy/Daylight Sensor, with Aisle lens, 120/277/347V, 1 Relay² 052A Factory Installed Occupancy/Daylight Sensor, with Aisle lens, 120/277/347V, 2 Relay² 05480360 Factory Installed Occupancy/Daylight Sensor, with 360° lens, 480V, 1 Relay² 05480A Factory Installed Occupancy/Daylight Sensor, with Aisle lens, 480V, 2 Relay²
SIZE	LAMP TYPE	UPLIGHT			
4 4'	32 4', T8: 32, 30, 28 or 25 Watt	ST Solid Top U Uplight			
ACCESSORIES (ORDER SEPARATELY)			VOLTAGE		
LHVTH Tong Hanger (Pair)³			U 120V-277V		
LHVWG4-6 Wire Guard, 6-Lamp, White			347 347V		
LHVQM5 Aircraft Cable, 5' (Pair)			480 480V		
LHVQM10 Aircraft Cable, 10' (Pair)					
LHVSPM5 Single Point Mounting, includes pair of 5' aircraft cables					
LHVSP Side Panels (Pair)¹					
LHV051360 Occupancy/Daylight Sensor, with a 360° lens, 120/277/347V²					
LHV052360 Occupancy/Daylight Sensor, with a 360° lens, 120/277/347V²					
LHV05480360 Occupancy/Daylight Sensor, with a 360° lens, 480V²					
C6TL15-120 Cord and Plug Kit (white), 6 ft., Twist Lock NEMA L5-15P, 15 amp, 120V					
C6TL15-277 Cord and Plug Kit (white), 6 ft., Twist Lock NEMA L7-15P, 15 amp, 277V					
C6P15-120 Cord and Plug Kit (white), 6 ft., Straight Blade NEMA 5-15P, 15 amp, 120V					

¹ Side panels or shielding options increase height to 27/8".

² Use programmed start ballast. Not recommended for use with instant start. For more occupancy/daylight harvesting sensor accessories contact your Columbia Lighting representative.

³ Not available with EL141.

PHOTOMETRIC DATA

Test 14573 Test Date 4/11/07

LUMINAIRE DATA

Luminaire	LHV4-632-M4RU VersaBay Industrial 21" x 48" 6-Lamp 32T8 with MIRO®-4 Reflector and Uplight
Ballast	GE332MAX-H/ULTRA
Ballast Factor	1.15
Lamp	F32T8
Lumens per Lamp	2900
Watts	222
Mounting	Pendant
Shielding Angle	0° = 0 90° = 0
Spacing Criterion	0° = 1.24 90° = 0.96
Luminous Opening in Feet	Length: 4.00 Width: 1.79 Height: 0.00

ZONAL LUMEN SUMMARY

Zone	Lumens	% Lamp	% Fixt.
0-30	4540	26.1	27.7
0-40	7117	40.9	43.5
0-60	12073	69.4	73.7
0-90	15277	87.8	93.3
0-180	16374	94.1	100.0

ENERGY DATA

Total Luminaire Efficiency	94.1%
Luminaire Efficacy Rating (LER)	85
ANSI/IESNA RP-1-2004 Compliance	Noncompliant
Comparative Yearly Lighting Energy Cost per 1000 Lumens	\$2.82 based on 3000 hrs. and \$0.08 per KWH

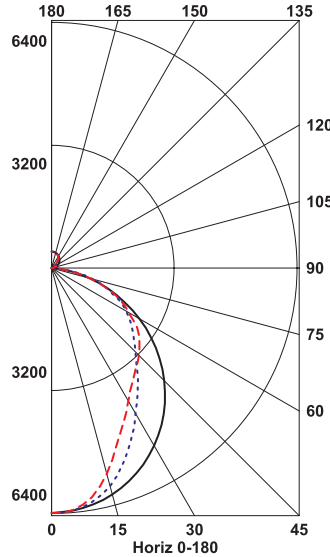
COEFFICIENTS OF UTILIZATION (%)

RCR	RW	80				70				50				0
		70	50	30	10	70	50	30	10	50	30	10	0	
1	101	97	93	89	98	94	90	87	89	86	83	74		
2	92	84	78	73	89	82	76	71	78	73	69	62		
3	84	74	67	61	81	72	65	60	69	63	58	52		
4	77	66	58	52	74	64	57	51	61	55	50	45		
5	71	59	51	45	68	58	50	44	55	48	43	39		
6	66	53	45	39	63	52	44	39	50	43	38	34		
7	61	48	40	35	59	47	40	34	45	39	34	30		
8	57	44	36	31	55	43	36	31	42	35	30	27		
9	53	41	33	28	51	40	33	28	38	32	27	25		
10	50	38	30	25	48	37	30	25	36	29	25	22		

RCR = Room Cavity Ratio

RC = Effective Ceiling Cavity Reflectance RW = Wall Reflectance

INDOOR CANDELA PLOT

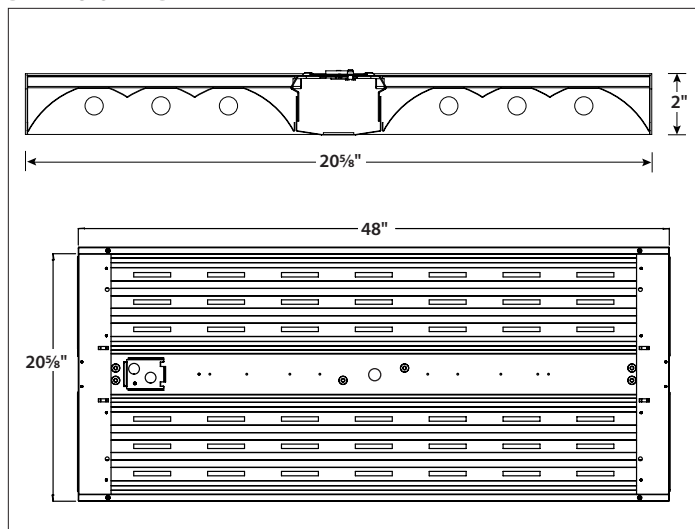


0.0 ——— 45.0 - - - - - 90.0 - 180.0 - - - - -

AVG. LUMINANCE (Candela/Sq. M.)

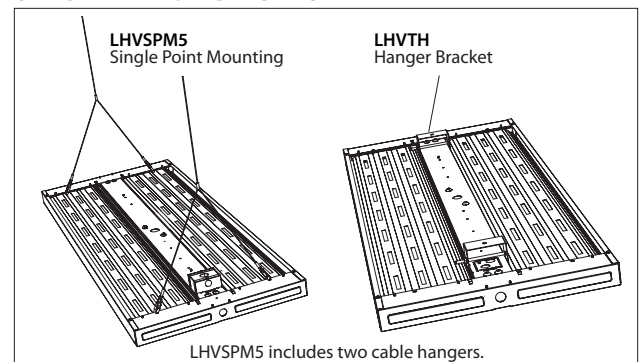
Average Luminance Angle	0.0	22.5	45.0	67.5	90.0
0	9596	9596	9596	9596	9596
30	9275	8695	7605	7096	6942
40	9008	7793	6808	6690	6708
45	8827	7269	6576	6782	6833
50	8590	6836	6530	6937	6977
55	8311	6411	6615	7103	7145
60	7941	6019	6720	6951	6942
65	7467	5820	6809	6969	7072
70	6857	5784	6721	6708	6751
75	6006	5762	6430	6134	6122
80	4744	5368	5567	5004	4987
85	2656	3795	3571	2449	2346

DIMENSIONAL DATA



NOTE: All dimensions are in inches; dimensions and specifications are subject to change without notice. Please consult factory or check sample for verification.

OPTIONAL HANGER BRACKETS



LHV AIRCRAFT CABLE

