Mini-Quick® Control Connectors

2 - 6 Pole Plugs

Choose the appropriate configuration from the Selector below.

Hubbell Logic Configurator

For example, Catalog Number **HCMA05212** is derived as follows:

DEVICE TYPE	COUPLING NUT MATERIAL	BODY STYLE	POLES	CONDUCTOR TYPE	CABLE LENGTH (ft)
HC= Plug, Female **HP**= Plug, Male **HI** = Plug, Male Inline* **HE** = Male/Female Extension Cable* **HJ** = Male/Female Jumper Cable	**M** = Metallic **N** = Nylon	**A** = Right Angle **S** = Straight	**02** **03** **04** **05** **06**	**1** = #16 AWG STOOW Cable **2** = #16 AWG SEOOW Cable ◆ **3** = #18 AWM2661 IEC Cable ◆ **4** = #18 AWG STOOW Cable ◆ *3 - 5 pole only*	****** **03** **06** **12** **20** *** Replace w / length*
↓	↓	↓	↓	↓	↓
HC	**M**	**A**	**05**	**2**	**12**

Availability of specific items may vary. Consult factory for delivery. Consult the factory for additional cable lengths or cable types.
** Available with metallic coupling nut only.*

2 - 6 Pole Plugs

Catalog numbers using #16 AWG STOOW cable are listed below. For #16 AWG SEOOW, #18 AWG STOOW or #18 AWM2661 IEC cable, change the conductor type per the **Hubbell Logic** chart above.

Poles	Male Face Shown Female - mirror image		Female Plugs		Male Plugs		Male/Female Jumper Cables
		Cable Length	Straight	Right Angle	Straight	Right Angle	Straight
2	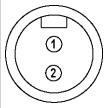	3 ft (0.91m)	HCMS02103	HCMA02103	HPMS02103	HPMA02103	HJMS02103
		6 ft (1.83m)	HCMS02106	HCMA02106	HPMS02106	HPMA02106	HJMS02106
		12 ft (3.66m)	HCMS02112	HCMA02112	HPMS02112	HPMA02112	HJMS02112
		All other lengths ⅄	HCMS021**	HCMA021**	HPMS021**	HPMA021**	HJMS021**
3	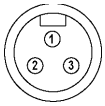	3 ft (0.91m)	HCMS03103	HCMA03103	HPMS03103	HPMA03103	HJMS03103
		6 ft (1.83m)	HCMS03106	HCMA03106	HPMS03106	HPMA03106	HJMS03106
		12 ft (3.66m)	HCMS03112	HCMA03112	HPMS03112	HPMA03112	HJMS03112
		All other lengths ⅄	HCMS031**	HCMA031**	HPMS031**	HPMA031**	HJMS031**
4	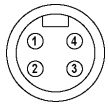	3 ft (0.91m)	HCMS04103	HCMA04103	HPMS04103	HPMA04103	HJMS04103
		6 ft (1.83m)	HCMS04106	HCMA04106	HPMS04106	HPMA04106	HJMS04106
		12 ft (3.66m)	HCMS04112	HCMA04112	HPMS04112	HPMA04112	HJMS04112
		All other lengths ⅄	HCMS041**	HCMA041**	HPMS041**	HPMA041**	HJMS041**
5	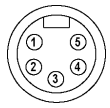	3 ft (0.91m)	HCMS05103	HCMA05103	HPMS05103	HPMA05103	HJMS05103
		6 ft (1.83m)	HCMS05106	HCMA05106	HPMS05106	HPMA05106	HJMS05106
		12 ft/3.66m)	HCMS05112	HCMA05112	HPMS05112	HPMA05112	HJMS05112
		All other lengths ⅄	HCMS051**	HCMA051**	HPMS051**	HPMA051**	HJMS051**
6		3 ft/0.91m)	HCMS06103	HCMA06103	HPMS06103	HPMA06103	HJMS06103
		6 ft/1.83m)	HCMS06106	HCMA06106	HPMS06106	HPMA06106	HJMS06106
		12 ft/3.66m)	HCMS06112	HCMA06112	HPMS06112	HPMA06112	HJMS06112
		All other lengths ⅄	HCMS061**	HCMA061**	HPMS061**	HPMA061**	HJMS061**

⅄ *Replace ** with length required in feet. For nylon coupling nuts, replace "M" with "N" per the ordering chart above. Example: change HP**M**A05106 to HP**N**A05106.*



Mini-Quick® Control Connectors

Mini-Quick Control Connectors are a line of environmentally protected, industrial circular connectors typically used for the installation and quick disconnect of solenoid valves, photo eyes, limit switches and 18 and 30 mm proximity switches. The electrical and environmental ratings of Mini-Quick connectors also make them well suited for use with outdoor lighting as well as other commercial applications requiring circular disconnect cable assemblies.

Hubbell's Mini-Quick line features:

- UL Listed connectors with UL Type 4, 4X,12 and 13 environmental ratings.
- Nickel plated brass coupling nuts designed with an anti-vibration feature provide a secure connection that is resistant to corrosion and water.
- Gold over palladium nickel contact plating for superior conductivity and extended contact life.
- Sleeved, leaded nickel copper socket contacts maintain their shape and continuity over time.

This highly durable line of connectors ensures extended product life resulting in decreased downtime and labor costs.

Hubbell offers you a complete Mini-Quick product line with straight and right angle molded-on plugs and pre-wired receptacles available in 2 through 12 pole configurations with a variety of cable types and lengths. If you know the product you need, save time and go directly to the Mini-Quick **Hubbell Logic** ordering chart to build your catalog number. Hubbell will provide the product you want, when you need it.

Mini-Quick® Control Connectors

Features and Benefits

Gated Strain Relief with Graduated Window Sizes-
Improved flexibility and strength
protects wire terminations;
Superior arc of bend control.

Hard Gold Over Palladium Nickel Contact Plating-
Superior conductivity, extended contact life.



O-Rings- Moisture protection.

Anti-Vibration Coupling Nut-
Prevents coupling nut from loosening under harsh vibration conditions.

Indicator Ring-
Ensures proper mating.

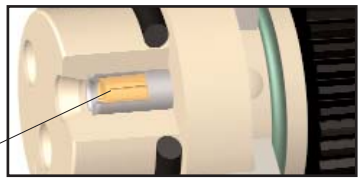

Leaded Nickel Copper Sleeved Contact-
Extended contact life and continuity.

Features	Benefits
• Nickel plated brass coupling nuts and receptacle shells.	• Plating resistes corrosion in high abuse environments
• Black overmold and cable.	• Cable assembly resists dirt and blends with environment giving a clean look to the installation
• Insulgrip connector body design.	• Ergonomic connector body has an industrial look.
• UL Listed cable assemblies and receptacles.	• Third party certified for electrical, mechanical and environmental performance.

Material Specifications

Insulator Materials	Nylon 6/6, White
Contact Materials	Pins - Brass, Sockets Leaded nickel copper w/ stainless steel sleeve
Contact Plating	Hard gold over palladium/nickel
Overmold Material	Polyurethane, Black
Coupling Nut, Metallic	Nickel plated brass
Coupling Nut, Nylon	Nylon 6/6, Black
Receptacle Shell	Nickel plated brass
Receptacle Shell, Nylon	Nylon 6/6, Black
Receptacle Shell, Right Angle	Nickel plated zinc alloy die cast

Cable	#16 AWG STOOW - PVC jacket, Black, PVC conductor insulation, Stranding - 65/34
	#16 AWG SEOOW - TPE jacket, Black, PVC conductor insulation, Stranding - 65/34
	#18 AWG STOOW - PVC jacket, Black, PVC conductor insulation, Stranding - 41/34
	#18 AWM2661 - PVC jacket, Black, PVC conductor insulation, Stranding - 41/34
Strain Relief	#16 AWG & #18 AWG - 30 pounds min per UL2238

Electrical Specifications

Voltage Rating	600VDC/600VAC.
Amperage	#16 AWG - 2&3P=15A, 4P=12A, 5&6P=10A 7P=10A, 8&9P=9A, 10&12P=8A #18 AWG - 2&3P=11A, 4P=8A, 5&6P=7A
Contact Resistance	≤ 5 mΩ
Isolation Resistance	≥ 1000 MΩ

Environmental Specifications

Moisture Protection	UL Type 4, 4X, 12 and 13.
Ingress Protection	IP67.
Operating Temperature	STOOW & AWM2661 cables: -20°C to 105° C. SEOOW cable: -40°C to 105° C.
Corrosion Resistance	500 hours salt spray per MIL-STD-1344, Method 1001.
Vibration Resistance	10 - 2,000 Hz @15g per MIL-STD-1344, Method 2005.

Certifications

UL 2238 and UL50, File No. E192071.
CSA Certified, C22.2 No. 182.3 and CSA C22.2 No. 94.

Dimensions in Inches (mm)

Mini-Quick® Control Connectors

2 - 6 Pole Plugs

Straight Plug

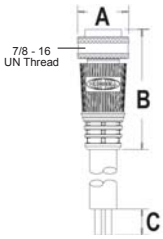

	MALE	FEMALE
A	0.99 (25.2)	0.99 (25.2)
B	2.44 (62.0)	2.40 (61.0)
C	2.75 (69.9)	2.75 (69.9)

Jumper Cable

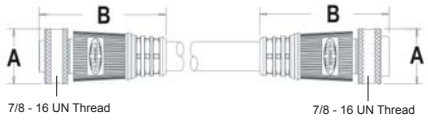

	MALE	FEMALE
A	0.99 (25.2)	0.99 (25.2)
B	2.44 (62.0)	2.40 (61.0)

Inline Plug

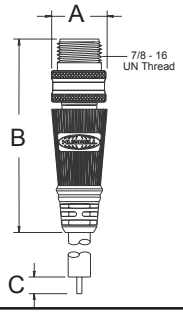

	MALE
A	0.99 (25.2)
B	2.47 (62.8)
C	2.75 (69.9)

Right Angle version also available.

Right Angle Plug

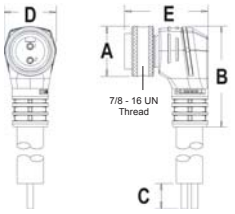

	MALE	FEMALE
A	0.99 (25.2)	0.99 (25.2)
B	2.14 (54.4)	2.14 (54.4)
C	2.75 (69.9)	2.75 (69.9)
D	1.03 (26.2)	1.03 (26.2)
E	1.64 (40.6)	1.60 (40.6)

Male/Female Extension Cable

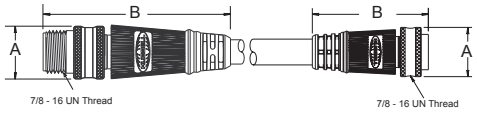

	MALE	FEMALE
A	0.99 (25.2)	0.99 (25.2)
B	2.47 (62.7)	2.40 (61.0)

Cable Diameters By Cable Type

Number of Conductors	#16 AWG STOOW	#18 AWG STOOW
2	0.37" (9.4)	0.37" (9.4)
3	0.42" (10.7)	0.37" (9.4)
4	0.42" (10.7)	0.42" (10.7)
5	0.50" (12.7)	0.50" (12.7)
6	0.52" (13.2)	0.50" (12.7)

Number of Conductors	#16 AWG SEOOW	#18 AWM2661 IEC
3	0.42" (10.7)	0.26" (6.6)
4	0.42" (10.7)	0.26" (6.6)
5	0.50" (12.7)	0.26" (6.6)

Conductor Color Code

#16 AWG STOOW Plugs

Contact Number	2 Pole	3 Pole	4 Pole	5 Pole	6 Pole
1	White	Green	Black	White	White
2	Black	Black	White	Red	Red
3		White	Red	Green	Green
4			Green	Orange	Orange
5				Black	Black
6					Blue

#16 AWG SEOOW Plugs

Contact Number	3 Pole	4 Pole	5 Pole
1	Green	Red/Black	Red/White
2	Red/Black	Red/White	Red
3	Red/White	Red	Green
4		Green	Red/Orange
5			Red/Black

#18 AWG STOOW Plugs

Contact Number	3 Pole	4 Pole	5 Pole
1	Green	Black	White
2	Black	White	Red
3	White	Red	Green
4		Green	Orange
5			Black

#18 AWG IEC Plugs

Contact Number	3 Pole	4 Pole	5 Pole
1	Yellow/Green	Black	Black
2	Brown	Blue	Blue
3	Blue	Brown	Yellow/Green
4		White	Brown
5			White

ACCESSORIES

Closure caps protect plugs and receptacles when not in use. Adapter rings allow the mating of male and female plugs for in-line applications. Shell size is 1, and the thread is 7/8-16 UN.

Description	Catalog No.	
Closure Cap	**HPCAP1**	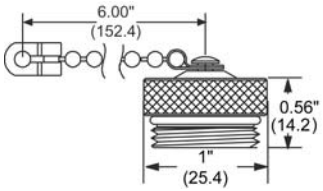
Closure Cap	**HRCAP1**	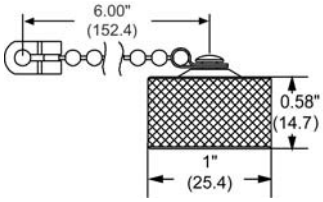
Adapter Ring	**HMQAR1**	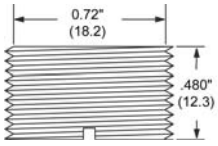

Dimensions in Inches (mm)