5500 Series Washdown Fan Forced Unit Heater

Enclosure and Motor: Element housing shall be 1 gauge 304 or 316 stainless steel shroud. The outlet grill and louver assembly shall be 304/316 stainless steel and rotate for direction of discharge air. The heater shall have a 304/316 stainless steel inlet grill and fan guard. The motor shall be totally enclosed, permanently lubricated and designed to resist moisture and corrosion. The fan blade shall be aluminum with a SRZGHU FRDWHG HSR[Y ¿QLVK

Element: The heating element shall be 304 or 316 stainless steel tube with VWDLQOHVV VWHHO ¿Q material helically attached to the tube for even heat transfer. The element designed with the highest quality nickel-chromium resistance wire embedded in compacted HI¿FLHQW GLHOHFWULF 3RZGHU proper heat transfer.

Control Panel: The control enclosure shall be non-metallic Nema 4X control panel water-tight and dust- tight. The enclosure and elements are attached to the control panel with stainless steel fasteners. Standard control components are factory mounted and wired with access through control panel door on bottom of heater assembly. A standard door interlock disconnect switch shall be factory mounted and wired for safety.

Controls: All controls shall be factory mounted and wired in Nema 4X panel. Terminal block, 24 Volt transformer, high temperature limits, contactor and fusing if required by NEC are mounted and wired in control panel. A three-position switch (Off-Heat-Fan) shall be mounted on side of control panel for access from outside of panel. A pilot light to indicate power is on for safety shall be located on side of control panel. A wall mounted Nema 4X thermostat is an optional accessory.

Mounting Bracket: A formed 304/316 stainless steel bracket shall be used on 3.3 thru 15 KW units. A cast iron epoxy painted bracket shall be used on 20 thru 48 KW units. Above brackets shall be combination wall/ceiling type. Optional mounting brackets are available.


MFG CATALOG NUMBER	MFG MODEL NUMBER	KW	BTUs	VOLTS	PH	AMPS	CONTROL VOLTAGE	TEMP RISE °F	AIR THROW	CFM	WT. (LBS)
07130402	F1F5503T	3.3	11200	208	1	15.9	24	26	20’	400	58
07130502	F3F5503T			208	3	9.2					
07130602	H1H5503T			240	1	13.7					
07130702	H3H5503T			240	3	7.9					
07130802	G1G5503T			277	1	11.9					
07130902	P3P5503T			480	3	4					
07131102	F1F5505T	5	17100	208	1	24.1		40			
07131202	F3F5505T			208	3	13.9					
07131302	H1H5505T			240	1	20.8					
07131402	H3H5505T			240	3	12.1					
07131502	G1G5505T			277	1	18.1					
07131602	P3P5505T			480	3	6.1					
07131802	F1F5507T	7.5	25600	208	1	36.1		60			
07131902	F3F5507T			208	3	20.8					
07132002	H1H5507T			240	1	31.3					
07132102	H3H5507T			240	3	13.1					
07132202	G1G5507T			277	1	27.1					
07132302	P3P5507T			480	3	9.1					
07132502	F1F5510T	10	34130	208	1	47.8		45			
07132602	F3F5510T			208	3	27.7					
07132702	H1H5510T			240	1	41.2					
07132802	H3H5510T			240	3	24.1					
07132902	G1G5510T			277	1	36.1					
07133002	P3P5510T			480	3	12.1			28’	700	64
07133902	F1F5515T	15	51200	208	1	72.1		68			
07134002	F3F5515T			208	3	41.7					
07134102	H1H5515T			240	1	62.5					
07134202	H3H5515T			240	3	36.1					
07134402	P3P5515T			480	3	18.1					
07134602	F3F5520T	20	68260	208	3	55.6		45	35’	1400	92
07134702	H3H5520T			240	3	48.2					
07134802	P3P5520T			480	3	24.1					
07135002	F3F5525T	25	85325	208	3	69.5		56			
07135102	H3H5525T			240	3	60.2					
07135202	P3P5525T			480	3	30.1					
07135402	F3F5530T	30	102390	208	3	83.4		68			
07135502	H3H5530T			240	3	72.3					
07135602	P3P5530T			480	3	36.1					
07136002	P3P5540T	40	136520	480	3	48.2		70	42’	1800	126
07136402	P3P5548T	48	163824	480	3	57.8		84			

Remote Rain-Tight Thermostat

MFG CATALOG NUMBER	MFG MODEL NUMBER	DESCRIPTION
05234202	TW155A	1 POLE, 40-110 deg F, 22Amp
05234302	TW255A	2 POLE, 40-110 deg F, 22Amp

- NEMA 4X Construction with Stainless Steel Hardware
- Made in U.S.A. with domestic and foreign components

5500 Series Washdown Fan Forced Unit Heater





The Washdown Series unit heaters are electric unit heaters constructed for use in areas that require washing or hosing of equipment due to dirty or dusty industrial environments in non-hazardous locations. The totally enclosed water-tight construction made with corrosion-resistant material make this series ideal for industrial heating applications. The Washdown Series is constructed with all built-in controls and safety temperature controls wired in a non-metallic Nema 4x control panel with single-point power connections.

‡6WDLQOHVV VWHHO ¿QQHG WXEXODU HOHPHQW &RQVW
‡&RQWURO SDQHO RQ ERWWRP RI XQLW IRU HDV
‡'LVFRQQHFW VZLWFK ZLWK HQFORVXUH GRRU L
‡)URQW JULOO URWDWHV WR H[SHFW DLUÀRZ

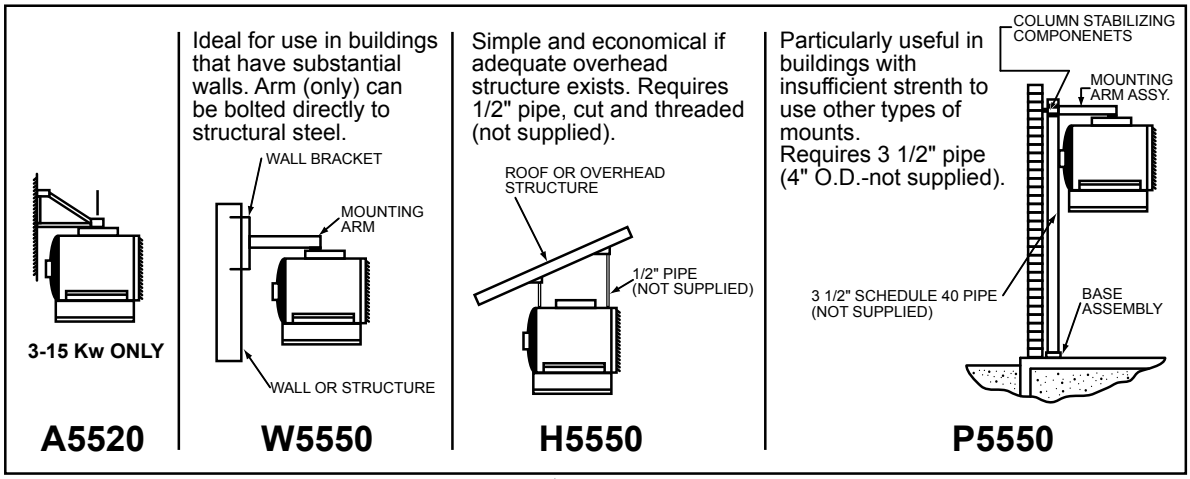
Manufactured in U.S.A.

‡+HDY\ GXW\ *DXJH VWHHO FRQVWUXFWLRQ %XLOW WR 1(0$ [6WDQGDUGV
‡ VWDLQOHVV FRQVWUXFWLRQ RSWLRQDO %UDQGHG $OXPLQXP
‡1HPD [RQ PHWDOOLF FRQWURO SDQHO FROG UROO VWHHO PRGHO DYD
‡ 9ROW WUDQVIRUPHU DQG IHHWURO 26+$ UHTXLUHPHQWV
‡ SRVLWLRQ VZLWFK RII KHDW IDQ
‡&DSLOODU\ WKHUPRVWDW ZLWK UHPRWH VHQVLQJ ERO
‡$XWRPDWLF UHVHW WKHUPDO FXWRXW
‡7RWDOO\ HQFORVHG 8 / OLVWHG IRU KD]DUGRXV
‡3LORW OLJKW SRZHU RQ LQGLFDWRU

Mounting Bracket Kits & Product Dimensions

SIZE KW	UPC# 686334	STAINLESS STEEL COMBINATION BRACKET	LIST	UPC# 686334	WALL MTG. BRACKET *	LIST	UPC# 686334	HANGING BRACKET *	LIST	UPC# 686334	PIPE MTG. BRACKET *	LIST
3.3-15	713672	A5520/UHB	293	713726	W5520/WMK	417	713702	H5520/HMK	293	713689	P5520/PMK	417
20-48		----	-	713733	W5550/WMK		713719	H5550/HMK		713696	P5550/PMK	

* Material: Heavy Duty Epoxy Powder Coat Finish.



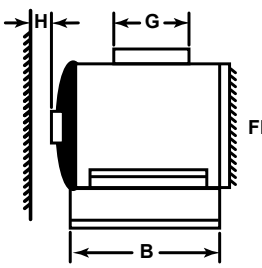


FIG. 1

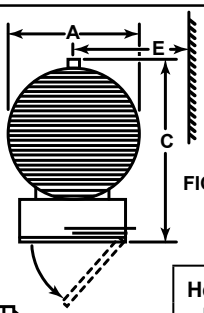


FIG. 2

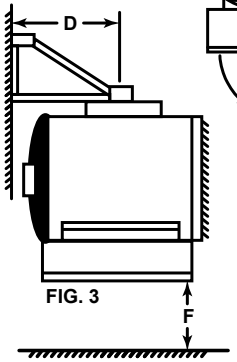


FIG. 3

Heater KW	Heater Dimension in *Inches* unless otherwise stated.							
	A	B	C	D	E	F	G	H
3-7.5	12.00	18.00	19.75	15.25	16.25	6 ft.	8.00	6.00
10-15	14.00	19.00	21.75	15.25	18.00		8.00	6.00
20-30	16.00	27.00	28.75	19.50	17.50		15.50	4.50
40-48	18.00	31.00	30.75	19.50	19.50		21.75	2.75