

LED G25

3.5G25/PER/UD/CL/G/E26/WGD 4/2PF T20

Philips G25 LED Lamps offer energy saving ambience with an elegant effect. Their unique design provides light in all directions, giving lighting designers a long life alternative to standard incandescent sources.

Product data

General Information	
Cap-Base	E26 [Single Contact Medium Screw]
Nominal lifetime	15,000 hour(s)
Switching Cycle	20,000
Rated Lifetime (Hours)	15,000 hour(s)
Lighting Technology	LED
EU RoHS compliant	Yes
Light Technical	
Color Code	922-927 [CCT of 2200K-2700K]
Color Code	922-927 [CCT of 2200K-2700K]
Beam Angle (Nom)	300 degree(s)
Luminous Flux	350 lm
Color Designation	Warm Glow(WG)
Correlated Color Temperature (Nom)	2200 2700 K
Luminous Efficacy (rated) (Nom)	100 lm/W
Color Consistency	<4
Color rendering index (CRI)	95
LLMF At End Of Nominal Lifetime (Nom)	70 %
Operating and Electrical	
Line Frequency	60 Hz
Input Frequency	60 Hz
Power Consumption	3.5 W

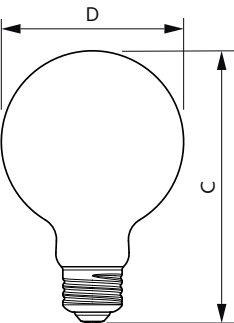
Lamp Current (Nom)	40 mA
Wattage Equivalent	40 W
Starting Time (Nom)	0.5 s
Warm-up time to 60% light	0.4 s
Power Factor (Fraction)	0.7
Voltage (Nom)	120 V
Temperature	
Ambient temperature range	-20 °C to 40 °C
Controls and Dimming	
Dimmable	Only with specific dimmers
Mechanical and Housing	
Bulb Finish	Clear
Bulb Material	Glass
Bulb Shape	G25
UL Wet/ damp/ dry location	Wet location
Approval and Application	
Energy Certifications	Energy Star
EyeComfort	Yes
T20 compliant	Yes

LED G25

LED Innovations	EyeComfort
Application Conditions	
can it be used in closed luminaires	No
Product Data	
Order product name	3.5G25/PER/UD/CL/G/E26/WGD 4/2PF T20
Full product name	3.5G25/PER/UD/CL/G/E26/WGD 4/2PF T20

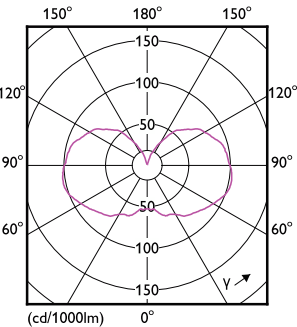

Order code	929003084803
Material Nr. (12NC)	929003084803
Numerator - Quantity Per Pack	1
EAN/UPC - Product/Case	046677573348
Numerator - Packs per outer box	4
EAN/UPC - Case	50046677573343

Dimensional drawing



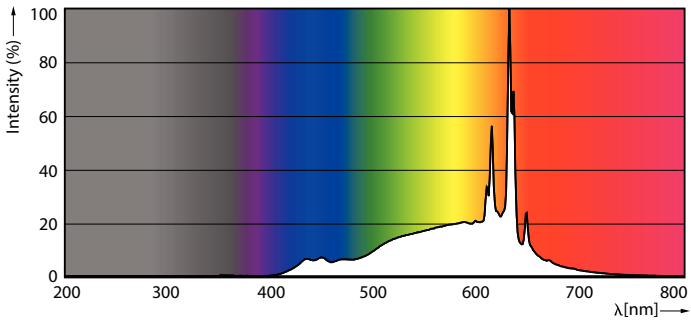
Product	D	C
3.5G25/PER/UD/CL/G/E26/WGD 4/2PF T20	80 mm	119 mm

Photometric data



General uniform lighting - 3.5G25/PER/UD/CL/G/E26/WGD 4/2PF T20

Light Distribution Diagram - 3.5G25/PER/UD/CL/G/E26/WGD 4/2PF T20



Spectral Power Distribution Colour - 3.5G25/PER/UD/CL/G/E26/WGD 4/2PF T20

LED G25

Lifetime



Life Expectancy Diagram - 3.5G25/PER/UD/CL/G/E26/WGD 4/2PF T20



Lumen Maintenance Diagram - 3.5G25/PER/UD/CL/G/E26/WGD 4/2PF T20

