

Project		Catalog #		Type	
Prepared by		Notes		Date	



Metalux

ST1, ST2

Single or Dual Lens LED Striplight

Typical Applications

New Construction • Retrofit

Interactive Menu

- Order Information page 2
- Photometric Data page 3
- Product Warranty

Product Certification



Product Features



Top Product Features

- Ideal for replacing single or two lamp fluorescent strips
- Superior performance with lumens up to 8600 lumen and 110 lm/W
- Unique single or dual lens tube design
- Full length and standard width die formed channel: 1.8" and 3.5"

	Features	Benefits
Construction	Full length and standard width channel design	No painting required. Ideal for any retrofit LFL project
	Tool-less channel cover with integrated LEDs	Simple install and maintenance for life of product
	Surface, chain or toggle mount	Ideal for new construction or retrofit
	Continuous row mount aligner included	Add-on length as needed regardless of application or layout
Performance	Up to 110 lm/W, 4000K standard CCT	Save over 40% energy over existing LFL strips
	Classic single or double lens tube appearance	One for one replacement of 2 or 4-lamp LFL strips
	Energy Star, 5-year warranty, 50K life hours at L70	Certified and guaranteed performance

Order Information

Catalog Number	UPC	CCT (K)	Min. CRI	Delivered lumens	Watts	Efficacy (lm/W)	Controls	Input current (A)	
								120V	277V
2ST1L1040R	080083838165	4000	80	1210	11	110	None	0.09	0.04
2ST2L2040R	080083838172	4000	80	2210	20	110	None	0.17	0.07
4ST1L2040R	080083838189	4000	80	2200	20	110	None	0.17	0.07
4ST2L4040R	080083838196	4000	80	4600	43	107	None	0.36	0.16
8ST2L8040R	080083838202	4000	80	8600	80	107	None	0.67	0.29

Accessories (Order Separately)

HBAYC-CHAIN/SET/U=(2) V-Hook Hangers for ST2 only, 36" Chain Sets w/S-Hooks

SCF=Fixed Stem Set (Specify Length)

SCS=Swivel Stem Set (Specify Length)

SCA=Adjustable 48" Stem Set

TOGGLE=Single Toggle No. 2 (Specify Length)

Y-TOGGLE-...-2PK=(2) Y-Toggle Cable Kits (Specify 10 or 30 for length in feet)

EBPLED7W=User Installed, Remote Mount, 7 Watt LED Emergency Battery Pack

EBPLED14W=User Installed, Remote Mount, 14 Watt LED Emergency Battery Pack

WG/SNF-4FT-4=Wireguard for 4 ft. ST1

WG/SSF-4FT-8=Wireguard for 4 ft. ST2

Product Specifications

Construction

- Die formed post painted white steel construction
- Continuous row mount aligner included. U-bracket aligner type on ST2 models only
- Snap and lock tool-less channel cover for easy maintenance
- Powder coated white finish for a clean exterior
- Two channel widths: ST1 – 1.8" wide and ST2 – 3.6"
- Available sizes: 2ft, 4ft and 8ft lengths

Electrical

- Universal voltage (120V-277V) non-dimming driver
- L70 at 50,000 rated life-hours (TM-21), or up to 20 years at 7 hrs/day
- 4000K CCT LEDs
- >80 CRI LEDs

Emergency Battery Pack Option

- Field installed remote mount UNV battery pack available, 7 and 14 watts, ships separately
- Batteries provide 90 minutes of backup power
- Factory installed battery pack not available

Shielding

- Classic single (ST1) or double (ST2) fluorescent tube exterior
- Impact resistant, UV-stabilized frosted polycarbonate lens
- Standard LED blended optics for wide area coverage up to 15' mounting

Installation

- Surface or suspended mount capable
- ST1 can be chain mounted using standard AYC chain-set
- ST2 uses HBAYC hanger or toggle mounting kits
- Channel and end knockouts (7/8") for conduit entry and continuous row
- Wire nuts and aligner included

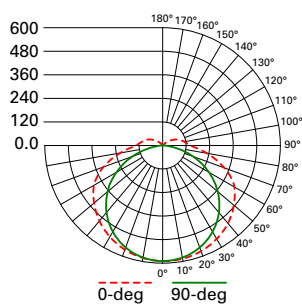
Compliance

- UL/cUL listed for damp location
- Rated for 0F (-20C) to 104F (40C) ambient operating temperatures
- RoHS compliant
- LED complies with IESNA LM-79 and LM-80
- ENERGY STAR® Certified luminaire - consult ENERGY STAR® Certified Product List
- Suitable for use in closet storage spaces when installed in accordance with NFPA-70 and NEC 410.16 spacing requirements

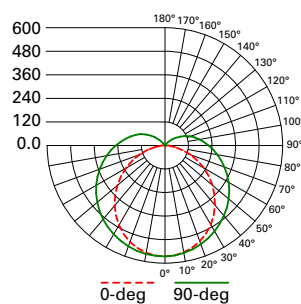
Limited Warranty

- Five-year limited warranty

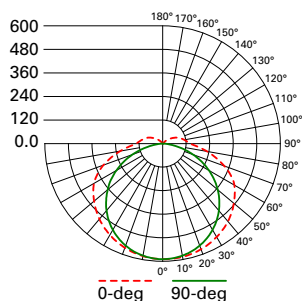
Photometric Data

 View IES files
**4ST2L4040R**

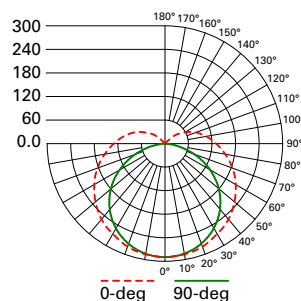
Electronic Driver
 Linear LED 4000K
 Spacing criterion: (II) 1.37 x mounting height, (⊥) 1.28 x mounting height
 Lumens: 4600
 Input Watts: 43W
 Efficacy: 107 LPW
 Test Report: 4ST2L4040R.IES

**4ST1L2040R**

Electronic Driver
 Linear LED 4000K
 Spacing criterion: (II) 1.23 x mounting height, (⊥) 1.34 x mounting height
 Lumens: 2200
 Input Watts: 20W
 Efficacy: 110 LPW
 Test Report: 4ST1L2040R.IES

**2ST2L2040R**

Electronic Driver
 Linear LED 4000K
 Spacing criterion: (II) 1.39 x mounting height, (⊥) 1.29 x mounting height
 Lumens: 2210
 Input Watts: 20W
 Efficacy: 110 LPW
 Test Report: 2ST2L2040R.IES

**2ST1L1040R**

Electronic Driver
 Linear LED 4000K
 Spacing criterion: (II) 1.38 x mounting height, (⊥) 1.28 x mounting height
 Lumens: 1210
 Input Watts: 11W
 Efficacy: 110 LPW
 Test Report: 2ST1L1040R.IES

Energy and Performance Data

Load Data

	2'	4'	8'
PF	0.99	0.99	0.99
THD% (min.)	11.6	11.7	10.6
Low Temp. Start	-20°C	-20°C	-20°C

*120V data.

Shipping Data

Catalog	Wt. (lb.)	Unit per Pallet	Gross wt. Pallet (lb.)
2ST1	1.75	336	655.25
2ST2	2.75	180	519.81
4ST1	2.90	252	813.56
4ST2	4.91	150	809.20
8ST2	9.79	90	994.47

Dimensional and Mounting Details

