



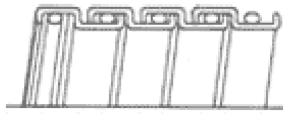
# TYPE - LA



[Contact your local Sales Representative](#)  
[Click Here for Printable Version](#)

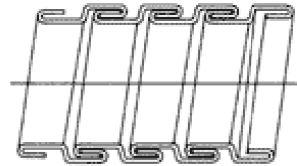
Trade Size	Type	Inside Bend Radius	Wt. (Lbs.)/ 100 Ft.	Carton Length	Part #		Reel Length		Part #	
					Gray / Black		Gray / Black		Gray / Black	
3/8"	LA -10	2.0"	29	100	20101 / 20801		500	20103 / 20803	1000	20104 / 20804
1/2"	LA -11	3.0"	32	100	21101 / 21801		500	21103 / 21803	1000	21104 / 21804
3/4"	LA -12	4.2"	53	100	22101 / 22801		500	22104 / 22804	1000	22110 / 22810
1"	LA -13	5.5"	82	100	23102 / 23802		400	23104 / 23804	-	- / -
1-1/4"	LA -14	7.0"	102	50	24102 / 24802		200	24104 / 24804	-	- / -
1-1/2"	LA -15	4.5"	124	50	25102 / 25802		150	25104 / 25804	-	- / -
2"	LA -16	6.0"	145	50	26102 / 26802		100	26104 / 26804	-	- / -
2-1/2"	LA/LT - 17	8.0"	192	25	27102 / 27802		275	27105 / 27805	-	- / -
3"	LA/LT - 18	10.0"	252	25	28102 / 28802		175	28105 / 28805	-	- / -
3-1/2"	LA/LT - 350	11.0"	308	25	28502 / -		175	28505 / -	-	- / -
4"	LA/LT - 19	12.0"	350	25	29102 / 29502		100	29105 / 29505	-	- / -

SIZES: 3/8" - 1-1/4"



Squarelock with Filler

SIZES: 1-1/2" - 4"



Interlock

**TYPE - LA**

A flexible steel conduit which is both listed by Underwriters Laboratories Inc. and certified by Canadian Standards Association. It offers outstanding protection against wet, oily conditions and is permitted for use in exposed or concealed locations.

**CONSTRUCTION:**

The flexible inner core is made from a spiral wound strip of heavy gauge, corrosion resistant, hot-dipped galvanized steel. The 3/8 through 1-1/4 inch trade sizes are squarelock formed and include an integral bonding strip of copper that is enclosed within the convolutions throughout their entire length. The 1-1/2 through 4 inch trade sizes are designed with a fully interlocked strip.


The liquidtight jacketing material is of a high quality, rugged, flame retardant flexible PVC compound which resists oils, mild acids and exposure to sunlight. Refer to the Chemical Resistance chart for further information.


**APPLICATION:**

This conduit is intended for installation in accordance with Article 350 of the NEC (ANSI/NFPA-70) and in section 14.5.4 of the ANSI/NFPA-79 Standard for Industrial Machinery:

- Listed and marked for Direct Burial and in Poured Concrete

- For containment of 600 volt and lower potential circuits
- Sunlight Resistant
- Suitable as a grounding conductor when used for circuits rated up to 20A for the 3/8 & 1/2 inch trade sizes and 60A for the 3/4 through 1-1/4 inch trade sizes in lengths six feet or less per NEC Article 250.118(7)
- Installations in hazardous (classified) locations:
  - Class I Div. 2 Article 501
  - Class II Div. 1 and 2 Article 502
  - Class III Div. 1 and 2 Article 503
- Installed under raised floors in Data Processing Areas Articles 645.5 (D)(2)
- Electric Signs and Outline Lighting over 1000 volts Articles 600.7/600.32(A)(1)
- Permitted for Service Entrance wiring to six feet Article 230.43
- Used as Feeders and Services at Marinas and Boatyards Article 553.7(B).
- Wiring on Building Article 225.10
- Conductor Enclosures Adjacent to Motors over 600 V Article 430.223
- Underground Service, Feeder, Branch Circuit, and Recreational Vehicle Site Feeder Circuit Conductors Article 551.80
- Elevators and Hoistways Article 620.21
- Pools and Fountains Article 680

 Listed File # E29278. Conforms to Underwriters Laboratories Standard ANSI/UL-360 for Liquidtight Flexible Steel conduit.

 Certified File #LL18858. Conforms to CSA 22.2 No.56 for use per the Canadian Electrical Code C22.1 Section 12-1300.

**Tests Include:**

[WEEE and RoHS Compliant](#)

**STANDARD COLORS:**

Machine Tool Gray and Black. Other colors available upon request. Blue is commonly used for computer room installations. See Type CBLA.

**WORKING TEMPERATURES:**

-20°C to 60°C

**Flexibility:**

**Metal Used: Steel**

**Plastic Used: PVC**

High Mech. Strength	Listed For Direct Burial	Halogen Free	Low Fire Hazard	Accepts Standard Liquidtight Fittings	Self Extinguish	EMI/RFI Shielding	Oil Resistance	Acid Resistance
X	X			X	X		X	X