LITHONIA LIGHTING®

Catalog Number	
Notes	
Type	

LED High Bay

I-BEAM® IBE

12,000 through 30,000 Lumens

FEATURES & SPECIFICATIONS

INTENDED USE — Ideal one-for-one replacement of conventional lighting systems such as HID and fluorescent. For use in light Industrial applications such as, warehousing and other large indoor spaces with mounting heights ranging from 10' – permitted. **Certain airborne contaminants can diminish integrity of acrylic and LED's. Click here for Acrylic Environmental Compatibility table for suitable uses.**

Certain airborne contaminants may adversely affect the functioning of LEDs and other electronic components, depending on various factors such as concentrations of the contaminants, ventilation, and temperature at the end-user location. Click here for a list of substances that may not be suitable for interaction with LEDs and other electronic components.

CONSTRUCTION — Solid aluminum channel enables superior thermal performance at warm ambient temperatures.

Optional textured semi-diffuse, acrylic lens (ATC) provides glare control and LED protection.

ELECTRICAL — 70% lumen maintenance at >100,000 hours. Thermally protected driver standard with 0-10V dimming, 6kV/3kA surge protection is standard on MVOLT. 10kV/5kA surge protection is standard on HVOLT. Optional 10kV/5kA available on MVOLT. Surge protection is tested in accordance with IEEE/ANSI standards.

Luminaire surge protection level: Designed to with stand up to 6kV/3kA per ANSI C82.77-5-2015.

Lumniaire surge protection level: Designed to with stand up to 10kV/5kA per ANSI C82.77-5-2015.

LSXR Sensor option provides increased energy savings.

INSTALLATION — Suitable for suspension by chain, cable, surface-mounting bracket, hook monopoint or single (pendant) monopoint. Surface mounting not recommended. 2" offset mounting can be accomplished with the optional THUN mounting bracket. To maintain ambient listing, fixture should be mounted at a minimum plenum height of 18".

LISTINGS — UL listed. Damp location listed. Listed for use in ambient operating temperatures from -40°C to 45°C. Thermal management system allows for safe operation during times when temperatures rise to 55°C*.

GOVERNMENT PROCUREMENT — BAA – Product with the BAA option qualifies as a domestic end product under the Buy American Act as implemented in the FAR and DFARS. Product with the BAA option also qualifies as manufactured in the United States under DOT Buy America regulations.
BABA – Build America Buy America: Product with the BAA option also qualifies as produced in the United States under the definitions of the Build America, Buy America Act.
Please refer to www.acuitybrands.com/buy-american for additional information.

WARRANTY — 5-year limited warranty. This is the only warranty provided and no other statements in this specification sheet create any warranty of any kind. All other express and implied warranties are disclaimed. Complete warranty terms located at:
www.acuitybrands.com/support/warranty/terms-and-conditions

Note: Actual performance may differ as a result of end-user environment and application.
All values are design or typical values, measured under laboratory conditions at 25 °C.
Specifications subject to change without notice.

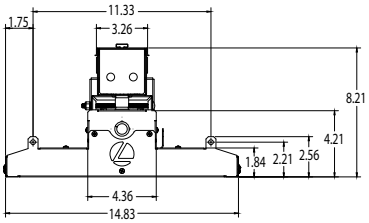

Fixture utilizing back pack



IBE L24 LUMINAIRE

A - 7/8" KNOCK OUT

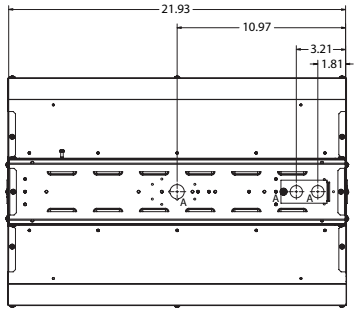

IBE L24 LUMINAIRE

A - 7/8" KNOCK OUT

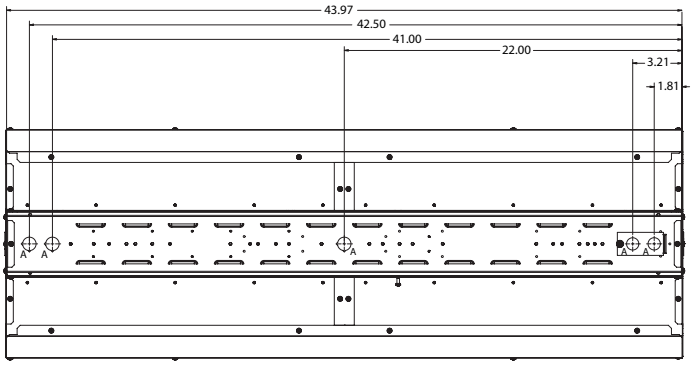

IBE L48 LUMINAIRE

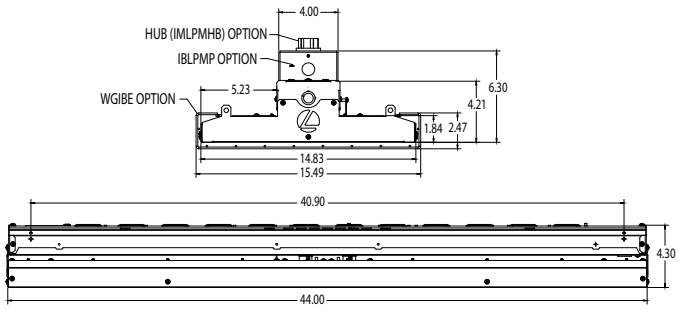

IBE L48 LUMINAIRE

*Prolonged use at 55°C may impact long-term performance.

Looking for Contractor Select readily available configurations? Click here to visit Contractor Select™ spec sheet or go to www.contractorselect.com

ORDERING INFORMATION

Lead times will vary depending on options selected. Consult with your sales representative.

Example: IBE L24 18000LM ATC MD MVOLT GZ10 40K 80CRI DWH

IBE				MD		GZ10	
Series	**Fixture length**	**Lumens**	**Lens**	**Distribution**	**Voltage**	**Driver**	**Color temperature**
IBE LED bay light	L24 24"	12000LM 12,000 lumens 15000LM 15,000 lumens 18000LM 18,000 lumens ‡ 22000LM 22,000 lumens ‡	ATC Acrylic Textured semi-diffuse lens, .040" thick L/LENS Less lens ‡ SD080 Semi-Diffuse acrylic, .080" thick	MD Medium ND Narrow	MVOLT 120-277V HVOLT 347V-480V ‡ 120 120V 208 208V 240 240V 277 277V 347 347V ‡ 480 480V ‡	GZ10 0-10V dimming	40K 4000 K 50K 5000 K
	L48 48"	18000LM 18,000 lumens 22000LM 22,000 lumens 30000LM 30,000 lumens					

Color rendering index	Options			Finish
80CRI 80 CRI	E15WCP EM self-diagnostics battery pack, 5°C min., 15W, Certified in CA Title 20 MAEDBS ‡ BPK Fixture back pack OUTCTR Wiring leads pulled through back center of fixture (not available with back pack) SPD Surge protection device ‡ OCS RELOC® OnePass® 5' installed ‡ RRL RELOC®-ready luminaire. See page 5 for ordering information (must be ordered separately) IMP Integrated modular plug ‡ WGX Standard wire guard, installed BAA Buy America(n) Act Compliant Cord sets: CS1W 6' white cord with straight-blade plug, 120V ‡ CS3W 6' white cord with twist-lock plug, 120V ‡ CS7W 6' white cord with straight-blade plug, 277V ‡ CS11W 6' white cord with twist-lock plug, 277V ‡ CS25W 6' white cord with twist-lock plug, 347V ‡ CS97W 6' white cord with twist-lock plug, 480V ‡ CS93W 6' white cord, 600V SEOOW, no plug (no voltage required) ‡	Motion sensors: ‡ LCOZU Aisle motion sensor, pre-wired LCHOSZU Aisle motion sensor, pre-wired; programmable dimming LCPZU Aisle motion sensor with photocell; pre wired LAOZU 360° motion sensor, pre-wired LAHOSZU 360° motion sensor, pre-wired; programmable dimming LAPZU 360° motion sensor with photocell, pre-wired LAMOSZU 360 motion sensor, dimming and switching photocell, pre-wired (T24 compliant) LCMOSZU Aisle motion sensor, dimming and switching photocell, pre-wired (T24 compliant)		DWH Gloss white

Accessories: *Order as separate catalog number.*

Mounting:

IBAC120 M100	Aircraft cable 10' with hook (one pair)
IBAC240 M75	Aircraft cable 20' with hook (one pair)
IBHMP	Hook monopoint
ZACVH	Aircraft 10' V hanger (one pair)
IBLPMP	Pendant monopoint splice box, includes side covers (not available with fixtures utilizing back pack when ordered with 347, 480 & HVOLT) ‡
IBLPMPHB	Pendant monopoint splice box with 3/4" hub, includes side covers (not available with fixtures utilizing back pack when ordered with 347, 480 & HVOLT) ‡
HC36	Hanger chain, 36" (one pair)
THUN	Tong hanger bracket (order 2 per fixture) ‡

Wire guards:

WGIBE	Wire guard for use with L24 fixtures
WGIBE4	Wire guard for use with L48 fixtures

Cord sets for IMP option: ‡

CS1WIMP	Straight plug, 120V
CS3WIMP	Twist-lock, 120V
CS7WIMP	Straight plug, 277V
CS11WIMP	Twist-lock, 277V
CS25WIMP	Twist-lock, 347V
CS93WIMP	600V SO white cord, no plug (no voltage required)
CS97WIMP	Twist-lock, 480V

NOTE: ‡ indicates option chosen has ordering restrictions. Please reference ordering restrictions chart, page 3. Options are sorted alphanumerically.

INDUSTRIAL: One Lithonia Way, Conyers, GA 30012 Phone: 1-800-705-SERV (7378) techsupport-Industrial@acuitybrands.com www.lithonia.com

© 2018-2024 Acuity Brands Lighting, Inc. All rights reserved.

‡ Option Value Ordering Restrictions	
Option value	**Restriction**
18000LM	Not available with OUTCTR option.
22000LM	Not available with OUTCTR option.
347V	30000LM only for use in ambient temperatures up to 35°C.
480V	30000LM only for use in ambient temperatures up to 35°C.
Cord sets for IMP option	Fixtures must have IMP option. All cord sets are 18/3, 6', white. Additional lengths available 10', 15' and 20'. (ex. CS1WL10). Not available with BPK.
CS1W, CS3W, CS7W, CS11W, CS25W, CS97W	All cord sets are 18/3, 6', white. Additional lengths available 10', 15' and 20'. (ex. CS1WL10) Cord sets are voltage specific. Specify voltage. Other configurations available. Consult factory. Battery not available on cord sets with plugs.
CS93W	All cord sets are 18/3, 6', white. Additional lengths available 10', 15' and 20'. (ex. CS1WL10)
E15WCP	Utilizes PS1555CP. Not available with 347 or 480. Requires BPK option. Must specify voltage. Not available with IMP option.
HVOLT	Ships standard with surge protection.
IBLPMP, IBLPMPHB	Additional support cables required when used with L48.
L/LENS	Visible pixilation is present when choosing L/LENS option. Not recommended for applications where direct viewing of high intensity LED's will be unacceptable.
Motion sensors	Other configurations available, see page four for additional options.
OCS	Must specify voltage.
SPD	Ships standard on HVOLT, 347, 480V, and E15WCP and all Motion sensors. Should not be added to the description.
THUN	For use in applications with ambient temperatures up to 35°C for 12000LM - 22000LM fixtures, 30°C for 30000LM fixtures. Not for use on fixtures with E15WCP. Not for use with IMP option.

© 2018-2024 Acuity Brands Lighting, Inc. All rights reserved.

IBH/IBE CONVERSION

IBH Existing			IBE Contract Select Offering			Need IBE 18L and 24L in a 2X4 to match existing IBH form factor?	
IBH Nomenclature	Size	UPC	IBE Nomenclature	Size	UPC	IBE Nomenclature	Size
IBH 12L MVOLT	2X2	889804709100	IBE 12LM MVOLT 40K	2X2	191848491010		
IBH 12000LM SD080 MD MVOLT OZ10 50K 80CRI WH	2x2	889804681499	IBE 12LM MVOLT 50K	2x2	191848491096		
IBH 15000LM SD080 MD MVOLT OZ10 40K 80CRI WH	2x2	889804708370	IBE 15LM MVOLT 40K	2x2	191848194133		
IBH 15000LM SD080 MD MVOLT OZ10 50K 80CRI WH	2x2	889804708370	IBE 15LM MVOLT 50K	2x2	191848491058		
IBH 18L MVOLT	2X4	889804710472	IBE 18LM MVOLT 40K	2X2	191848491027	IBE L48 18000LM SD080 MD MVOLT GZ10 40K 80CRI DWH	2X4
IBH 18000LM SD080 MD MVOLT OZ10 50K 80CRI WH	2X4	889804711738	IBE 18LM MVOLT 50K	2x2	191848491072	IBE L48 18000LM SD080 MD MVOLT GZ10 50K 80CRI DWH	2X4
IBH 24L MVOLT	2X4	889804710335	IBE 22LM MVOLT 40K	2x2	191848491195	IBE L48 22000LM SD080 MD MVOLT GZ10 40K 80CRI DWH	2X4
IBH 24000LM SD080 MD MVOLT OZ10 50K 80CRI WH	2X4	889804712032	IBE 22LM MVOLT 50K	2x2	191848491133	IBE L48 22000LM SD080 MD MVOLT GZ10 50K 80CRI DWH	2X4

PHOTOMETRICS

See www.lithonia.com.

OPERATIONAL DATA

Fixture Length	Lumen Package	Lens Option	40K, 80CRI	50K, 80CRI
L24	12000LM	ATC	11,306	11,652
		SD080	11,377	11,726
		L/LENS	12,267	12,643
	15000LM	ATC	13,967	14,395
		SD080	14,055	14,486
		L/LENS	15,155	15,619
	18000LM	ATC	17,762	18,306
		SD080	17,874	18,422
		L/LENS	19,272	19,863
	22000LM	ATC	21,067	21,712
		SD080	21,200	21,850
		L/LENS	22,859	23,559
L48	18000LM	ATC	18,052	18,605
		SD080	18,166	18,723
		L/LENS	19,587	20,188
	22000LM	ATC	22,564	23,256
		SD080	22,707	23,403
		L/LENS	24,486	25,234
	30000LM	ATC	27,845	28,698
		SD080	28,021	28,880
		L/LENS	30,213	31,139

LUMENS VS. AMBIENT TEMPERATURE

Ambient °C	Ambient °F	Lumen multiplier
0	32	1.035
10	50	1.021
25	77	1.000
30	86	0.993
35	95	0.986
40	104	0.978
45	113	0.971

CHARACTERISTICS

Length	Lumen package	Wattage				Dimensions - Inches (centimeters)			Weight with ATC Lens in Carton	Comparable light source
		120V	277V	347V	480V	Length	Width	Depth		
L24	12000LM	83	82	81	81	22 (55.9)	15-1/4 (38.7)	4-3/8 (11.1)	8.2 lbs (3.7 kg)	175W MH, 4-lamp T8 HBF, 2-lamp T5HO
	15000LM	107	105	104	104	22 (55.9)	15-1/4 (38.7)	4-3/8 (11.1)	8.2 lbs (3.7 kg)	200W MH, 6-lamp T8 NBF
	18000LM	137	137	131	132	22 (55.9)	15-1/4 (38.7)	4-3/8 (11.1)	8.2 lbs (3.7 kg)	250W MH, 6-lamp T8 HBF, 4-lamp T5HO
	22000LM	166	165	161	161	22 (55.9)	15-1/4 (38.7)	4-3/8 (11.1)	8.2 lbs (3.7 kg)	400W MH, 6-lamp T5HO
L48	18000LM	136	136	133	133	44 (111.8)	15-1/4 (38.7)	4-3/8 (11.1)	18 lbs (8.2 kg)	250W MH, 6-lamp T8 HBF, 4-lamp T5HO
	22000LM	166	165	161	161	44 (111.8)	15-1/4 (38.7)	4-3/8 (11.1)	18 lbs (8.2 kg)	400W MH, 6-lamp T5HO
	30000LM	215	213	205	204	44 (111.8)	15-1/4 (38.7)	4-3/8 (11.1)	18 lbs (8.2 kg)	575W MH, 10-lamp T8 HBF

PROJECTED LUMEN MAINTENANCE

Operating hours	0	10,000	20,000	30,000	40,000	50,000	60,000	70,000	80,000	90,000	100,000
Lumen maintenance factor	100%	96%	94%	91%	89%	87%	85%	82%	80%	78%	76%

© 2018-2024 Acuity Brands Lighting, Inc. All rights reserved.

LSXR - Fixture Mount Sensor (see www.sensorswitch.com for additional information)

- Four interchangeable lenses.
- Integrated mounting bracket drops lens down 3" from chase nipple.
- Single or dual relay versions — designed with robust protection from the harsh switching requirements of T5 and LED loads.
- Photocell and 0-10VDC dimming options.
- No PIR field calibration or sensitivity adjustments required.
- Not available 208 or 240V.

LSXR configuration	Comparable CMRB sensor	Old style sensor nomenclature
For shortest lead times use one of the following LSXR configurations		
LCOZU	CMRB 50	MSI
LCH0SZU	CMRB 50 D	MSID
LCPZU	CMRB 50 P	MSIPED
LAOZU	CMRB 6	MSI360
LAH0SZU	CMRB 6 D	MSI360D
LAPZU	CMRB 6 P	MSI360PED

SELECTIONS BELOW WILL EXTEND ORDER LEAD TIME.
CONSULT YOUR SALES REPRESENTATIVE FOR DETAILS.

SINGLE RELAY

Example: LAH0SZU

ORDERING INFORMATION Lead times will vary depending on options selected. Consult with your sales representative.

Series	Lens option	Dimming/Photocell	Max. dim Level	Min. dim level	Temp/Humidity	Default time delay
L LSXR passive infrared indoor occupancy sensor	A High mount, 360° B Low mount, 360° C High mount aisleway	0 None[1] H High/low occupancy operation P Switching photocell (on/off) M Dimming and switching photocell G Dimming and switching photocell with high/low occupancy operation	0 10 VDC 9 9 VDC 8 8 VDC 7 7 VDC	S Minimum dimming level of ballast 1 1 VDC 2 2 VDC 3 3 VDC 4 4 VDC 5 5 VDC 6 6 VDC	Z None T Low temperature	I 30 seconds D 2.5 minutes X 5 minutes R 7.5 minutes U 10 minutes (with minimum 15 minutes on time) V 15 minutes W 20 minutes Y 30 minutes

DUAL RELAY (Available with 120-277, and 347V only)

Example: LA2KZU

ORDERING INFORMATION Lead times will vary depending on options selected. Consult with your sales representative.

Series	Lens option	Poles	Operating mode	Temp/Humidity	Default time delay
L LSXR passive infrared indoor occupancy sensor	A High mount, 360° B Low mount, 360° C High mount aisleway	2 Dual relay	J None K Alternating off relays (promotes even lamp wear) O Alternating off relays w/photocell P Switching photocell (on/off) E Photocell on/off (pole 1 only) F Photocell on/off - both poles (dual set-point)	Z None T Low temperature	I 30 seconds D 2.5 minutes X 5 minutes R 7.5 minutes U 10 minutes (with minimum 15 minutes on time) V 15 minutes W 20 minutes Y 30 minutes

Example: LENS 50 J100

Replacement lenses: *Order as separate catalog number.*

Series	Lens type	Package quantity
Lens	6 High mount 360° 10 Low mount 360° 50 High mount aisleway	U Unit J10 10-pack J100 100-pack

Notes

1 Dimming level fields not required when this option is chosen.

INDUSTRIAL: One Lithonia Way, Conyers, GA 30012 Phone: 1-800-705-SERV (7378) techsupport-Industrial@acuitybrands.com www.lithonia.com
© 2018-2024 Acuity Brands Lighting, Inc. All rights reserved.

RRL - RELOC®-Ready Luminaire

- RRL connectors can be used with Quick-Flex®, System 820 and OnePass® systems.
- Load side of connector factory installed to luminaire.
- 4-pole mating connector with push-in terminations allows for simple installation.
- Touch-safe design on both halves meets UL/CSA requirement.
- Wiping contact design allows safe disconnect under load.

ORDERING INFORMATION Lead times will vary depending on options selected. Consult with your sales representative.

Example: RRLA

Series		Wiring instructions			
RRL	RELOC®-ready luminaire	A	Hot conductor wired to position #1 (phase A)	AE	Hot conductor wired to position #1 (phase A), hot conductor #2 wired to position #2 (phase B) [1]
		B	Hot conductor wired to position #2 (phase B)	C12S	Hot conductor in position #1 (phase A), low voltage conductor #1 in position #2,low voltage conductor #2 in position #3 [2]

Compatible RELOC® Cables for Industrial Luminaires (shipped and ordered separately)

OCS

OCU

OD

Notes

1 AE commercial fixtures should disconnect the TSPL before unplugging the RRL so it does not go into discharge mode. Requires fixture to have a battery option.v

2 C12S option is used with the OnePass for 0-10V/DALI applications

IMP – Integrated Modular Plug

- The integrated modular plug (IMP) option allows the installer to plug and play.
- Cord sets connect quickly to any fixture with IMP option.

IMP compatible cord sets[1]	
CS1WIMP	Straight plug, 120V
CS3WIMP	Twist-lock, 120V
CS7WIMP	Straight plug, 277V
CS11WIMP	Twist-lock, 277V
CS25WIMP	Twist-lock, 347V
CS93WIMP	600V SEOOW white cord, no plug
CS97WIMP	Twist-lock, 480V

Notes

1 Cord set required for fixture operation. All cord sets are 18/3, 6' white.

© 2018-2024 Acuity Brands Lighting, Inc. All rights reserved.