

BALDOR® • RELIANCE

Product Information Packet

VEM3615T

5HP, 1750RPM, 3PH, 60HZ, 184TC, 3642M, TEFC, F1

Part Detail							
Revision:	K	Status:	PRD/A	Change #:		Proprietary:	No
Type:	AC	Prod. Type:	3642M	Elec. Spec:	36WGS268	CD Diagram:	CD0005
Enclosure:	TEFC	Mfg Plant:		Mech. Spec:	36A003	Layout:	36LYA003
Frame:	184TC	Mounting:	F1	Poles:	04	Created Date:	08-04-2010
Base:	N	Rotation:	R	Insulation:	F	Eff. Date:	11-16-2016
Leads:	9#16					Replaced By:	
Literature:		Elec. Diagram:					

Nameplate NP3441LUA

CAT.NO.	VEM3615T				
SPEC.	36A003S268G2				
HP	5				
VOLTS	230/460				
AMP	13.4/6.7				
RPM	1750				
FRAME	184TC	HZ	60	PH	3
SER.F.	1.15	CODE	J	DES	B
NEMA-NOM-EFF	89.5	PF	78	CL	F
RATING	40C AMB-CONT				
CC	010A	USABLE AT 208V			13.9
DE	6206	ODE	6205		
ENCL	TEFC	SN			
VPWM INVERTER READY					
CT6-60H(10:1)VT3-60H(20:1					
50Hz 5HP 190/380V 15.6/7.8A					SF1.0

AC Induction Motor Performance Data

Record # 35063 - Typical performance - not guaranteed values

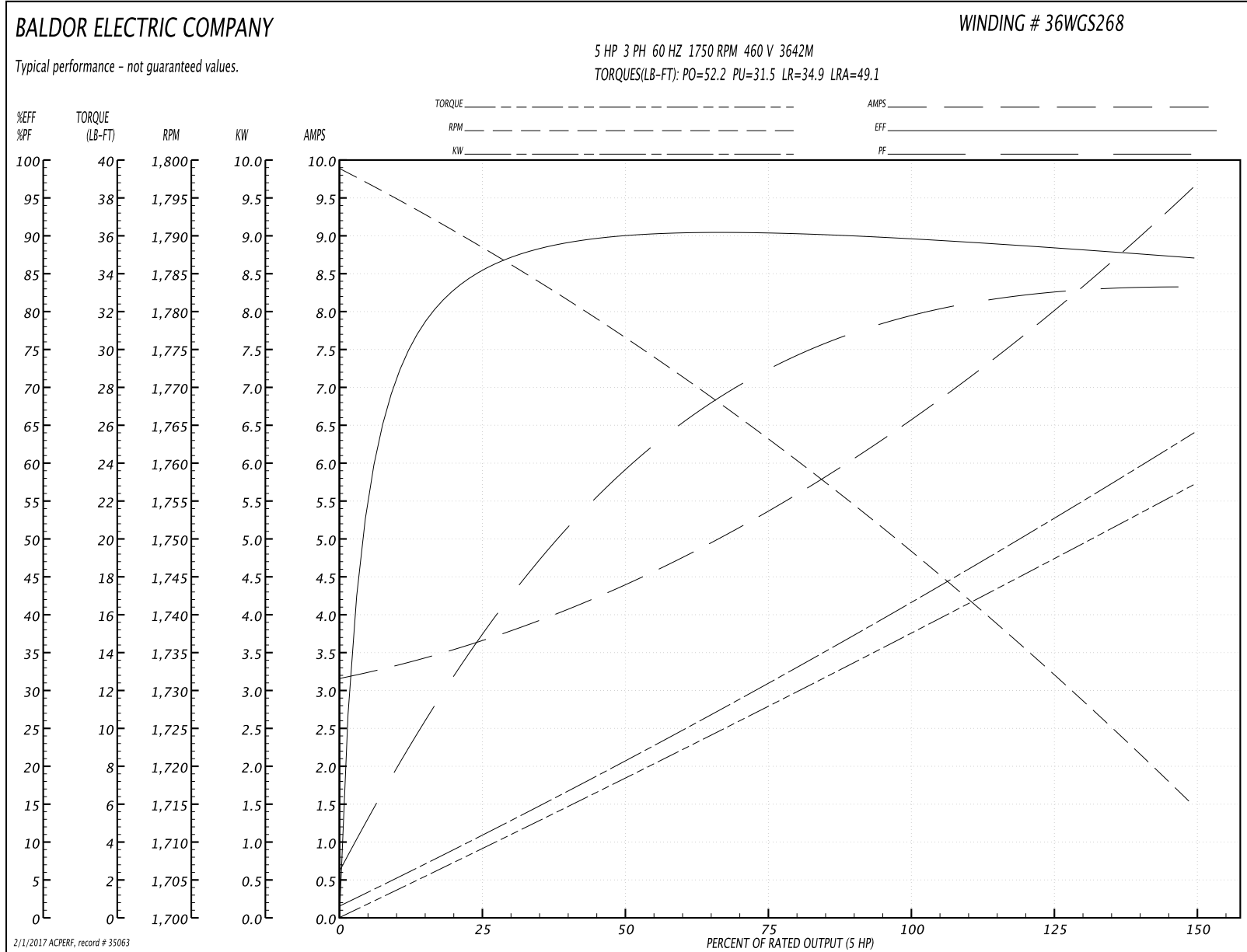
Winding: 36WGS268-R016	Type: 3642M	Enclosure: TEFC
-------------------------------	--------------------	------------------------

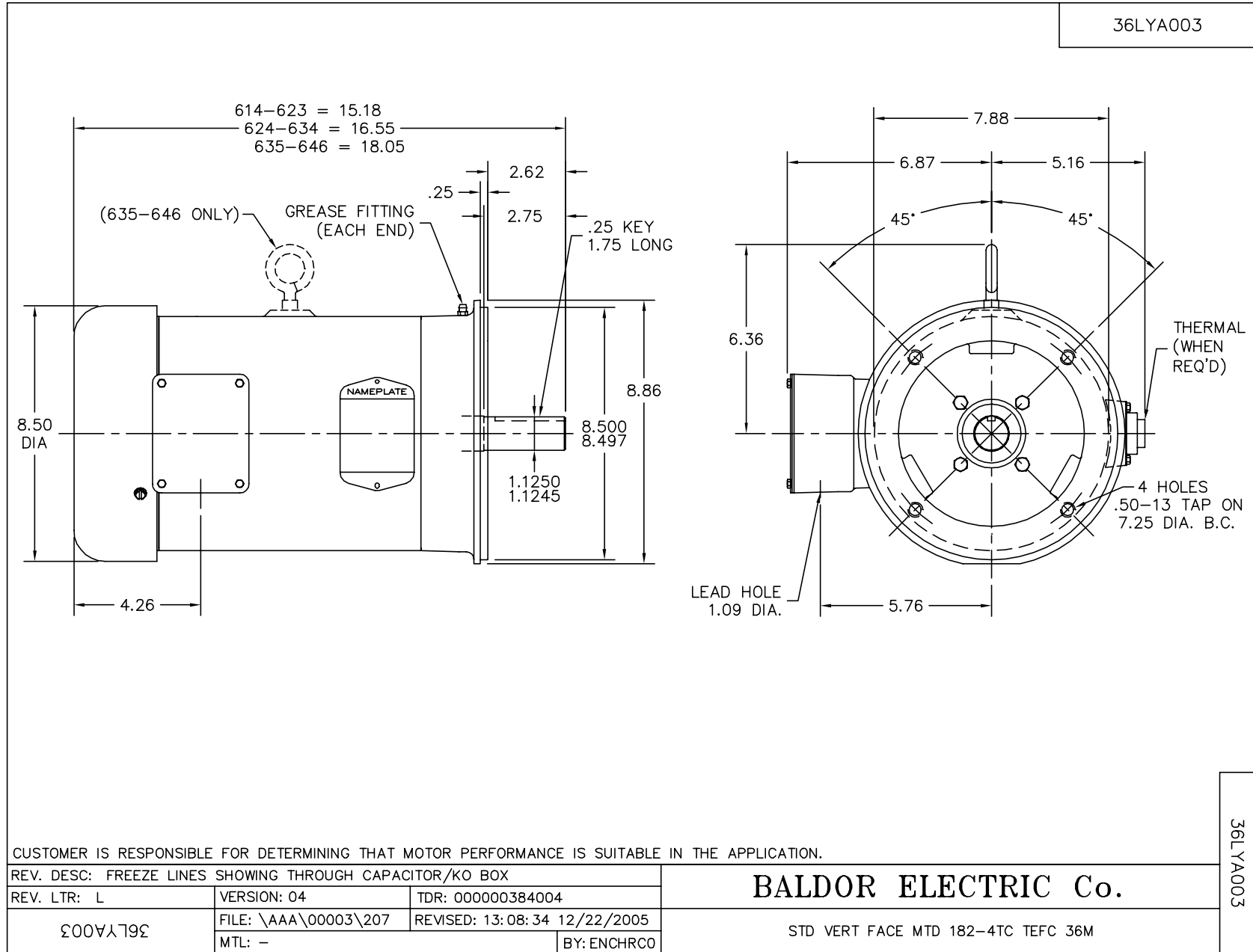
Nameplate Data				460 V, 60 Hz: High Voltage Connection	
Rated Output (HP)	5			Full Load Torque	14.9 LB-FT
Volts	230/460			Start Configuration	direct on line
Full Load Amps	13.4/6.7			Breakdown Torque	52.2 LB-FT
R.P.M.	1750			Pull-up Torque	31.5 LB-FT
Hz	60	Phase	3	Locked-rotor Torque	34.9 LB-FT
NEMA Design Code	B	KVA Code	J	Starting Current	49.1 A
Service Factor (S.F.)	1.15			No-load Current	3.24 A
NEMA Nom. Eff.	89.5	Power Factor	78	Line-line Res. @ 25°C	2.27 Ω
Rating - Duty	40C AMB-CONT			Temp. Rise @ Rated Load	77°C
S.F. Amps				Temp. Rise @ S.F. Load	93°C
				Locked-rotor Power Factor	39.8
				Rotor inertia	0.391 LB-FT ²

Load Characteristics 460 V, 60 Hz, 5 HP

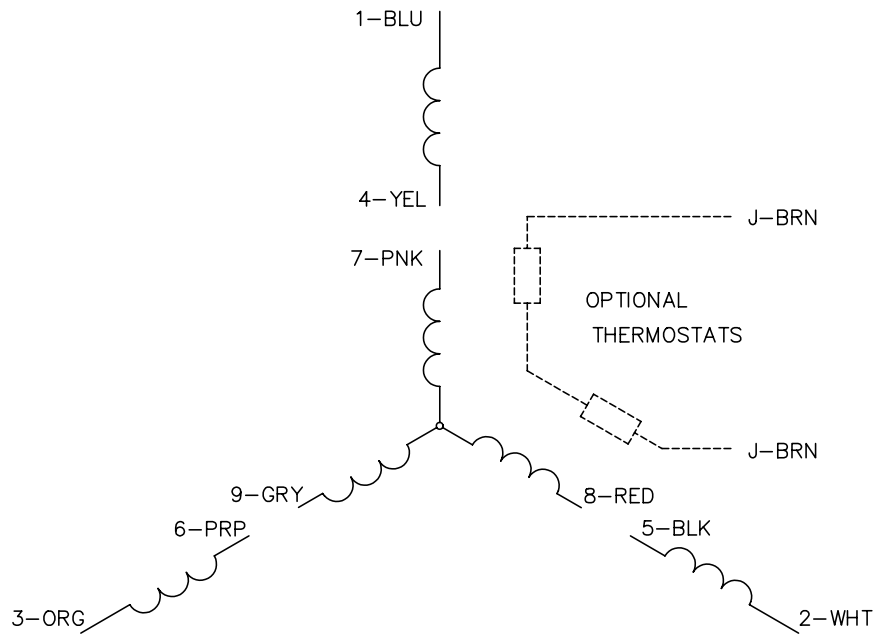
% of Rated Load	25	50	75	100	125	150	S.F.
Power Factor	39	60	72	78	83	83	81
Efficiency	85	89.7	90.6	89.6	88.6	87	89
Speed	1789	1776	1762	1750	1733	1714	1740
Line amperes	3.55	4.31	5.43	6.65	7.94	9.64	7.42

Performance Graph at 460V, 60Hz, 5.0HP Typical performance - Not guaranteed values

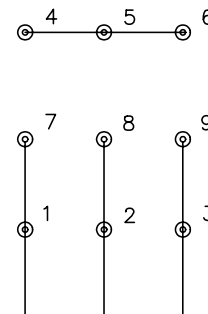




CD0005

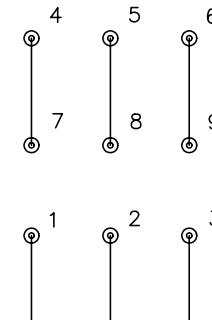


LOW VOLTAGE
(2Y)



LINE

HIGH VOLTAGE
(1Y)



LINE

NOTES:

1. INTERCHANGE ANY TWO LINE LEADS TO REVERSE ROTATION.
2. OPTIONAL THERMOSTATS ARE PROVIDED WHEN SPECIFIED.
3. ACTUAL NUMBER OF INTERNAL PARALLEL CIRCUITS MAY BE A MULTIPLE OF THOSE SHOWN ABOVE.
4. LEAD COLORS ARE OPTIONAL. LEADS MUST ALWAYS BE NUMBERED AS SHOWN.

REV. DESC: REVISE TO SHOW OPTIONAL COLORS			
REV. LTR: E	BY: JLP	REVISED: 01/19/99 10:15	TDR: 0171435
90000		FILE: AAA00005140	MDL: -
		MTL: -	

BALDOR ELECTRIC Co.

3PH, DV, 9 LEADS

CD0005