LITHONIA LIGHTING®

Catalog Number	
Notes	
Type	

LED High Bay

I-BEAM® IBE

12,000 through 30,000 Lumens

FEATURES & SPECIFICATIONS

INTENDED USE — Ideal one-for-one replacement of conventional lighting systems such as HID and fluorescent. For use in light Industrial applications such as, warehousing and other large indoor spaces with mounting heights ranging from 10' – permitted. **Certain airborne contaminants can diminish integrity of acrylic and LED's. Click here for Acrylic Environmental Compatibility table for suitable uses.**

Certain airborne contaminants may adversely affect the functioning of LEDs and other electronic components, depending on various factors such as concentrations of the contaminants, ventilation, and temperature at the end-user location. Click here for a list of substances that may not be suitable for interaction with LEDs and other electronic components.

CONSTRUCTION — Solid aluminum channel enables superior thermal performance at warm ambient temperatures.

Optional textured semi-diffuse, acrylic lens (ATC) provides glare control and LED protection.

ELECTRICAL — 70% lumen maintenance at >100,000 hours. Thermally protected driver standard with 0-10V dimming, 6kV/3kA surge protection is standard on MVOLT. 10kV/5kA surge protection is standard on HVOLT. Optional 10kV/5kA available on MVOLT. Surge protection is tested in accordance with IEEE/ANSI standards.

Luminaire surge protection level: Designed to with stand up to 6kV/3kA per ANSI C82.77-5-2015.

Lumniaire surge protection level: Designed to with stand up to 10kV/5kA per ANSI C82.77-5-2015.

LSXR Sensor option provides increased energy savings.

INSTALLATION — Suitable for suspension by chain, cable, surface-mounting bracket, hook monopoint or single (pendant) monopoint. Surface mounting not recommended. 2" offset mounting can be accomplished with the optional THUN mounting bracket. To maintain ambient listing, fixture should be mounted at a minimum plenum height of 18".

LISTINGS — UL listed. Damp location listed. Listed for use in ambient operating temperatures from -40°C to 45°C. Thermal management system allows for safe operation during times when temperatures rise to 55°C*.

GOVERNMENT PROCUREMENT — BAA – Product with the BAA option qualifies as a domestic end product under the Buy American Act as implemented in the FAR and DFARS. Product with the BAA option also qualifies as manufactured in the United States under DOT Buy America regulations.
BABA – Build America Buy America: Product with the BAA option also qualifies as produced in the United States under the definitions of the Build America, Buy America Act.
Please refer to www.acuitybrands.com/buy-american for additional information.

WARRANTY — 5-year limited warranty. This is the only warranty provided and no other statements in this specification sheet create any warranty of any kind. All other express and implied warranties are disclaimed. Complete warranty terms located at:
www.acuitybrands.com/support/warranty/terms-and-conditions

Note: Actual performance may differ as a result of end-user environment and application.
All values are design or typical values, measured under laboratory conditions at 25 °C.
Specifications subject to change without notice.

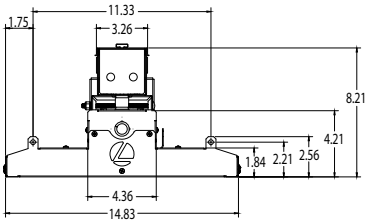

Fixture utilizing back pack



IBE L24 LUMINAIRE

A - 7/8" KNOCK OUT

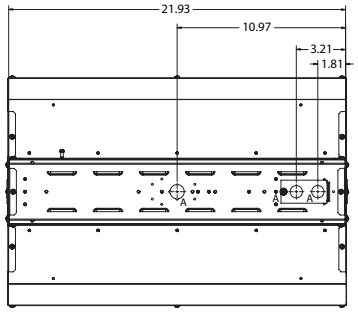

IBE L24 LUMINAIRE

A - 7/8" KNOCK OUT

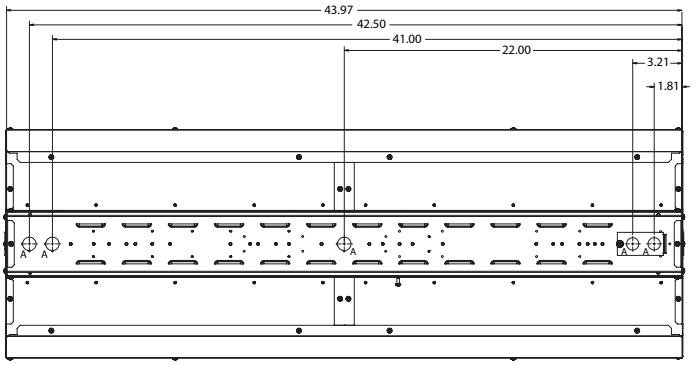

IBE L48 LUMINAIRE

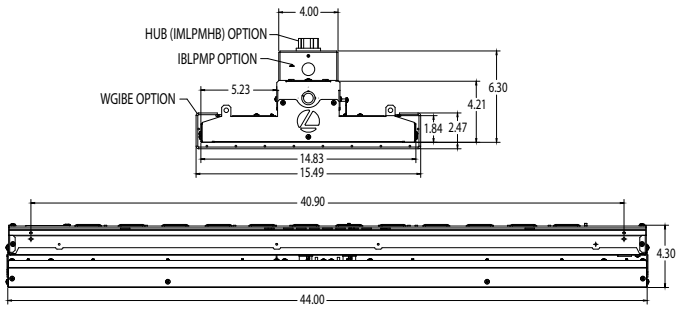

IBE L48 LUMINAIRE

*Prolonged use at 55°C may impact long-term performance.

Looking for Contractor Select readily available configurations? Click here to visit Contractor Select™ spec sheet or go to www.contractorselect.com

ORDERING INFORMATION

Lead times will vary depending on options selected. Consult with your sales representative.

Example: IBE L24 18000LM ATC MD MVOLT GZ10 40K 80CRI DWH

IBE				MD		GZ10	
Series	**Fixture length**	**Lumens**	**Lens**	**Distribution**	**Voltage**	**Driver**	**Color temperature**
IBE LED bay light	L24 24"	12000LM 12,000 lumens 15000LM 15,000 lumens 18000LM 18,000 lumens ‡ 22000LM 22,000 lumens ‡	ATC Acrylic Textured semi-diffuse lens, .040" thick L/LENS Less lens ‡ SD080 Semi-Diffuse acrylic, .080" thick	MD Medium ND Narrow	MVOLT 120-277V HVOLT 347V-480V ‡ 120 120V 208 208V 240 240V 277 277V 347 347V ‡ 480 480V ‡	GZ10 0-10V dimming	40K 4000 K 50K 5000 K
	L48 48"	18000LM 18,000 lumens 22000LM 22,000 lumens 30000LM 30,000 lumens					

Color rendering index	Options			Finish
80CRI 80 CRI	E15WCP EM self-diagnostics battery pack, 5°C min., 15W, Certified in CA Title 20 MAEDBS ‡ BPK Fixture back pack OUTCTR Wiring leads pulled through back center of fixture (not available with back pack) SPD Surge protection device ‡ OCS RELOC® OnePass® 5' installed ‡ RRL RELOC®-ready luminaire. See page 5 for ordering information (must be ordered separately) IMP Integrated modular plug ‡ WGX Standard wire guard, installed BAA Buy America(n) Act Compliant Cord sets: CS1W 6' white cord with straight-blade plug, 120V ‡ CS3W 6' white cord with twist-lock plug, 120V ‡ CS7W 6' white cord with straight-blade plug, 277V ‡ CS11W 6' white cord with twist-lock plug, 277V ‡ CS25W 6' white cord with twist-lock plug, 347V ‡ CS97W 6' white cord with twist-lock plug, 480V ‡ CS93W 6' white cord, 600V SEOOW, no plug (no voltage required) ‡	Motion sensors: ‡ LCOZU Aisle motion sensor, pre-wired LCHOSZU Aisle motion sensor, pre-wired; programmable dimming LCPZU Aisle motion sensor with photocell; pre wired LAOZU 360° motion sensor, pre-wired LAHOSZU 360° motion sensor, pre-wired; programmable dimming LAPZU 360° motion sensor with photocell, pre-wired LAMOSZU 360 motion sensor, dimming and switching photocell, pre-wired (T24 compliant) LCMOSZU Aisle motion sensor, dimming and switching photocell, pre-wired (T24 compliant)		DWH Gloss white

Accessories: Order as separate catalog number.

Mounting:

IBAC120 M100	Aircraft cable 10' with hook (one pair)
IBAC240 M75	Aircraft cable 20' with hook (one pair)
IBHMP	Hook monopoint
ZACVH	Aircraft 10' V hanger (one pair)
IBLPMP	Pendant monopoint splice box, includes side covers (not available with fixtures utilizing back pack when ordered with 347, 480 & HVOLT) ‡
IBLPMPHB	Pendant monopoint splice box with 3/4" hub, includes side covers (not available with fixtures utilizing back pack when ordered with 347, 480 & HVOLT) ‡
HC36	Hanger chain, 36" (one pair)
THUN	Tong hanger bracket (order 2 per fixture) ‡

Wire guards:

WGIBE	Wire guard for use with L24 fixtures
WGIBE4	Wire guard for use with L48 fixtures

Cord sets for IMP option: ‡

CS1WIMP	Straight plug, 120V
CS3WIMP	Twist-lock, 120V
CS7WIMP	Straight plug, 277V
CS11WIMP	Twist-lock, 277V
CS25WIMP	Twist-lock, 347V
CS93WIMP	600V SO white cord, no plug (no voltage required)
CS97WIMP	Twist-lock, 480V

NOTE: ‡ indicates option chosen has ordering restrictions. Please reference ordering restrictions chart, page 3. Options are sorted alphanumerically.

INDUSTRIAL: One Lithonia Way, Conyers, GA 30012 Phone: 1-800-705-SERV (7378) techsupport-Industrial@acuitybrands.com www.lithonia.com
© 2018-2024 Acuity Brands Lighting, Inc. All rights reserved.

‡ Option Value Ordering Restrictions	
18000LM	N[illegible]DUTCTR[illegible]
22000LM	N[illegible]DUTCTR[illegible]
347[illegible]	30000LM [illegible]35[illegible].
480[illegible]	30000LM [illegible]35[illegible].
C[illegible]M[illegible]	[illegible]M[illegible]A[illegible]8/3[illegible]A[illegible]0[illegible]5[illegible]20[illegible]C[illegible]10) N[illegible]R.
C[illegible]1[illegible]5[illegible]7W	A[illegible]8/3[illegible]A[illegible]0[illegible]5[illegible]20[illegible]C[illegible]10)C[illegible]O[illegible] [illegible]B[illegible]
C[illegible]3W	A[illegible]8/3[illegible]A[illegible]0[illegible]5[illegible]20[illegible]C[illegible]10)
E15[illegible]P	U[illegible]555CP

IBH/IBE CONVERSION

IBH Existing			IBE Contract Select O ering			Need IBE 18L and 24L in a 2X4 to match existing IB	
	[illegible]	UPC	IBE N[illegible]	[illegible]	UPC	IBE N[illegible]	[illegible]
IBH12L M[illegible]LT	2[illegible]	889804709100	IBE 12LM M[illegible]LT 40K[illegible]	2[illegible]	191848491010		
IBH12000LM [illegible]80 M[illegible]M[illegible]LT O[illegible]0 50K 80CRI W	2[illegible]	889804[illegible]61499	IBE 12LM M[illegible]LT 50K[illegible]	2[illegible]	191848491096		
IBH15000LM [illegible]80 M[illegible]M[illegible]LT O[illegible]0 40K 80CRI W	2[illegible]	889804708370	IBE 15LM M[illegible]LT 40K[illegible]	2[illegible]	191848194133		
IBH15000LM [illegible]80 M[illegible]M[illegible]LT O[illegible]0 50K 80CRI W	2[illegible]	889804708370	IBE 15LM M[illegible]LT 50K[illegible]	2[illegible]	191848491058		
IBH18L M[illegible]LT	2[illegible]	889804710472	IBE 18LM M[illegible]LT 40K[illegible]	2[illegible]	191848491027	IBE L48 18000LM [illegible]80 M[illegible]M[illegible]LT [illegible]0 40K 80CRI W	2[illegible]
IBH18000LM [illegible]80 M[illegible]M[illegible]LT O[illegible]0 50K 80CRI W	2[illegible]	889804711738	IBE 18LM M[illegible]LT 50K[illegible]	2[illegible]	191848491072	IBE L48 18000LM [illegible]80 M[illegible]M[illegible]LT [illegible]0 50K 80CRI W	2[illegible]
IBH24L M[illegible]LT	2[illegible]	889804710335	IBE 22LM M[illegible]LT 40K[illegible]	2[illegible]	191848491195	IBE L48 22000LM [illegible]80 M[illegible]M[illegible]LT [illegible]0 40K 80CRI W	2[illegible]
IBH24000LM [illegible]80 M[illegible]M[illegible]LT O[illegible]0 50K 80CRI W	2[illegible]	889804712032	IBE 22LM M[illegible]LT 50K[illegible]	2[illegible]	191848491133	IBE L48 22000LM [illegible]80 M[illegible]M[illegible]LT [illegible]0 50K 80CRI W	2[illegible]

PHOTOMETRICS

[illegible]

OPERATIONAL DATA

[illegible]				
[illegible]				
[illegible]				
[illegible]				
[illegible]				

LUMENS VS. AMBIENT TEMPERATURE

[illegible]	32	1.035
[illegible]	50	1.021
[illegible]	77	1.000
[illegible]	86	0.993
[illegible]	95	0.986
[illegible]40	104	0.978
[illegible]45	113	0.971

[illegible]				
[illegible]	4-3/8 (11.1)	8.2 [illegible]8.7 kg	175W [illegible]-[illegible]8 B[illegible]2-[illegible]5[illegible]
[illegible]	4-3/8 (11.1)	8.2 [illegible]8.7 kg	200W [illegible]8 NBF
[illegible]	4-3/8 (11.1)	8.2 [illegible]8.7 kg	250W [illegible]8 B[illegible]-[illegible]5[illegible]
[illegible]	4-3/8 (11.1)	8.2 [illegible]8.7 kg	400W [illegible]5[illegible]
[illegible]	4-3/8 (11.1)	18 [illegible]8.2 kg	250W [illegible]8 B[illegible]-[illegible]5[illegible]
[illegible]	4-3/8 (11.1)	18 [illegible]8.2 kg	400W [illegible]5[illegible]
[illegible]	4-3/8 (11.1)	18 [illegible]8.2 kg	575W [illegible]0-[illegible]8 BF

[illegible]00	80[illegible]00	90[illegible]00	100[illegible]00	
[illegible]2[illegible]	80[illegible]	78[illegible]	7[illegible]	

[illegible] 2018-2023 A[illegible]

- [redacted]
- [redacted]
- [redacted]T5 [redacted]LE[redacted]
- [redacted]0-10[redacted]
- N[redacted]R [redacted]
- N[redacted]208 [redacted]240[redacted]

LSXR con guration	Comparable CMRB sensor	Old style sensor nomenclature
For shortest lead times use one of the following LSXR con gurations		
LCOZU	CMRB 50	M[redacted]
LCH0SZU	CMRB 50 [redacted]	M[redacted]
LCPZU	CMRB 50 P	M[redacted]
LAOZU	CMRB 6	M[redacted]
LAH0SZU	CMRB 6[redacted]	M[redacted]
LAPZU	CMRB 6P	M[redacted]

SELECTIONS BELOW WILL EXTEND ORDER LEAD TIME.
CONSULT YOUR SALES REPRESENTATIVE FOR DETAILS.

SINGLE RELAY

Example: LA[redacted]

ORDERING INFORMA[redacted]

Series	Lens option	Dimming/Photocell	Max. dim Level	Min. dim level	Temp/Humidity	Default time delay
L [redacted]	A [redacted]6[redacted] B [redacted]6[redacted] C [redacted]	O [redacted] [1] H [redacted] P [redacted] M [redacted] G [redacted]	0 10[redacted] 9 9[redacted] 8 8[redacted] 7 7[redacted]	[redacted] M[redacted] 1 1[redacted] 2 2[redacted] 3 3[redacted] 4 4[redacted] 5 5[redacted] 6 6[redacted]	[redacted] N[redacted] T L[redacted]	I 30[redacted] [redacted] 2.5[redacted] [redacted] 5[redacted] R 7.5[redacted] U 10[redacted] 15[redacted] [redacted] 15[redacted] W 20[redacted] [redacted] 30[redacted]

DUAL RE[redacted] (Available with 120-277, and 347V only)

Example: LA2K[redacted]

ORDERING INFORMA[redacted]

				[redacted] N[redacted] T L[redacted]	I 30[redacted] [redacted] 2.5[redacted] [redacted] 5[redacted] R 7.5[redacted] U 10[redacted] 15[redacted] [redacted] 15[redacted] W 20[redacted] [redacted] 30[redacted]

Replacement lenses: *Order as separate catalog number.*

[redacted]	[redacted]
L[redacted]	6 [redacted] 10 L[redacted] 50 [redacted]

Notes
1 [redacted]

RRLRELOC®-Ready Luminaire

- RRL [redacted] 20 [redacted]
- L[redacted]
- 4-[redacted]
- T[redacted] UL/C[redacted]
- [redacted]

ORDERING INFORMA[redacted]

Example: RRLA

Series	Wiring instructions	
RRL RELOC[redacted]	A [redacted] A) B [redacted] B)	AE [redacted] A/[redacted] B) [1] C12[redacted] A/[redacted] [2]

Compatible RELOC® Cables for Industrial Luminaires

Notes
1 AE [redacted] RRL [redacted]
2 C12[redacted] 0-10 [redacted]

OCS OCU OD

- T[redacted] M[redacted]
- C[redacted] MP[redacted]

IMP compatible cord sets	
CS1WIMP	[redacted] 20[redacted]
CS3WIMP	T[redacted] 20[redacted]
CS7WIMP	[redacted] 277[redacted]
CS11WIMP	T[redacted] 277[redacted]
CS25WIMP	T[redacted] 347[redacted]
CS93WIMP	60[redacted] OOV[redacted]
CS97WIMP	T[redacted] 480[redacted]

Notes
1 C[redacted] A[redacted] 8/3[redacted]