



TRAC-MASTER®

LED Decorative Pendant Kits

PKL310 thru PKL326

Project: _____

Fixture Type: _____

Location: _____

Contact/Phone: _____

PRODUCT DESCRIPTION

Juno LED Decorative Pendant Kits employ high-output, low-power LEDs totaling only 5 watts per fixture, producing a minimum of 170 lumens ... replicating the aesthetics of a 20 watt halogen pendant, but with as little as 25% the energy consumption. The reduced power helps keep interior spaces cooler, reducing the HVAC load. Juno LED Decorative Pendants generate warm, elegant, dimmable light in a 2700K color temperature and a typical 83 CRI. The unique LED light engine design is enclosed with a proprietary silicone diffusion ball which protects the LEDs while providing uniform shade illumination and exceptional downlighting characteristics. Since there is no glass lamp to break, Juno LED Decorative Pendants are an ideal choice for food preparation and consumption areas.

Construction Each kit is supplied complete with the selected shade, monopoint canopy with LED-compatible low voltage transformer and LED pendant cordset – nothing additional to order.

Shades Glass shades are hand-blown, individually • Glass shades will vary from unit to unit and minor blemishes may result from the process • Metal shade is spun steel, individually crafted • All shades (except Wrap) have bright white interior surface for maximum reflectivity • Satin nickel shade hardware (fitters, spiders, etc.) provided with all shades.

Cordset Nominal 78" plated coaxial cable • Cord can be easily shortened during installation • Assembly includes LED light engine, silicone diffuser ball and cord straightening sleeve.

LED Light Engine Lumileds LUXEON Rebel LEDs provide outstanding reliability, performance and color quality/consistency • 5W nominal power consumption • 2700K white phosphor high performance LEDs • High CRI of 85 typical • Rated life of 50,000 hours at 70% lumen maintenance.

Monopoint Mounts over 4" diameter junction box • Includes 12VAC, 60W LED-compatible transformer • Elegant satin nickel finish.

Transformer 120VAC input, 12VAC 60W output • Solid state electronic • LED-compatible.

Dimming May be dimmed with quality electronic low voltage (ELV) dimmers • Consult factory for additional information if required.


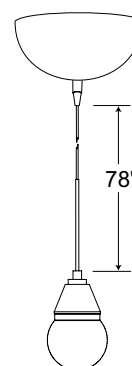
Labels ETL classified to UL 1598 for use in U.S. • ETL classified to CSA C22.2 No. 250 for use in Canada.

Warranty Warranty period is 5 years on LED components from date of purchase

• Standard Juno Lighting Group product guarantee terms and conditions apply.

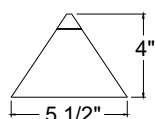
Product specifications subject to change without notice.

LUXEON is a registered trademark of the Philips Lumileds Lighting Company



TRAC-MASTER®

LED Decorative Pendant Kits

PKL310 thru PKL326**Short Cone Glass & Metal Shade****Catalog Number and Finish****PKL310AMBERDRIFT****PKL310OPAL****Catalog Number and Finish****PKL311SILVER**

Glass



Metal

**Luminous Wrap Shade****Catalog Number and Finish Material****PKL316FROST**

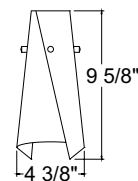

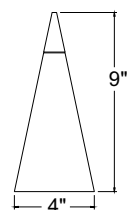
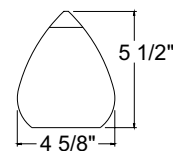
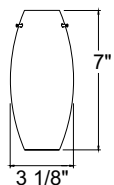
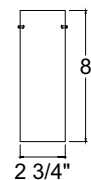
Polycarbonate

PKL316ORANGEPEEL

Polycarbonate

PKL316PARCHMENT

Nomex®

**Tall Cone Glass Shade****Catalog Number and Finish****PKL312COBALT****PKL312OPAL****PKL312PISTACHIO****PKL312ROUGE****Flute Glass Shade****Catalog Number and Finish****PKL314COBALTGLOSS****PKL314GLACIER****PKL314INFERNO****PKL314OPAL****Teardrop Glass Shade****Catalog Number and Finish****PKL318GLACIER****Ellipse Glass Shade****Catalog Number and Finish****PKL322COBALT****PKL322OPAL****PKL322PISTACHIO****Cylinder Glass Shade****Catalog Number and Finish****PKL324OPAL****RLM Glass Shade****Catalog Number and Finish****PKL326MAIZE****PKL326OPAL**