Diffuser Options

	DESCRIPTION	MFG CATALOG NUMBER	MFG MODEL NUMBER	KW USED	MAX MOUNTING HEIGHT (ft.)		DIMENSION A (feet)		DIMENSION B (feet)	WT. (LBS)
1	Louver Diffuser (Standard). Louvers can be individually adjusted for rectangular coverage over doorways as an air curtain, or to meet U H F W D Q J X O D U À R R U S D W W H U Q K H D W L Q J U H Q U H P H Q W V	NA	Standard	3.3-5 7.5-10 25-30 40-50	9 12 18 22 24		20 40 52 75 84		10 22 30 42 47	NA
2	General Distribution (No Diffuser). The 5100 D L U F K X W H Y H Q W X U L S H U P L W V J H Q H U D O G L V W U L E X W L R Q À R Z air pattern distribution as required at a higher mounting height.	NA	No Diffuser Required	3.3-5 7.5-10 25-30 40-50	9 12 18 22 24		15 30 40 55 64		NA	NA
3	Anemostat Diffuser (Optional). For applications where draft restriction is required at lower unit mounting heights.	06926802 06811802 06811802 07220702	AD5120 AD5150 AD5150 AD5175	7.5-10 25-30 40-50 60-70	15 17 20 31		38 50 60 -		NA	10 12 37
					45°	90°	45°	90°		
4	Radial Diffuser (Optional). Individually D G M X V W D E O H ¿ Q V S H U P L W L Q G L Y L G X D O Q H V V R U F R Y H U D J H D W 45° open. Additional throw is accomplished when ¿ Q V D U H ƒ Y H U W L F D O 3 0 H D Q W L R Q I R U K L J K H U mounting heights.)	06926602 06926602 06926702 06926702 07220802	RD5120 RD5120 RD5150 RD5150 RD5175	7.5-20 25-50 60-70	10 14 20 18 26	14 21 30 28 36	36 42 62 68 72	30 35 44 54 60	NA	12 14 39

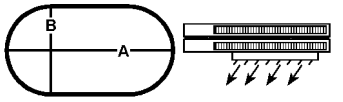

Description 1
Louver Diffuser

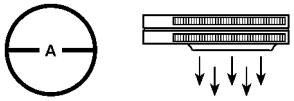

Description 2
No Diffuser

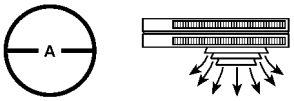

Description 3
Anemostat Diffuser

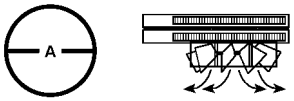

Description 4
Radial Diffuser

Mounting Brackets & Model Designator

(*Included with A5100 bracket.)

Not actual colors. Red & yellow shading is for diagram clarity only.

MOUNTING BRACKETS			
MFG CATALOG NUMBER	MFG MODEL NUMBER	MODEL SIZE	WT. (LBS)
06926902	A5105	3.3 KW TO 5.0 KW	9
06927002	A5120	7.5 KW TO 20.0 KW	13
06927102	A5150	25.0 KW TO 50.0 KW	16
06886202	B5105	3.3 KW TO 20.0 KW	3
06886302	B5150	25.0 KW TO 50.0 KW	8
06928402	V5105	3.3 KW TO 5.0 KW	9
06928502	V5120	7.5 KW TO 20.0 KW	13
06928602	V5150	25.0 KW TO 50.0 KW	16
DUST SHIELD			
06928702	DS5105	3.3 KW TO 5.0 KW	3
06928802	DS5120	7.5 KW TO 20.0 KW	4
06812202	DS5150	25.0 KW TO 50.0 KW	5
FAN GUARD			
07065402	OFG5101	3.3 KW TO 5.0 KW	3
07065502	OFG5102	7.5 KW TO 20.0 KW	4
07065602	OFG5103	25.0 KW TO 50.0 KW	5

HOW TO DESIGNATE A MODEL:

HF 2 B 51 10 C A 1

Element Volts
F = 208
H = 240
HF = 240/208
G = 277
P = 480

Phase
1 = 1-Phase
2 = 1 or 3-Ph.
3 = 3-Phase

Motor Voltage
F = 208
H = 240
B = 240 / 208
G = 277
P = 480

Model Series
51

Element KW

Control System
Blank = None
C = Contactor

Transformer
Blank = None
A = Included

Control Volts
1 = 24
2 = 120
(with CA option)