

Pan-Way® LDS Surface Raceway System

specifications

LDS non metallic surface raceway will be a one piece, solid raceway used to route, protect, and conceal data network, voice or power cabling. The raceway shall be listed as suitable for use in applications having up to 600 volts between conductors by Underwriters Laboratories, Inc. per standard 5A when screw secured with mounting straps and per installation instructions. The raceway shall be manufactured from impact resistant material with flammability rating of UL94V-0. A full complement of power, 1" bend radius control, and standard snap on fittings must be available. All fittings and boxes shall be tamper resistant to prevent unauthorized access to cables. LDS raceway finish shall be pure color and will resist scratches and dents and will not peel or corrode.



technical information

Material:	Rigid PVC
Flammability:	UL94V-0; FT4
Voltage rating:	UL 600V / CSA 600V
Colors:	International White (IW), Electric Ivory (EI), International Gray (IG), or White (WH)
CSI spec form:	LP-CSISPEC-LDS-1

key features and benefits

Tamper resistant design	Solid one-piece design provides increased tamper resistance over hinged raceway
Available 1" bend radius control fittings	Cables in the raceway will satisfy the minimum 1" bend radius requirement, preventing the potential degradation of cable performance of high performance cabling systems; meets TIA/EIA standards and many warranty requirements; contact customer service for specific part numbers
Only non-metallic bendable raceway	Can route around and over obstructions in low voltage applications
Standard and power rated fittings	Most economical fittings for low voltage or power applications; rated to 600V and tamper resistant; contact customer service for specific low-voltage fitting part numbers
Non-metallic construction	Lightweight reducing installer fatigue and labor required to install the raceway; solid color throughout will not chip, peel, rust or corrode; easy to cut with standard saws and saw blades reducing the need for special cutting devices
Adhesive backing	Installations are easier and faster reducing the total installed cost
Available in four standard colors	Matches a wide variety of colors for various applications

applications

Pan-Way® LDS Profile Raceway is a single channel non-hinged raceway which provides solutions for routing of power or low voltage data and fiber optic cabling along perimeter walls. LDS Raceway is the only non-metallic

raceway that is bendable in low voltage applications to route around and over obstructions, has a tamper resistant design and is available with standard, bend radius control and power rated fittings.

LDS Raceway

3 series:	LDS3IW10-A
5 series:	LDS5IW10-A

Mounting Straps for Power Applications

3 series:	LMD3IW-Q
5 series:	LMD5IW-Q

LDS Raceway Power-Rated Fittings

Coupler fitting:	CFX*IW-X
Right angle fitting:	RAFX*IW-X
Inside corner fitting:	ICFX*IW-X
Outside corner fitting:	OCFC*IW-X
Tee fitting:	TFX*IW-X
Four way cross fitting (LDS5 only):	CRFX5IW-X
End cap fitting:	ECFX*IW-X
Drop ceiling/entrance end fitting:	DCEFXIW-X
Right angle/entrance end fitting:	RAEFXIW-X
Reducer fitting from size 5 to 3:	RFX53IW-X
Reducer fitting from size 10 to 3:	RFX103IW-X
Reducer fitting from size 10 to 5:	RFX105IW-X

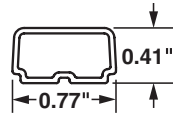
For standard colors other than IW (International White), replace IW in part number with EI (Electric Ivory), IG (International Gray), or WH (White).

For LDS3 fittings, replace * with 3.
For LDS5 fittings, replace * with 5.

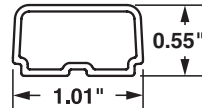
Pan-Way® LDS Surface Raceway System

Wire Fill

Raceway Type & Configuration	Fill Area (in ²)	Electrical Cables			Data Grade Cables								Coax Cables		Fiber Optic Cable	
		14 AWG	12 AWG	10 AWG	24 AWG		24 AWG		24 AWG		24 AWG		RG6	RG59/u	2 Strand	
		THHN/THWN/T90			Cat. 5e – Plenum		Cat. 5e – Riser		Cat. 6 and Cat. 6A (SD)		Cat. 6A				DIA = 0.275	DIA = 0.242
		0.111	0.13	0.164	DIA = 0.193		DIA = 0.225		DIA = 0.240		DIA = 0.300		DIA = 0.275	DIA = 0.242	DIA = 0.175	
		Fill			Fill		Fill		Fill		Fill		Fill	Fill	Fill	
		MAX	MAX	MAX	SPEC	MAX	SPEC	MAX	SPEC	MAX	SPEC	MAX	SPEC	SPEC	MAX	SPEC
LDS3	0.21	9	6	4	2	4	2	3	1	2	1	1	1	2	3	5
LDS5	0.38	10	8	5	5	7	3	5	3	5	2	3	2	3	6	9

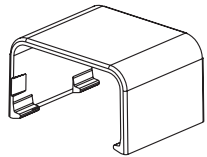


LDS3
Internal Area = 0.21 Sq. In.

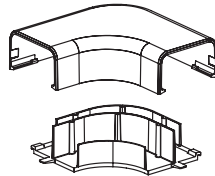


LDS5
Internal Area = 0.38 Sq. In.

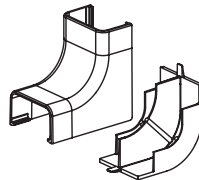
Fittings



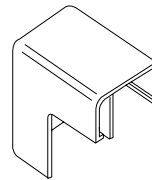
CFX



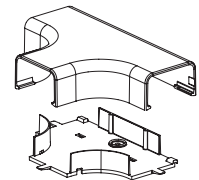
RAFX



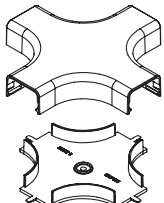
ICFX



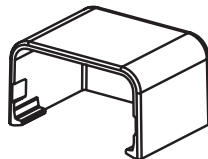
OCFC



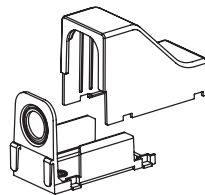
TFX



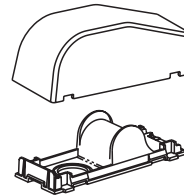
CRFX



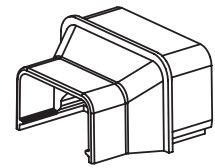
ECFX



DCEFX



RAEFX



RFX

WORLDWIDE SUBSIDIARIES AND SALES OFFICES

PANDUIT CANADA
Markham, Ontario
cs-cdn@panduit.com
Phone: 800.777.3300

PANDUIT EUROPE LTD.
London, UK
cs-emea@panduit.com
Phone: 44.20.8601.7200

PANDUIT SINGAPORE PTE. LTD.
Republic of Singapore
cs-ap@panduit.com
Phone: 65.6305.7575

PANDUIT JAPAN
Tokyo, Japan
cs-japan@panduit.com
Phone: 81.3.6863.6000

PANDUIT LATIN AMERICA
Guadalajara, Mexico
cs-la@panduit.com
Phone: 52.33.3777.6000

PANDUIT AUSTRALIA PTY. LTD.
Victoria, Australia
cs-aus@panduit.com
Phone: 61.3.9794.9020

For a copy of Panduit product warranties, log on to www.panduit.com/warranty

For more information

Visit us at www.panduit.com

Contact Customer Service by email: cs@panduit.com
or by phone: 800.777.3300

PANDUIT®

©2014 Panduit Corp.
ALL RIGHTS RESERVED.
SRSP25--WW-ENG
12/2014