BALDOR
A MEMBER OF THE ABB GROUP

BALDOR • RELIANCE

Product Information Packet

FDL3737TM

10HP,1730RPM,1PH,60HZ,215T,3752LC,TEFC,F

Copyright © All product information within this document is subject to Baldor Electric Company copyright © protection, unless otherwise noted.

Part Detail							
Revision:	K	**Status:**	PRD/A	**Change #:**		**Proprietary:**	No
Type:	AC	**Prod. Type:**	3752LC	**Elec. Spec:**	37WGT913	**CD Diagram:**	CD1336A02
Enclosure:	TEFC	**Mfg Plant:**		**Mech. Spec:**	37N370	**Layout:**	37LYN370
Frame:	215T	**Mounting:**	F1	**Poles:**	04	**Created Date:**	12-10-2013
Base:	RG	**Rotation:**	R	**Insulation:**	F	**Eff. Date:**	09-07-2016
Leads:	2#10 A PH,3#14 B PH					**Replaced By:**	
Literature:		**Elec. Diagram:**					

BALDOR A MEMBER OF THE ABB GROUP

Nameplate NP1280L

CAT.NO.	FDL3737TM						
SPEC.	37N370T913G1						
HP	10						
VOLTS	230						
AMP	39						
RPM	1730						
FRAME	215T	**HZ**	60			**PH**	1
SER.F.	1.00	**CODE**	H	**DES**	L	**CL**	F
NEMA-NOM-EFF	86.5	**PF**	96				
RATING	40C AMB-CONT						
CC						**USABLE AT 208V**	
DE	6307	**ODE**	6206				
ENCL	TEFC	**SN**					

BALDOR
A MEMBER OF THE ABB GROUP

AC Induction Motor Performance Data

Record # 21642 - Typical performance - not guaranteed values

Winding: 37WGT913-R001	**Type:** 3752LC	**Enclosure:** TEFC

Nameplate Data				230 V, 60 Hz: Single Voltage Motor	
Rated Output (HP)	10			Full Load Torque	30.2 LB-FT
Volts	230			Start Configuration	direct on line
Full Load Amps	39			Breakdown Torque	107.2 LB-FT
R.P.M.	1730			Pull-up Torque	78 LB-FT
Hz	60	Phase	1	Locked-rotor Torque	118 LB-FT
NEMA Design Code	L	KVA Code	H	Starting Current	300 A
Service Factor (S.F.)	1			No-load Current	10 A
NEMA Nom. Eff.	86.5	Power Factor	96	Line-line Res. @ 25ºC	0.131 Ω A Ph 0.388 Ω B Ph
Rating - Duty	40C AMB-CONT			Temp. Rise @ Rated Load	93°C

Load Characteristics 230 V, 60 Hz, 10 HP

% of Rated Load	25	50	75	100	125	150
Power Factor	79	91	94	96	96	96
Efficiency	73.9	84.5	86.8	86.4	84.1	81
Speed	1784	1768	1751	1732	1707	1679
Line amperes	13.6	21	29.5	39	50	62.5

BALDOR A MEMBER OF THE ABB GROUP

Performance Graph at 230V, 60Hz, 10.0HP Typical performance - Not guaranteed values

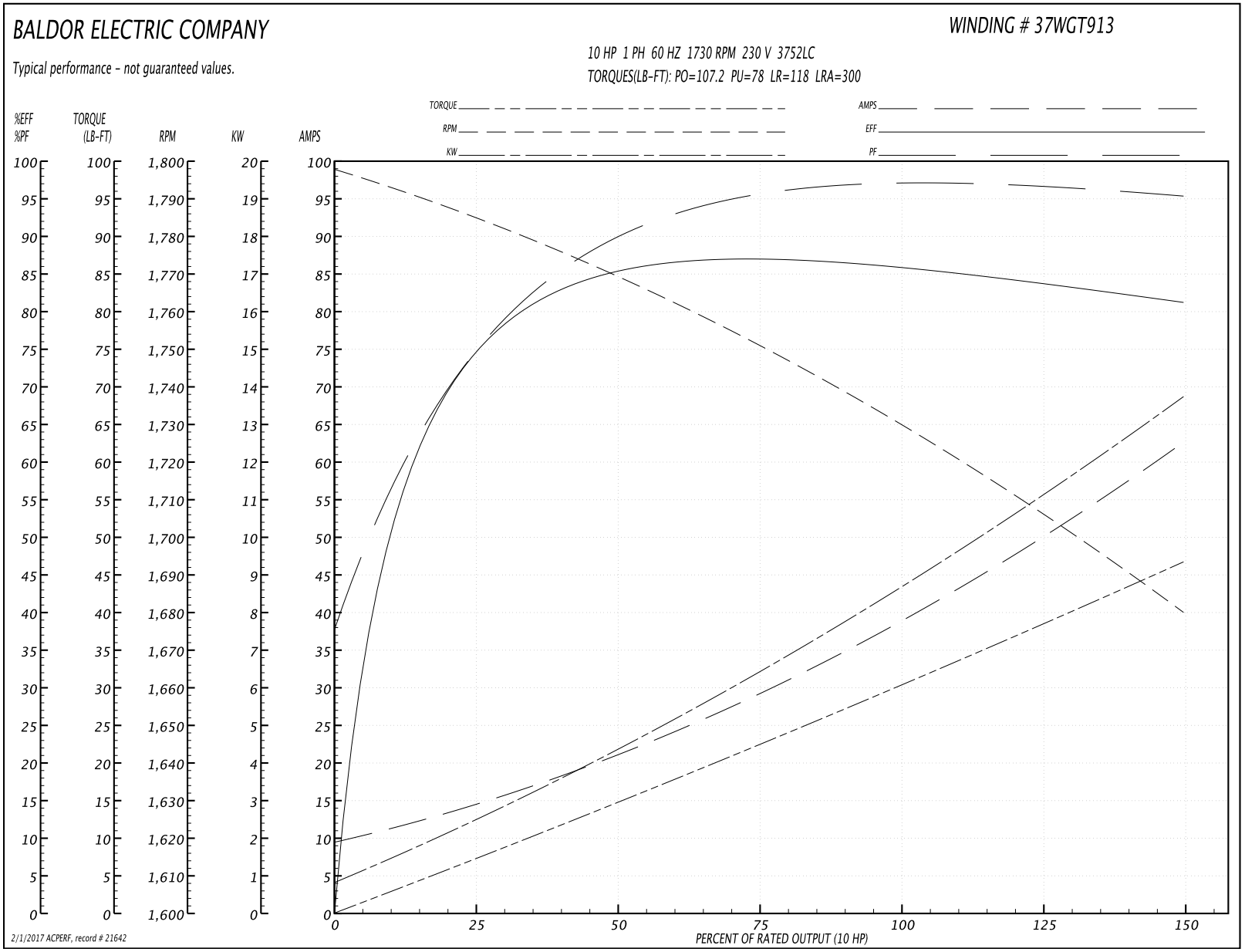

BALDOR
A MEMBER OF THE ABB GROUP

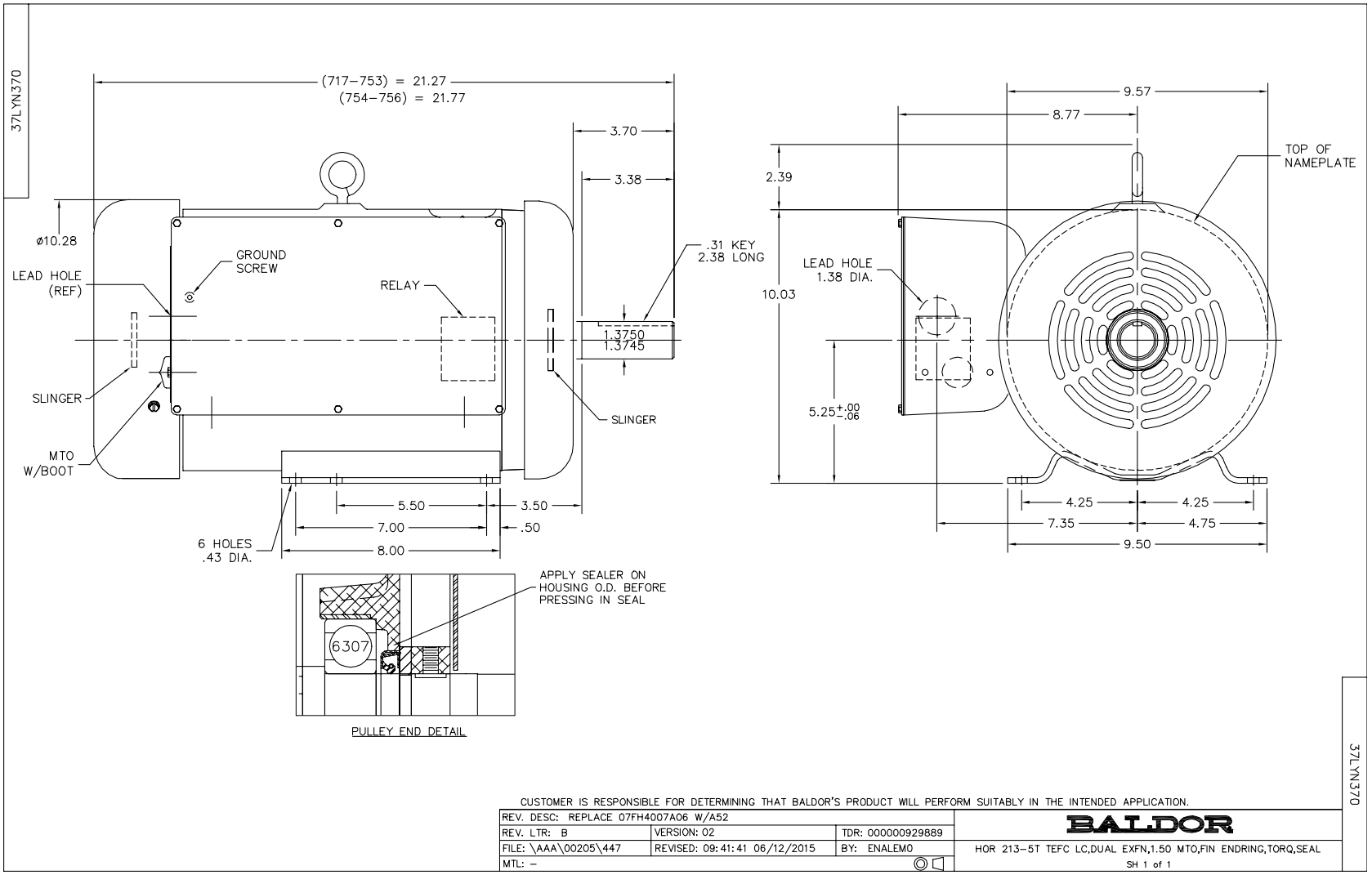

CUSTOMER IS RESPONSIBLE FOR DETERMINING THAT BALDOR'S PRODUCT WILL PERFORM SUITABLY IN THE INTENDED APPLICATION.

REV. DESC: REPLACE 07FH4007A06 W/A52		
REV. LTR: B	VERSION: 02	TDR: 000000929889
FILE: \AAA\00205\447	REVISED: 09:41:41 06/12/2015	BY: ENALEMO
MTL: –		

BALDOR

HOR 213–5T TEFC LC,DUAL EXFN,1.50 MTO,FIN ENDRING,TORQ,SEAL

SH 1 of 1

BALDOR A MEMBER OF THE ABB GROUP

CD1336A02

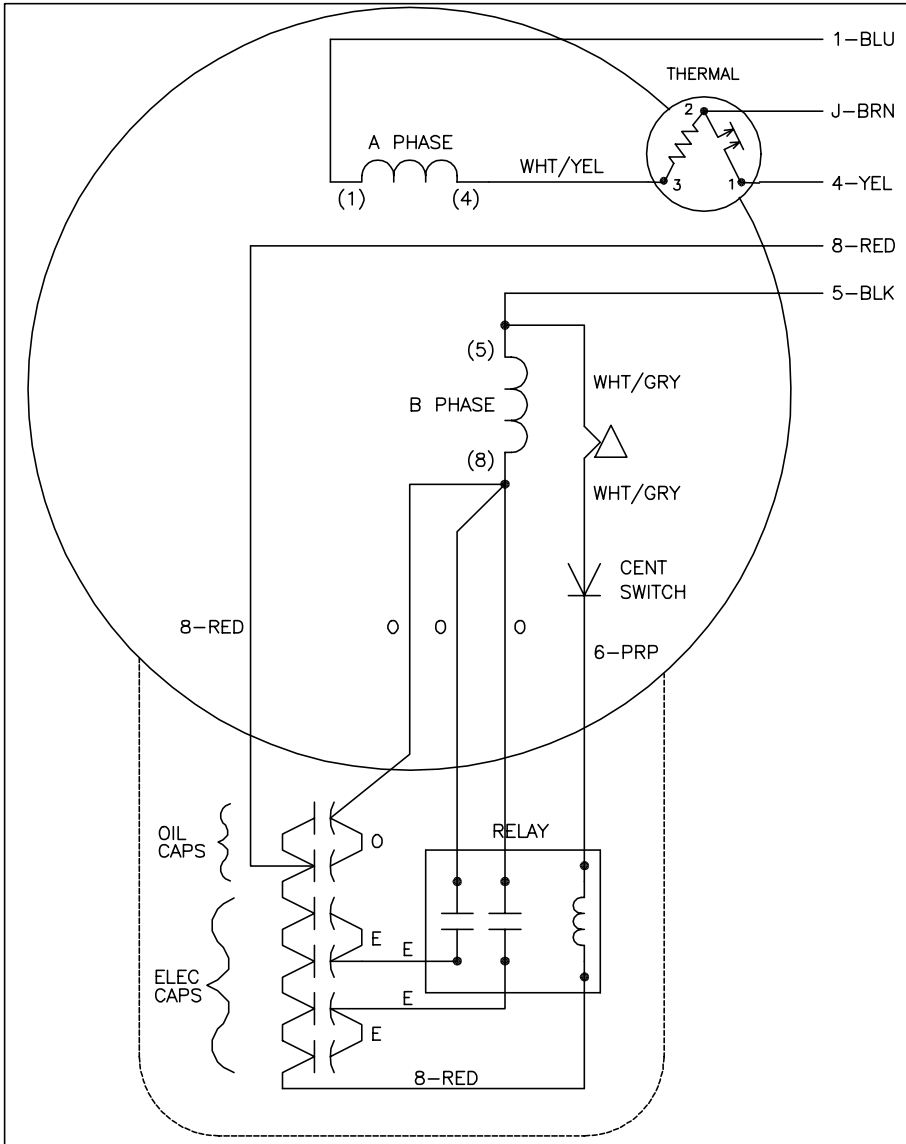

	LINE A	LINE B	JOIN
STD	1,8	4	J,5
OPP	1,5	4	J,8

NOTES:

1. STANDARD ROTATION IS CCW FACING END OPPOSITE SHAFT EXTENSION.
2. MULTIPLE CAPACITORS ARE CONNECTED IN PARALLEL UNLESS OTHERWISE SPECIFIED.
3. DRESS LEADS AWAY FROM RELAY TO AVOID INTERFERENCE.
4. CAPS AND RELAY MAY BE SEPARATELY MOUNTED.
5. LEAD COLORS ARE OPTIONAL. LEADS MUST ALWAYS BE NUMBERED AS SHOWN.

REV. DESC: NEW		
REV. LTR: –	VERSION: 00	TDR: 000000995482
FILE: \AAA\00229\854	REVISED: 01:52:06 09/01/2016	BY: ENALEM0
MTL: –		

BALDOR

TYPE LC, SV, REV, THERMAL, 5LD, RELAY W/CENT SW

SH 1 of 1

CD1336A02

BALDOR
A MEMBER OF THE ABB GROUP