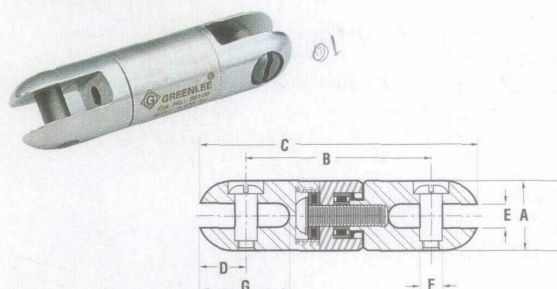


Swivels

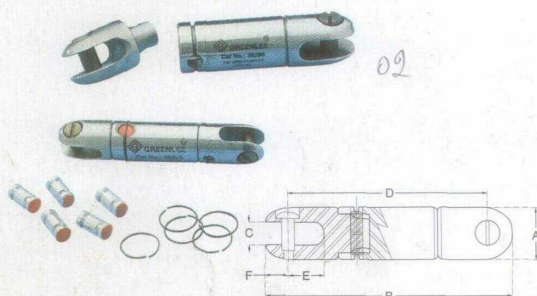


- Helps eliminate winding and tangling of rope and cable during pull.
- Connects grip and pulling rope.
- All stainless steel body construction.
- Efficient thrust and roller bearing construction allows smooth rotation, even under full load.
- Clevis pins are "shoulder bolt" style, so load on both sides of clevis is taken on the shoulder, not on the thread.
- Select the swivel with a maximum rated capacity that meets or exceeds the cable puller's maximum pulling force.

Cat./ UPC No.	Maximum Rated Capacity		A Diameter		B		C		D		E		F Diameter		G		Weight		Replacement* Pin Kit
	Lbs.	kN	Inch	mm	Inch	mm	Inch	mm	Inch	mm	Inch	mm	Inch	mm	Inch	mm	lbs.	kg	UPC No.
39106	2,500	11.1	7/8	22.2	2-5/8	66.7	3-1/2	88.9	7/16	11.1	3/8	9.5	5/16	7.9	31/32	24.6	.4	.16	39112
39107	5,000	22.2	1-1/4	31.8	3-1/16	77.8	4-1/8	104.5	17/32	13.5	1/2	12.7	13/32	10.3	1-9/32	32.5	1.0	.45	39113
39108	7,000	31.1	1-3/8	34.9	3-9/32	83.3	4-17/32	115.1	5/8	15.9	9/16	14.3	1/2	12.7	1-3/8	34.9	1.0	.45	39114
39109	10,000	44.4	1-5/8	41.3	3-15/16	100	5-7/16	138.1	3/4	19.1	5/8	15.9	5/8	15.9	1-23/32	43.7	2.0	.91	39115
39110	15,000	66.7	2	50.8	4-11/16	119.1	6-9/16	166.7	15/16	23.8	3/4	19.1	11/16	17.5	2	50.8	4.0	1.81	39116
39111	25,000	111.2	2-1/2	63.5	5-11/16	144.5	8-7/16	214.3	1-3/16	30.2	1	25.4	7/8	22.2	2-25/32	70.6	7.0	3.18	39117

* Replacement Pin Kits contain two (2) Replacement Pins

Breakaway Swivels



- Acts as a mechanical fuse, breaking away at a preset load to prevent damage to expensive cable.
- Breakaway pins can be replaced to change breakaway values.

BREAKAWAY PIN KITS


Cat./ UPC No.	Breaking Point lbs.	Breaking Point kN	Color Code	Use With
39294	200 lbs.	0.9 kN	WHITE	39290 5/8" Swivel
39295	400 lbs.	1.8 kN	YELLOW	
39296	600 lbs.	2.7 kN	ORANGE	
39297	675 lbs.	3.0 kN	BLACK	
39302	200 lbs.	0.9 kN	WHITE	39298 7/8" Swivel
39303	400 lbs.	1.8 kN	YELLOW	
39304	600 lbs.	2.7 kN	ORANGE	
39306	800 lbs.	3.6 kN	GREY	
39308	1000 lbs.	4.4 kN	RED	

BREAKAWAY SWIVEL BODY ONLY

Cat./ UPC No.	A		B		C		D		E		F	
	Inch	mm	Inch	mm	Inch	mm	Inch	mm	Inch	mm	Inch	mm
39290	5/8	15.9	3-7/32	81.8	9/32	7.1	2-23/32	69.1	7/16	11.1	1/4	6.4
39298	7/8	22.2	4-7/32	107.2	3/8	9.5	3-11/32	84.9	17/32	13.5	5/16	7.9

* Pins sold in bags of 10 only. • Breakaway values are ±15%.

Rope Clevis



- Removable bolt and rope sheave.
- Removable grip eye bolt.
- Select the clevis with a rating that meets or exceeds the cable puller's maximum pulling force.
- Removable sheave for rope eye.

Cat. No.	UPC No.	Description
578	31910	Rope Clevis
579	31905	Rope Clevis
678	19524	Rope Clevis

SPECIFICATIONS

Maximum Rated Capacity:

578 – 6,500 lbs. (28.9 kN)
579 – 10,000 lbs. (44.4 kN)
678 – 6,500 lbs. (28.9 kN)

Weight:

578 – 0.9 lbs. (408 g)
579 – 1.3 lbs. (589 g)
678 – 1.3 lbs. (589 g)