

MH₂® Ballasts and Monopoints


MH₂ Ballasts and Monopoints offer the latest in electronic HID technology. The modular ballast/lampholder format allows more compact and attractive fixture designs. It also extends ballast service life by isolating the ballast from the lamp heat source and facilitates field servicing. These ballasts may be combined with a variety of Juno HID lampholders and pendants for optimum flexibility.




Key Features:

- Premium, high efficiency, constant power electronic ballast with slim-line profile
- Five-year factory warranty*
- Provides optimum CRI performance and consistent color uniformity from fixture to fixture
- Controlled starting current and stable normal operation maximizes lamp life
- Automatic resetting thermal protection
- MOV transient protection
- Lamp end-of-life shutdown prevents nuisance cycling and flashing
- Integral on/off switch
- High impact polycarbonate ballast housing
- Secondary latch securely attaches housing to trac on both ends to prevent sagging
- Easily and securely attaches to lampholder with locking collar
- UL listed, CSA certified
- Complies with FCC Part 18
- Sound rated "A" for indoor applications

Modular Trac Ballasts




TM539 39W Modular HID Ballast
With switch. Electronic. Use with TM series lampholders. Rated for 39W ceramic metal halide lamps.
DIMENSIONS: 2 3/4" H X 2" W X 8 3/4" L
FINISHES: WHITE(WH), BLACK(BL), SILVER(SL)



TM570 70W Modular HID Ballast
With switch. Electronic. Use with TM series lampholders or pendants. Rated for 70W ceramic metal halide lamps.
DIMENSIONS: 2 3/4" H X 2" W X 10 3/4" L
FINISHES: WHITE(WH), BLACK(BL), SILVER(SL)

Recessed Mount HID Monopoint



TC construction. Includes electronic HID ballast, pre-wired recessed housing with commercial mounting brackets (order bar hangers separately), wiring box and canopy. Use with TM series lampholders or pendants. On/off switch. **120V/277V operation.**
DIMENSIONS: HOUSING 4 3/8" DIA. X 5 1/4" H CANOPY 5" DIA. X 1 3/8" H

CATALOG #	DESCRIPTION	FINISHES
TMM5439E-R	39W Monopoint	White(WH), Black(BL), Silver(SL)
TMM5470E-R	70W Monopoint	White(WH), Black(BL), Silver(SL)
TMM54100E-R	100W Monopoint	White(WH), Black(BL), Silver(SL)

Design for use with Juno bar hangers LB-27, HB26, HB50 and HB1.


Surface Mount HID Monopoint



Includes electronic HID ballast. Mounts over standard ceiling outlet box. Use with TM series lampholders or pendants. On/off switch. **120V/277V operation.**
DIMENSIONS: HOUSING 6 3/8" DIA. X 3 3/4" H

CATALOG #	DESCRIPTION	FINISHES
TMM5439E-S	39W Monopoint	White(WH), Black(BL), Silver(SL)
TMM5470E-S	70W Monopoint	White(WH), Black(BL), Silver(SL)
TMM54100E-S	100W Monopoint	White(WH), Black(BL), Silver(SL)

MH₂® Extension Wands



MH₂ Extension Wands can be used to suspend all MH₂ lampholders down from either the TM Series Modular Trac Ballasts or TMM Series Monopoints. Enables the fixture plane to be lowered without lowering the entire trac or ceiling plane. Constructed of rigid tubular steel and Lexan® plastic.

CATALOG #	OVERALL LENGTH	FINISHES
TMW12	14-3/8"	White(WH), Black(BL), Silver(SL)
TMW18	20-3/8"	White(WH), Black(BL), Silver(SL)
TMW24	26-3/8"	White(WH), Black(BL), Silver(SL)
TMW36	38-3/8"	White(WH), Black(BL), Silver(SL)
TMW48	48-3/8"	White(WH), Black(BL), Silver(SL)

Consult factory for MH₂™ Extension Wands.