

PROLINE CONTAINMENT SYSTEM



APPLICATION

The PROLINE Containment System prevents hot and cold airflows from mixing. The system increases cooling efficiency, lowers energy costs, allows for higher thermal density within the cabinet and eliminates the need to buy additional cooling units. Use for either hot or cold air containment and on raised and non-raised floors. The PROLINE Containment System is easy to order and to install.

Customize your Containment System by purchasing the Aisle Doors, Ceiling Panels with Windows, Chimney and Ceiling Panels for Chimney separately.

FEATURES

- Aisle door slides to the right to provide quick access to aisle way
- Easy to order
- Accommodates 36-in. (OSHA minimum aisle widths) and 48-in. (two-floor-tile-wide) aisle ways
- Ergonomically positioned grab handles on interior and exterior of contained aisle
- Clear, transparent door and roof panels provide maximum light to aisleway
- Tool-less Ceiling Panels are easy to install and remove for cleaning and provide above-the-cabinet access to cables, equipment and systems
- Window Ceiling Panels have easily modified .22-in. polycarbonate panels to accommodate local fire-suppression codes (sprinkler heads)
- Chimney Ceiling Panels are used with chimney to direct hot exhaust air into drop ceiling, duct work or other means back to the computer room cooling devices
- Chimney comes in two heights to fit a wide range of applications

SPECIFICATIONS

Aisle Doors

- Composite construction of 16, 14 and 12 gauge steel
- Aluminum track and steel trolley with composite wheels
- Safety glass door is mechanically fastened to steel frame

Window Ceiling Panels

- Frame made of 16 gauge steel
- Overhead panel made of .22-in. polycarbonate

Chimney Ceiling Panels

- Frame made of 16 gauge steel
- Purchase Chimney separately

Chimney

- Made of 18 gauge steel
- Two sizes to fit various ceiling heights
- Infinite adjustment between minimum and maximum extension
- Bulb gasket seals against flat surfaces and ceilings
- S-connectors provided for duct work connection
- Purchase Chimney Ceiling Panel separately

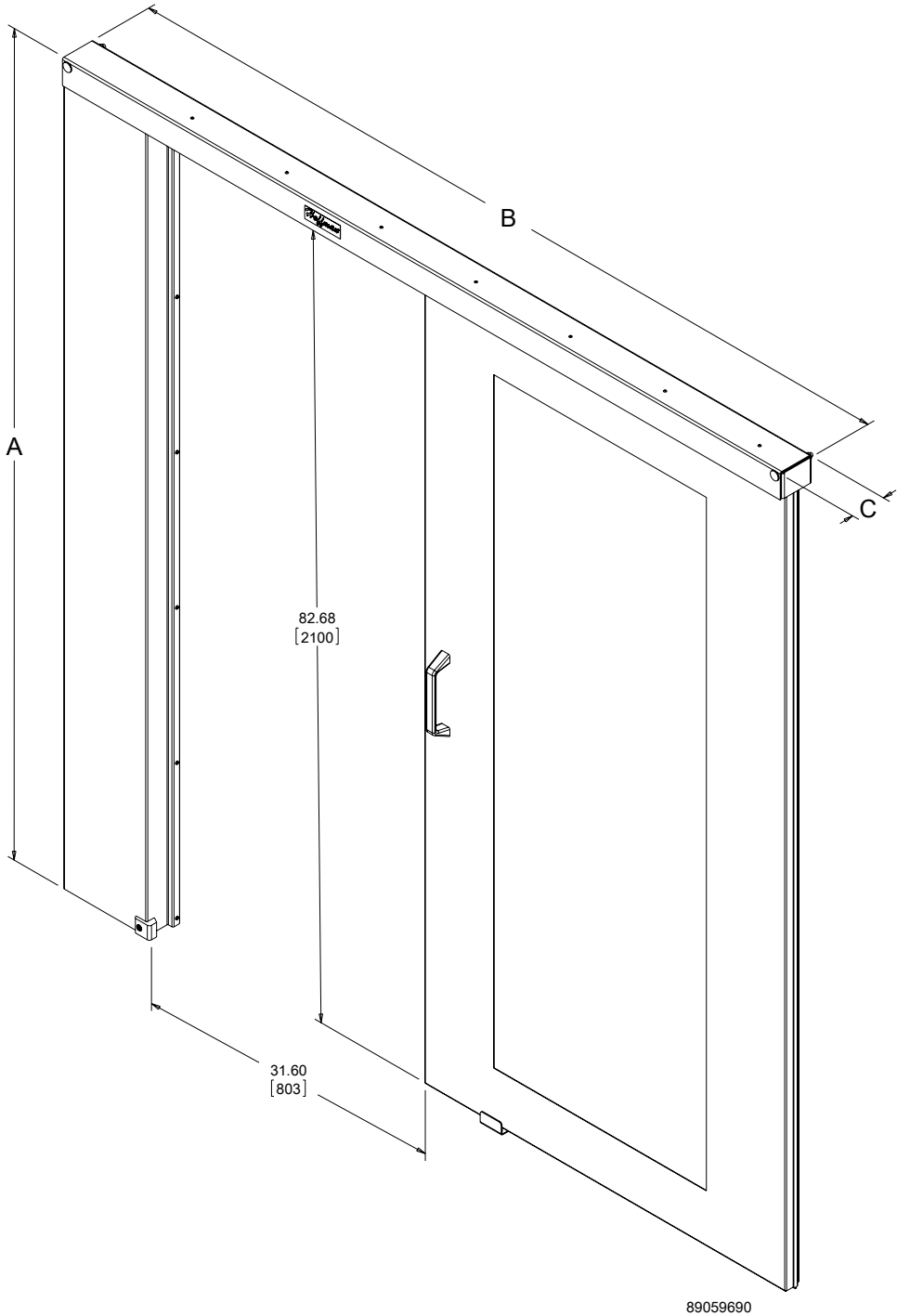
FINISH

Prepared surface coated in polyester powder low-gloss, lightly textured RAL 9005 black

BULLETIN: DPY

Standard Product Aisle Doors

Catalog Number	AxBxC mm/in.	Aisle Width mm/in.
PCAD2	2175 x 2175 x 93 85.63 x 85.63 x 3.68	914 or 1219 36.00 or 48.00

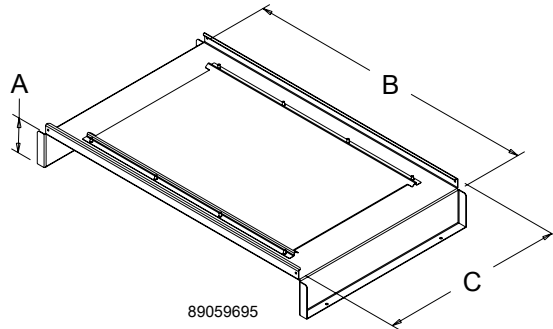


WINDOW CEILING PANEL



- Frame made of 16 gauge steel
- Overhead panel made of .22-in. polycarbonate

BULLETIN: DPY



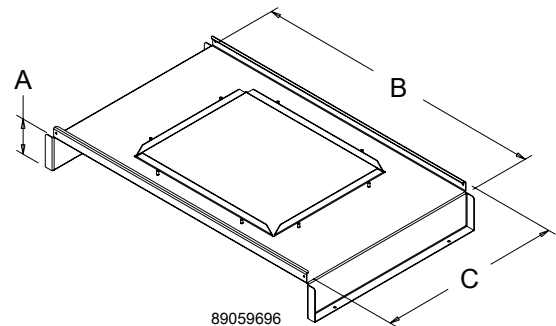
Catalog Number	AxBxC mm/in.	Aisle Width mm/in.	Use With Cabinet Width
PCP69	143 x 1309 x 597 5.63 x 51.52 x 23.50	914 36	600 mm
PCP79	143 x 1309 x 697 5.63 x 51.52 x 27.44	914 36	700 mm
PCP89	143 x 1309 x 797 5.63 x 51.52 x 31.38	914 36	800 mm
PCP612	143 x 1309 x 597 5.63 x 51.52 x 23.50	1219 48	600 mm
PCP712	143 x 1309 x 697 5.63 x 51.52 x 27.44	1219 48	700 mm
PCP812	143 x 1309 x 797 5.63 x 51.52 x 31.38	1219 48	800 mm

CHIMNEY CEILING PANEL



- Frame made of 16 gauge steel
- Image shows Chimney attached to the Chimney Ceiling Panel; purchase Chimney separately

BULLETIN: DPY



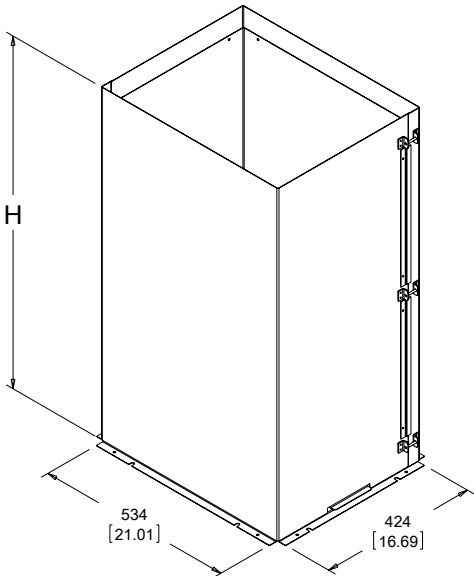
Catalog Number	AxBxC mm/in.	Fits Aisle Width mm/in.	Use With Cabinet Width
PCPC69	143 x 1009 x 597 5.63 x 39.71 x 23.50	914 36	600 mm
PCPC79	143 x 1009 x 697 5.63 x 39.71 x 27.44	914 36	700 mm
PCPC89	143 x 1009 x 797 5.63 x 39.71 x 31.38	914 36	800 mm
PCPC612	143 x 1009 x 597 5.63 x 39.71 x 23.50	1219 48	600 mm
PCPC712	143 x 1009 x 697 5.63 x 39.71 x 27.44	1219 48	700 mm
PCPC812	143 x 1009 x 797 5.63 x 39.71 x 31.38	1219 48	800 mm

CONTAINMENT SYSTEM CHIMNEY



- Made of 18 gauge steel
- Two sizes to fit various ceiling heights
- Infinite adjustment between minimum and maximum extension
- Bulb gasket seals against flat surfaces and ceilings
- S-connectors provided for duct work connection
- Purchase Chimney Ceiling Panel separately

BULLETIN: DPY



89059771

Catalog Number	AxBxC mm/in.	Ceiling Height mm/in.	H min mm/in.	H max mm/in.
PCM1	457 x 534 x 424	2600 to 3057	613	1067
	18.00 x 21.01 x 16.69	102.36 to 120.36	24.13	42.00
PCM2	762 x 534 x 424	2905 to 3667	918	1676
	30.00 x 21.01 x 16.69	114.36 to 144.36	36.13	66.00