

FRAME JOINING KITS



Permits joining two enclosure frames while maintaining an environmental seal.

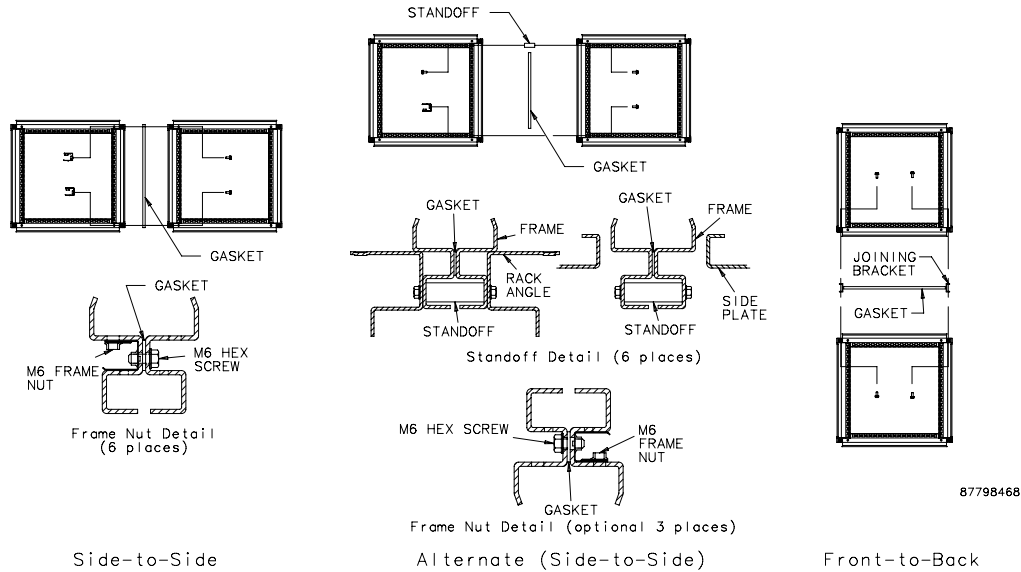
Side-to-Side Joining Kit consists of six frame nuts and screws, as well as gasket material to maintain a dust-tight and water-tight seal between ganged frames. Can be used if rack angles are not in the front or rearmost positions or if a subpanel is not in the rearmost position.

Alternate Joining Kit consists of three standoffs, six frame nuts and screws, as well as gasket material. This kit facilitates frame joining when rack angles are in the front or rearmost position, or if a subpanel is in the rearmost position.

Front-to-Back Joining Kit permits front-to-back joining of two single-bay enclosures. This kit does not fit 1200-mm or 1600-mm wide frames.

BULLETIN: P20, P20EM

Catalog Number	Description
PJ2F	Standard Frame Joining, Side-to-Side
PJ2FD	Standard Frame Joining, Side-to-Side, Non-gasketed
PJ2FHF2	EMC Standard Frame Joining, Side-to-Side
PJ2FF	Alternate Frame Joining, Side-to-Side
PJ2FBF	Frame Joining, Front-to-Back



L JOINING BRACKET



The L Joining Bracket, made of 10 gauge steel, is used in conjunction with the standard joining kit as additional support. Pictured hardware is included.

BULLETIN: P20

Catalog Number	Description
PJB2F	L Joining Bracket

STAINLESS STEEL LEGS

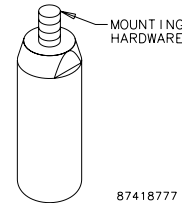


Legs mount to the bottom of a solid base to elevate the enclosure 4 in. (100 mm) from the floor. The legs are made of Type 304 stainless steel and are appropriate for hose-down applications. Mounting hardware is included.

NOTE: These legs will not fit on the PROLINE G2 Fully-Sealed Plinth Base.

BULLETIN: P20S

Catalog Number	Description
PLEGSS	(4) Stainless Steel Legs



87418777

LIFTING EYES



Lifting Eyes are used for lifting PROLINE modular frames and for fastening PROLINE top accessories to the frame. Lifting eyes

thread into corner blocks in a frame. Furnished in sets of four with plated finish.

Lifting Eyes are designed for overhead lifting in conjunction with shackles and a spreader bar. Use of shackles instead of hooks is preferred. The angle between the top of the enclosure and the cable or chain must be at least 45°. Use only slings and spreader bars that are designed for the specific application and are in compliance with regulations established by OSHA, ASME, ISA, ASTM and other governing agencies.

BULLETIN: P20

Catalog Number	Description
PLEM12	(4) Lifting Eyes

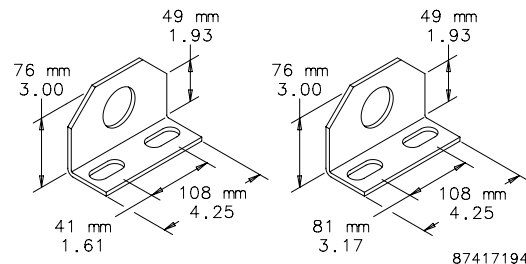
LIFTING ANGLES



Used to provide best load distribution while lifting two or three ganged enclosures with up to 1000 lb. of equipment and cabling in each bay. Angles mount to top of enclosure frame corner blocks and do not require removal of top cover for installation. Kit consists of two angles and four bolts and washers. Angles are clear zinc-coated 10 gauge steel.

are designed for the specific application and are in compliance with regulations established by OSHA, ASME, ISA, ASTM and other governing agencies.

BULLETIN: P20



87417194

Catalog Number	Description
PJLBFB	Front-to-back lifting angles
PJLBSS	Side-to-side lifting angles

PROLINE FASTENER PACKAGES



Use to fasten components to the grid system. PGF Packages include 20 front-loading clip nuts (M6) and 20 combination-drive washer-head bolts (M6).

Grounding Package is used with the rectangular holes in the PROLINE frame to provide electrical continuity between the frame and the grid system. ASM5T Package is used with PROLINE frames having round holes. Package includes 20 M5 self-tapping screws.

BULLETIN: DACCY

Catalog Number	Description	Use in	Pkg. Qty.
ASM5T	M5 x 12 mm thread-forming Phillips hex head screws	Round holes	20
PGFM6	Standard Package - M6 cage nuts and bolts	Rectangular holes	20
PGFGM6	Grounding Package - M6 grounding cage nuts and bolts	Tapped holes	20

TOUCH-UP PAINT



For repairing the finish of any painted parts.

BULLETIN: DACCY, P20

Catalog Number	Description
ATPG7035	RAL 7035 Gray
ATPB9005	RAL 9005 Black

Notes