


Cat 6 UTP Flat 110-Style Patch Panels

APPLICATION

Leviton Cat 6 UTP Flat 110-Style Patch Panels are designed for use on 19-inch standard racks and cabinets. The patch panels include patented Retention Force Technology, which promotes consistent performance over the life of the system. An installer-friendly design allows for quick installation due to standard 110 terminations on the rear of the panels which follows the normal installation color sequence (blue, orange, green, brown) from left to right. The Cat 6 system is designed for use in high-megabit applications such as Gigabit Ethernet.



SPECIFICATION

Patch panels shall meet or exceed the requirements for channel- and component-level performance as described in ANSI/TIA-568.2-D Category 6 standards, as well as the Class E requirements described in ISO/IEC 11808-1 and EN 50713-1. Panels shall feature both T568A and T568B wiring configurations, white IDC 110-punchdown modules, mounting standoffs for cable management bars, and color-coded front window labeling. Panels shall have universal T568A and T568B wiring card for terminations. Panels shall be made of 14-gauge steel, and shall have a black finish with white silk-screening. The plastic elements shall be fire retardant with a UL flammability rating of 94V-0. Panels shall be offered in 12-, 24-, 48-, and 96-port configurations as well as an 89D 12-port configuration. Patch panels shall be configured with six port modules. The 110 termination on the rear of the panels shall follow normal installation color sequence (blue, orange, green, brown) from left to right. The panels shall exceed IEEE 802.3bt standard up to 0.5 amps per conductor (100 watts) continuously.

COUNTRY OF ORIGIN

USA

WARRANTY INFORMATION

For Leviton product warranties, go to leviton.com/ns/warranty

FEATURES

- Patented Retention Force Technology protects tines from damage and increases system longevity
- Craft-friendly installation
- Universal T568A and T568B wiring cards for 110-style IDC terminations
- Color-coded front labeling for easy port identification (ANSI/TIA-606-C compliant)
- Terminates 26-22 AWG solid conductors
- Centralized labeling (available on 48-Port) promotes greater visibility of labels when patch cords are routed into horizontal cable management above and below the patch panel
- Capable of multiple re-terminations
- Panel available with patented magnifying lens label holder for easy reading
- Will exceed IEEE 802.3bt standard up to 0.5 amps per conductor (100 watts) continuously
- ETL verified to meet the IEC 60512-99-002 standard for support of IEEE 802.3bt Type 4 PoE (90-watt) applications

DESIGN CONSIDERATIONS

- Mounts on 19-inch equipment racks
- Panel offered in 12-, 24-, 48-, 96-port configurations and 12-port U89 Block for wall-mount applications
- Connector modules are in groups of six
- Includes rear cable management bars
- Use star washers for grounding in rack-mount installations

STANDARDS & REGULATIONS

- ANSI/TIA-568.2-D (Cat 6)
- ISO/IEC 11801-1 (Class E)
- EN 50713-1 (Class E)
- ANSI/TIA-1096-A (formerly FCC Part 68)
- IEC 60512-99-002
- c(UL)us Listed
- IEEE 802.3 PoE Type 1, 2, 3, 4 (100 watts max)
- Cisco UPOE, UPOE+ (90 watts max)
- Power over HDBaseT™ PoH (95 watts max)

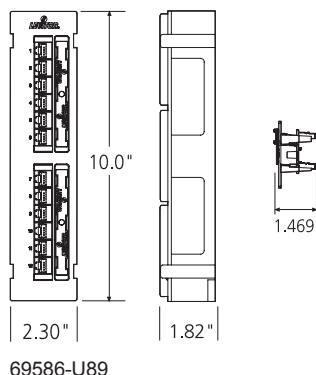
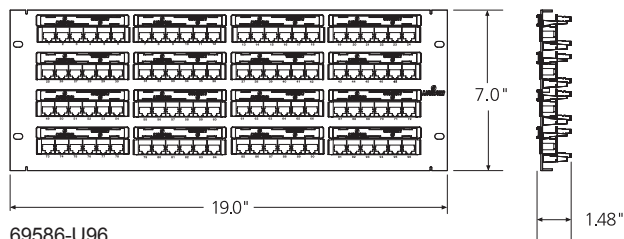
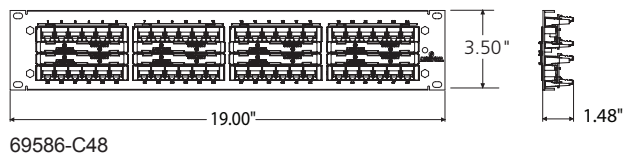
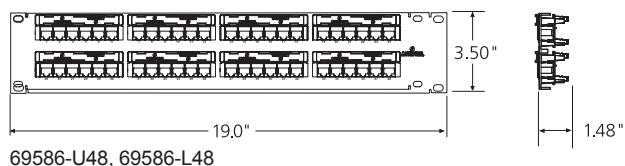
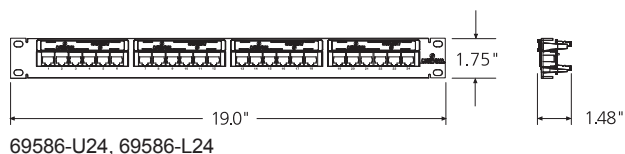
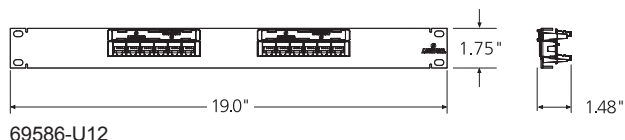
PRODUCT SPECIFICATIONS

69586-xxx

MECHANICAL SPECIFICATIONS

Dimensions: See below
Capacity: 12-, 24-, 48-, 96-port,
U-89 Universal 12-port block
Materials: 14-gauge steel, black powder coat; PCB and
plastic components are rated per UL94V-0

Temp. (Storage): -40 °C to +70 °C (-40 °F to +158 °F)
Temp. (Installation): Refer to cable installation temperature
Temp. (Operating): -10 °C to +60 °C (+14 °F to +140 °F)
Humidity (Max.): 95% relative humidity, non-condensing



PART NUMBERS

Description	Part No.
Cat 6 UTP Flat 110-Style Patch Panel, 12-Port, 1RU, black	69586-U12
Cat 6 UTP Flat 110-Style Patch Panel, 24-Port, 1RU, black	69586-U24
Cat 6 UTP Flat 110-Style Patch Panel with magnifying lens label holder, 24-Port, 1RU, black	69586-L24
Cat 6 UTP Flat 110-Style Patch Panel, 48-Port, 2RU, black	69586-U48
Cat 6 UTP Flat 110-Style Patch Panel with magnifying lens label holder, 48-Port, 2RU, black	69586-L48
Cat 6 UTP Flat 110-Style Patch Panel, 48-Port, 2RU, centralized labeling	69586-C48
Cat 6 UTP 110-Style Patch Panel, 96-Port, 4RU, black	69586-U96
Cat 6 UTP 110-Style Patch Block, 12-Port, black	69586-U89

ANSI/TIA-568.2-D CAT 6 PARAMETERS

Connecting Hardware Requirements*

	@ 100 MHz	@ 250 MHz
Insertion Loss (IL)	0.20	0.32
Near-end Crosstalk (NEXT)	54.0	46.0
Far-end Crosstalk (FEXT)	43.1	35.1
Return Loss (RL)	24.0	16.0
Transverse Conversion Loss (TCL)	28.0	20.0
Transverse Conversion Transfer Loss (TCTL)	28.0	20.0

*All requirements are minimum allowable except IL requirements are maximum allowable. Connecting hardware shall meet requirements of all parameters from 1-250 MHz. Values in above table are only at specific frequencies and are for references only.

For further support information, visit leviton.com/ns/support

Page 2 of 2

USA
Network Solutions Headquarters
+1 (800) 722 2082
infoUSA@leviton.com

Leviton Cable (formerly Berk-Tek)
+1 (800) 237 5835 | infoUSA@leviton.com

Asia Pacific
+852 3620 2602
infoAPAC@leviton.com

Canada
+1 (800) 461 2002
infoCanada@leviton.com

Europe
+44 (0) 1592 772124
infoEurope@leviton.com

Latin America
MX: +52 (55) 2128 6286
LATAM: +52 (55) 2333 5963
infoLATAM@leviton.com

Middle East & Africa
+971 (4) 247 9800
infoMEA@leviton.com

NETWORK SOLUTIONS PRODUCTS ARE AVAILABLE WORLDWIDE IN OVER 100 COUNTRIES. VISIT US ONLINE AT LEVITON.COM/NS TO LEARN MORE.